WHAT IS CLAIMED IS:

Claim 1. A conjugate (**B7-H3-ADC**) comprising a B7-H3 binding molecule and a cytotoxic drug moiety, the conjugate comprising the formula:

$$\mathbf{Ab\text{-}(LM)_m\text{-}(D)_n,}$$

wherein:

Ab is an isolated B7-H3 binding molecule comprising an antibody, a diabody, or an epitope-binding fragment thereof, which is capable of binding to B7-H3, wherein said B7-H3 binding molecule comprises

(i) a humanized Variable Light Chain (VL) domain comprising the amino acid sequence of **SEQ ID NO:20**; and

(ii) a humanized Variable Heavy Chain (VH) domain comprising the amino acid sequence of **SEQ ID NO:21**.

D is a cytotoxic drug moiety, wherein said cytotoxic drug moiety comprises a cytotoxin, a radioisotope, an immunomodulator, a cytokine, a lymphokine, a chemokine, a growth factor, a tumor necrosis factor, a hormone, a hormone antagonist, an enzyme, an oligonucleotide, a DNA, an RNA, an siRNA, an RNAi, a microRNA, a photoactive therapeutic agent, an anti-angiogenic agent, a pro-apoptotic agent, a peptide, a lipid, a carbohydrate, a chelating agent, or combinations thereof;

LM comprises at least one bond or a Linker Molecule that covalently links Ab and D;

m is an integer between 0 and n and denotes the number of **LM** of the **B7-H3-ADC**;

and

n is an integer between 1 and 10 and denotes the number of cytotoxic drug moieties covalently linked to the **B7-H3-ADC** molecule.

Claim 2. The **B7-H3-ADC** of claim 1, wherein at least one of said **LM** moieties is a Linker Molecule.

Claim 3. The **B7-H3-ADC** of claim 2, wherein said Linker Molecule comprises a cleavable linker.

Claim 4. The **B7-H3-ADC** of claim 3, wherein said cleavable linker is a peptidic linker.

Claim 5. The **B7-H3-ADC** of claim 4, wherein said peptidic linker is a valine-citrulline dipeptide linker.

Claim 6. The **B7-H3-ADC** of any one of claims 2-5, wherein said Linker Molecule comprises a self-eliminating spacer between the cleavable linker and **D**.

Claim 7. The **B7-H3-ADC** of claim 6, wherein said self-eliminating spacer comprises a para-aminobenzyloxycarbonyl moiety.

Claim 8. The **B7-H3-ADC** of any one of claims 2-7, wherein said Linker Molecule comprises a maleimide linker moiety between the cleavable linker and **Ab**.

Claim 9. The **B7-H3-ADC** of claim 2, comprising the formula:

$$\mathbf{Ab - \left[V\text{-}(W)_k\text{-}(X)_1\text{-}A\right] - D}$$

wherein:

said **LM** comprises the formula:

$$\mathbf{[V\text{-}(W)_k\text{-}(X)_1\text{-}A]},$$

V is a cleavable linker,

$\mathbf{(W)_k\text{-}(X)_1\text{-}A}$ is an elongated, self-eliminating spacer system, that self-eliminates via a l,(4+2n)-elimination,

W and **X** are each a l,(4+2n) electronic cascade spacer, being the same or different,

A is either a spacer group of formula $(\mathbf{Y})_m$, wherein **Y** is a l,(4+2n) electronic cascade spacer, or a group of formula **U**, being a cyclisation elimination spacer,

k, 1 and m are independently an integer of 0 (included) to 5 (included),

n is an integer of 0 (included) to 10 (included),

with the provisos that:

when **A** is $(\mathbf{Y})_m$: then k+l+m ≥ 1, and

if k+l+m=l, then n>l;

when **A** is **U**: then k+1 ≥ 1.

W, **X**, and **Y** are independently selected from compounds having the formula:

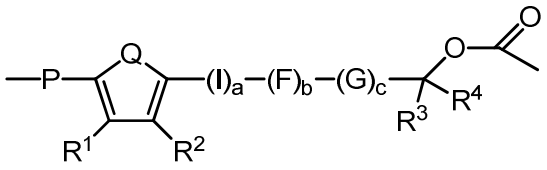

or the formula:

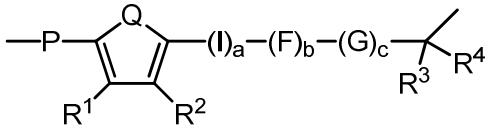

wherein: Q is $-R^5C{=}CR^6-$, S, O, NR^5, $-R^5C{=}N-$, or $-N{=}CR^5-$

P is NR^7, O or S

a, b, and c are independently an integer of 0 (included) to 5 (included);

I, F and G are independently selected from compounds having the formula:

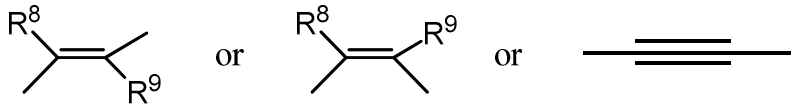

wherein R^1, R^2, R^3, R^4, R^5, R^6, R^7, R^8, and R^9 independently represent H, $C_{1\text{-}6}$ alkyl, $C_{3\text{-}20}$ heterocyclyl, $C_{5\text{-}20}$ aryl, $C_{1\text{-}6}$ alkoxy, hydroxy (OH), amino (NH_2), mono-substituted amino (NR_xH), di-substituted amino ($NR_x^1R_x^2$), nitro (NO_2), halogen, CF_3, CN, $CONH_2$, SO_2Me, CONHMe, cyclic $C_{1\text{-}5}$ alkylamino, imidazolyl, $C_{1\text{-}6}$ alkylpiperazinyl, morpholino, thiol (SH), thioether (SR_x), tetrazole, carboxy (COOH), carboxylate ($COOR_x$), sulphoxy ($S(=O)_2OH$), sulphonate ($S(=O)_2OR_x$), sulphonyl ($S(=O)_2R_x$), sulphixy (S(=O)OH), sulphinate ($S(=O)OR_x$), sulphinyl ($S(=O)R_x$), phosphonooxy

($OP(=O)(OH)_2$), and phosphate ($OP(=O)(OR_x)_2$), where R_x, R_x^1 and R_x^2 are independently selected from a C_{1-6} alkyl group, a C_{3-20} heterocyclyl group or a C_{5-20} aryl group, two or more of the substituents R^1, R^2, R^3, R^4, R^5, R^6, R^7, R^8, or R^9 optionally being connected to one another to form one or more aliphatic or aromatic cyclic structures;

U is selected from compounds having the formula:

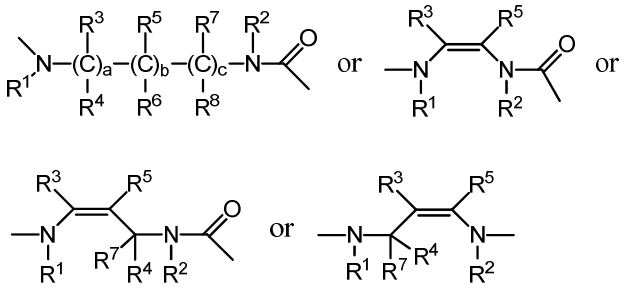

wherein:

a, b and c are independently selected to be an integer of 0 or 1; provided that a + b + c = 2 or 3;

R^1 and/or R^2 independently represent H, C1-6 alkyl, said alkyl being optionally substituted with one or more of the following groups: hydroxy (OH), ether (OR_x), amino (NH_2), mono-substituted amino (NR_xH), disubstituted amino ($NR_x^1R_x^2$), nitro (NO_2), halogen, CF_3, CN, $CONH_2$, SO_2Me, CONHMe, cyclic C_{1-5} alkylamino, imidazolyl, C_{1-6} alkylpiperazinyl, morpholino, thiol (SH), thioether (SR_X), tetrazole, carboxy (COOH), carboxylate ($COOR_x$), sulphoxy ($S(=O)_2OH$), sulphonate ($S(=O)_2OR_X$), sulphonyl ($S(=O)_2R_x$), sulphixy (S(=O)OH), sulphinate (S(=O)ORx), sulphinyl (S(=O)Rx), phosphonooxy ($OP(=O)(OH)_2$), and phosphate ($OP(=O)(OR_x)_2$), where R_x, R_x^1 and R_x^2 are selected from a C_{1-6} alkyl group, a C_{3-20} heterocyclyl group or a C_{5-20} aryl group; and

R^3, R^4, R^5, R^6, R^7 and R^8 independently represent H, C_{1-6} alkyl, C_{3-20} heterocyclyl, C_{5-20} aryl, C_{1-6} alkoxy, hydroxy (OH), amino (NH_2), mono-substituted amino (NR_xH), disubstituted amino ($NR_x^1R_x^2$), nitro (NO_2), halogen, CF_3, CN, $CONH_2$, SO_2Me, CONHMe, cyclic C_{1-5} alkylamino, imidazolyl, C_{1-6} alkylpiperazinyl, morpholino, thiol (SH), thioether (SR_x),

tetrazole, carboxy (COOH), carboxylate ($COOR_x$), sulphoxy ($S(=O)_2OH$), sulphonate ($S(=O)_2OR_x$), sulphonyl ($S(=O)_2R_x$), sulphixy (S(=O)OH), sulphinate ($S(=O)OR_x$), sulphinyl ($S(=O)R_x$), phosphonooxy ($OP(=O)(OH)_2$), and phosphate ($OP(=O)(OR_x)_2$), where R_x, R_x^1 and R_x^2 are selected from a C_{1-6} alkyl group, a C_{3-20} heterocyclyl group or a C_{5-20} aryl group, and two or more of the substituents R^1, R^2, R^3, R^4, R^5, R^6, R^7, or R^8 are optionally connected to one another to form one or more aliphatic or aromatic cyclic structures.

Claim 10. The **B7-H3-ADC** of claim 9, wherein said **LM** Linker Molecule comprises:

(1) p-aminobenzyloxycarbonyl-p-aminobenzyloxycarbonyl;

(2) p-aminobenzyloxycarbonyl-p-aminobenzyloxycarbonyl-p-aminobenzyloxycarbonyl;

(3) p-ammocinnamyloxycarbonyl;

(4) p-aminocinnamyloxycarbonyl-p-aminobenzyloxycarbonyl;

(5) p-amino-benzyloxycarbonyl-p-aminocinnamyloxycarbonyl;

(6) p-aminocinnamyloxycarbonyl-p-aminocinnamyloxycarbonyl;

(7) p-aminophenylpentadienyloxycarbonyl;

(8) p-aminophenylpentadienyloxycarbonyl-p-arninocinnamyloxycarbonyl;

(9) p-aminophenylpentadienyloxycarbonyl-paminobenzyloxycarbonyl;

(10) p-aminophenylpentadienyloxycarbonyl-p-aminophenylpentadienyloxycarbonyl;

(11) p-aminobenzyloxycarbonyl(methylamino)ethyl(methylamino) carbonyl;

(12) p-aminocinnamyloxycarbonyl(methylamino)ethyl(methylamino) carbonyl;

(13) p-aminobenzyloxycarbonyl-p-aminobenzyloxycarbonyl(methylamino) ethyl(methylamino)carbonyl;

(14) p-aminocinnamyloxycarbonyl-p-aminobenzyloxycarbonyl (methylamino)ethyl(methylamino)carbonyl;

(15) p-aminobenzyloxycarbonyl-p-arninocinnamyloxycarbonyl (methylamino)ethyl(methylamino)-carbonyl;

(16) p-aminocinnamyloxycarbonyl-p-aminocinnamyloxycarbonyl (methylamino)ethyl(methylamino)carbonyl;

(17) p-aminobenzyloxycarbonyl-p-aminobenzyl;

(18) p-aminobenzyloxycarbonyl-p-aminobenzyloxycarbonyl -p-aminobenzyl;

(19) p-aminocinnamyl;

(20) p-aminocinnamyloxycarbonyl-p-aminobenzyl;

(21) p-aminobenzyloxycarbonyl-p-aminocinnamyl;

(22) p-amino-cinnamyloxycarbonyl-p-aminocinnamyl;

(23) p-aminophenylpentadienyl;

(24) p-aminophenylpentadienyloxycarbonyl-p-aminocinnamyl;

(25) p-aminophenylpentadienyloxycarbonyl-p-aminobenzyl;

or

(26) p-aminophenylpentadienyloxycarbonyl-p-aminophenylpentadienyl.

Claim 11. The **B7-H3-ADC** of any one of claims 2-10, wherein said **LM** Linker Molecule is conjugated to the side chain of an amino acid of a polypeptide chain of said **Ab** and binds said **Ab** to a molecule of said cytotoxic drug moiety **D**.

Claim 12. The **B7-H3-ADC** of any one of claims 1-11, wherein said cytotoxic drug moiety **D** is selected from the group consisting of a tubulysin, an auristatin, a maytansinoid, a calicheamicin, a pyrrolobenzodiazepine, a Pseudomonas exotoxin, a Diptheria toxin, a botulinum toxin A, a botulinum toxin B, a botulinum toxin C, a botulinum toxin D, a botulinum toxin E, a botulinum toxin F, a ricin, an abrin, a saporin, and a cytotoxic fragment thereof.

Claim 13. The **B7-H3-ADC** of claim 12, wherein said cytotoxic drug moiety **D** comprises a tubulysin cytotoxin and is selected from the group consisting of tubulysin A, tubulysin B, tubulysin C, and tubulysin D.

Claim 14. The **B7-H3-ADC** of claim 12, wherein said cytotoxic drug moiety **D** comprises an auristatin cytotoxin and is selected from the group consisting of MMAE (N-methylvaline-valine-dolaisoleuine-dolaproine-norephedrine)

and MMAF (N-methylvaline-valine-dolaisoleuine-dolaproine-phenylalanine).

Claim 15. The **B7-H3-ADC** of claim 12, wherein said cytotoxic drug moiety **D** comprises a maytansinoid cytotoxin and is selected from the group consisting of Mytansine, DM1 and DM4.

Claim 16. The **B7-H3-ADC** of claim 12, wherein said cytotoxic drug moiety **D** comprises a calicheamicin cytotoxin and is selected from the group consisting of calicheamicin γ1, calicheamicin β1Br, calicheamicin γ1Br, calicheamicin α2I, calicheamicin α3I, calicheamicin β1I, calicheamicin γ1I, and calicheamicin Δ1I.

Claim 17. The **B7-H3-ADC** of claim 12, wherein said cytotoxic drug moiety **D** comprises a pyrrolobenzodiazepine cytotoxin and is selected from the group consisting of vadastuximab talirine, SJG-136, SG2000, SG2285 and SG2274.

Claim 18. The **B7-H3-ADC** of any one of claims 1-17, wherein said isolated B7-H3 binding molecule comprises an Fc Domain of a human IgG.

Claim 19. The **B7-H3-ADC** of claim 18, wherein said human IgG is a human IgG1, human IgG2, human IgG3, or human IgG4.

Claim 20. The **B7-H3-ADC** of claim 18 or claim 19, wherein said Fc Domain is a variant Fc Domain that comprises:

(a) one or more amino acid modifications that reduces the affinity of the variant Fc Domain for an FcγR; and/or

(b) one or more amino acid modifications that enhances the serum half-life of the variant Fc Domain.

Claim 21. The **B7-H3-ADC** of claim 20, wherein said modifications that reduce the affinity of the variant Fc Domain for an FcγR comprise the substitution of L234A; L235A; or L234A and L235A, wherein the numbering is that of the EU index as in Kabat.

Claim 22. The **B7-H3-ADC** of claim 20 or claim 21, wherein said modifications that enhance the serum half-life of the variant Fc Domain comprise the substitution of M252Y; M252Y and S254T; M252Y and T256E; M252Y, S254T and T256E; or K288D and H435K, wherein the numbering is that of the EU index as in Kabat.

Claim 23. The **B7-H3-ADC** of claim 19, wherein said human IgG is human IgG1.

Claim 24. The **B7-H3-ADC** of any one of claims 1-23, wherein said binding molecule comprises a human IgG Constant Domain Kappa Domain.

Claim 25. The **B7-H3-ADC** of claim 24, wherein said human IgG Constant Domain Kappa Domain comprises the amino acid sequence of **SEQ ID NO:1**.

Claim 26. A conjugate (**B7-H3-ADC**) comprising a B7-H3 binding molecule and a cytotoxic drug moiety, the conjugate comprising the formula:

$$\mathbf{Ab\text{-}(LM)_m\text{-}(D)_n,}$$

wherein:

said **Ab** comprises an isolated B7-H3 binding molecule comprising an antibody, a diabody, or an epitope-binding fragment thereof, which is capable of binding to B7-H3, wherein said B7-H3 binding molecule comprises

(i) a light chain comprising the Variable Light Chain (VL) domain comprising the amino acid sequence of **SEQ ID NO:20** and a CL Kappa Domain of **SEQ ID NO:1**; and
(ii) a heavy chain comprising the Variable Heavy Chain (VH) domain comprising the amino acid sequence of **SEQ ID NO:21**, a CH1 Domain of **SEQ ID NO:3**, a Hinge Domain of **SEQ ID NO:7** and a Fc Domain comprising a CH2-CH3 Domain of **SEQ ID NO:12**;

said **D** comprises *seco*-duocarmycin; and

said **LM** comprises a Linker Molecule comprising a maleimide linker moiety, a valine-citrulline dipeptide linker, and a para-aminobenzyloxycarbonyl moiety.

Claim 27. The **B7-H3-ADC** of claim 26, wherein said LM Linker Molecule is covalently linked to said Ab via reduced inter-chain disulfides.

Claim 28. A pharmaceutical composition that comprises an effective amount of the **B7-H3-ADC** of any one of claims 1-27 and a pharmaceutically acceptable carrier, excipient or diluent.

Claim 29. Use of the **B7-H3-ADC** of any one of claims 1-27 or the pharmaceutical composition of claim 28 in the manufacture of a medicament for the treatment of a disease or condition associated with or characterized by the expression of B7-H3.

Claim 30. The use of claim 29, wherein said disease or condition associated with or characterized by the expression of B7-H3 is cancer.

Claim 31. The use of claim 30, wherein said cancer is characterized by the presence of a cancer cell selected from the group consisting of a cell of: an adrenal gland tumor, an AIDS-associated cancer, an alveolar soft part sarcoma, an astrocytic tumor, an adrenal cancer, a bladder cancer, a bone cancer, a brain and spinal cord cancer, a metastatic brain tumor, a B-cell cancer, a breast cancer, a carotid body tumors, a cervical cancer, a chondrosarcoma, a chordoma, a chromophobe renal cell carcinoma, a clear cell carcinoma, a colon cancer, a colorectal cancer, a cutaneous benign fibrous histiocytoma, a desmoplastic small round cell tumor, an ependymoma, a Ewing's tumor, an extraskeletal myxoid chondrosarcoma, a fibrogenesis imperfecta ossium, a fibrous dysplasia of the bone, a gallbladder or bile duct cancer, a gastric cancer, a gestational trophoblastic disease, a germ cell tumor, a head and neck cancer, a glioblastoma, a hematological malignancy, a hepatocellular carcinoma, an islet cell tumor, a Kaposi's Sarcoma, a kidney cancer, a leukemia, an acute myeloid leukemia, a chronic lymphocytic leukemia, a chronic myeloid leukemia, a hairy cell leukemia, a liposarcoma/malignant lipomatous tumor, a liver cancer, a lymphoma, a Burkett's lymphoma, a

diffuse large B cell lymphoma, a follicular lymphoma, a mantle cell lymphoma, a marginal zone lymphoma, a non-Hodgkin's lymphoma, a small lymphocytic lymphoma, a lung cancer, a non-small-cell lung cancer (NSCLC), a medulloblastoma, a melanoma, a meningioma, a mesothelioma pharyngeal cancer, a multiple endocrine neoplasia, a multiple myeloma, a myelodysplastic syndrome, a neuroblastoma, a neuroendocrine tumors, an ovarian cancer, a pancreatic cancer, a papillary thyroid carcinoma, a parathyroid tumor, a pediatric cancer, a peripheral nerve sheath tumor, a phaeochromocytoma, a pituitary tumor, a prostate cancer, a posterior uveal melanoma, a renal metastatic cancer, a renal cell carcinoma, a rhabdoid tumor, a rhabdomyosarcoma, a sarcoma, a skin cancer, a small round blue cell tumor of childhood, a soft-tissue sarcoma, a squamous cell cancer, a squamous cell cancer of the head and neck (SCCHN), a stomach cancer, a synovial sarcoma, a testicular cancer, a thymic carcinoma, a thymoma, a thyroid cancer, a thyroid metastatic cancer and a uterine cancer.

Claim 32. The use of claim 30, wherein said cancer is selected from the group consisting of: non-small-cell lung cancer (NSCLC), acute myeloid leukemia, prostate cancer, squamous cell cancer of the head and neck (SCCHN) and thyroid metastatic cancer.

Claim 33. The use of claim 32, wherein said cancer is a prostate cancer.