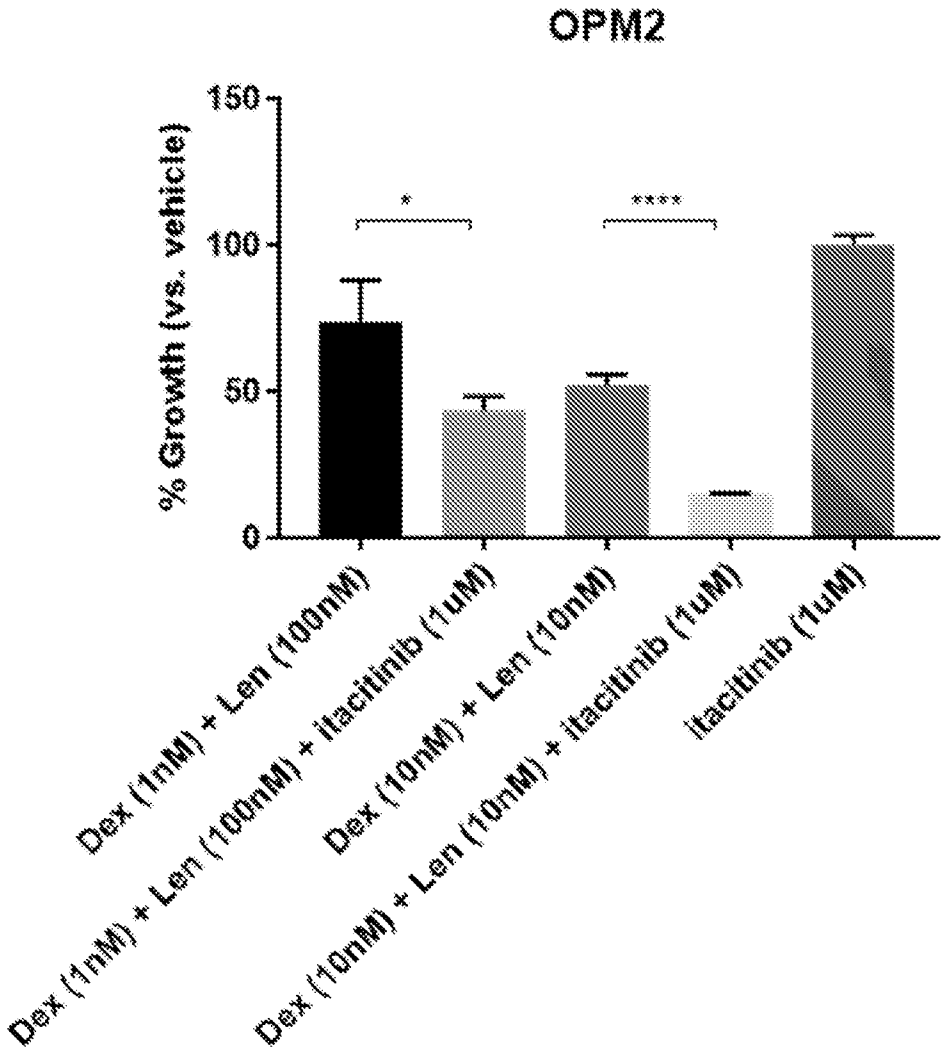
OPM2
% Growth (vs. vehicle)
150
100
50
0
*
****
Dex (1nM) + Len (100nM)
Dex (1nM) + Len (100nM) + itacitinib (1uM)
Dex (10nM) + Len (10nM)
Dex (10nM) + Len (10nM) + itacitinib (1uM)
itacitinib (1uM)

FIG. 1

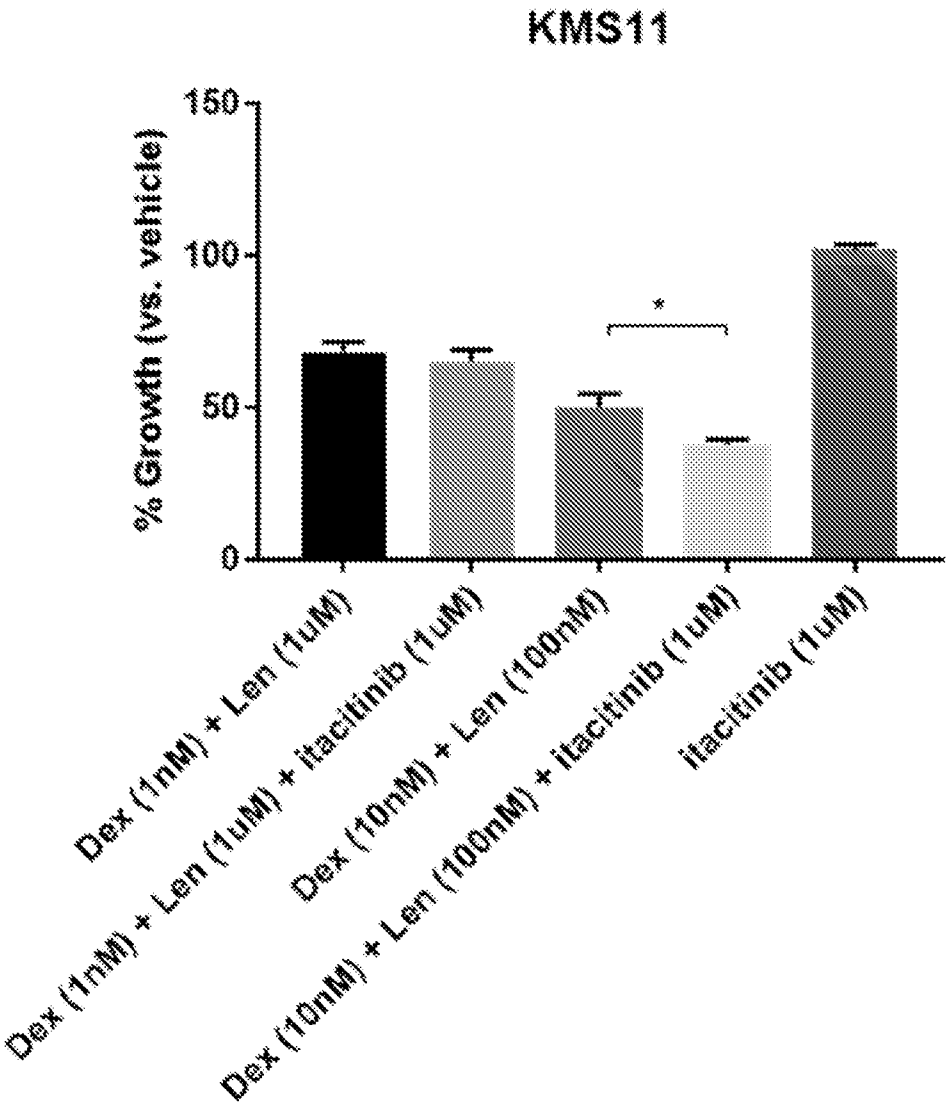
KMS11
% Growth (vs. vehicle)
150
100
50
0
*
Dex (1nM) + Len (1uM)
Dex (1nM) + Len (1uM) + itacitinib (1uM)
Dex (10nM) + Len (100nM)
Dex (10nM) + Len (100nM) + itacitinib (1uM)
itacitinib (1uM)

FIG. 2

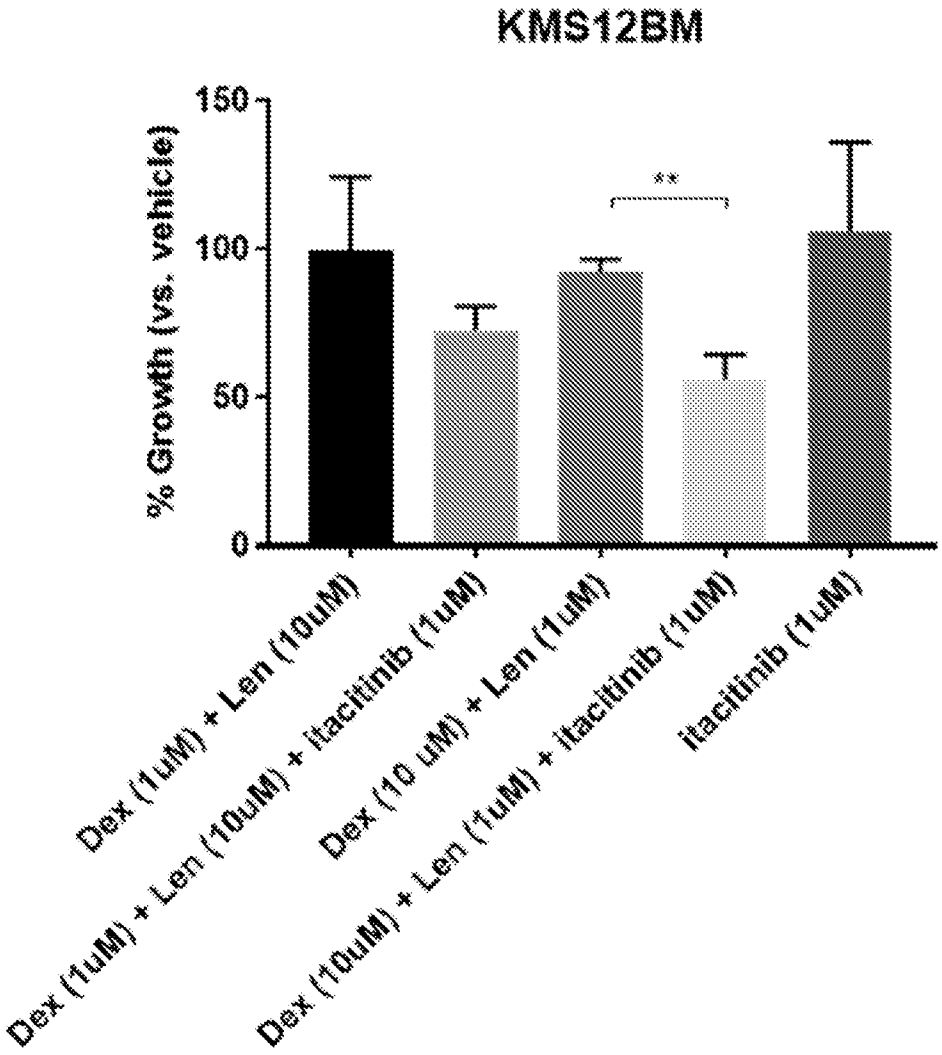
KMS12BM
% Growth (vs. vehicle)
150
100
50
0
**
Dex (1uM) + Len (10uM)
Dex (1uM) + Len (10uM) + itacitinib (1uM)
Dex (10 uM) + Len (1uM)
Dex (10uM) + Len (1uM) + itacitinib (1uM)
itacitinib (1uM)

FIG. 3

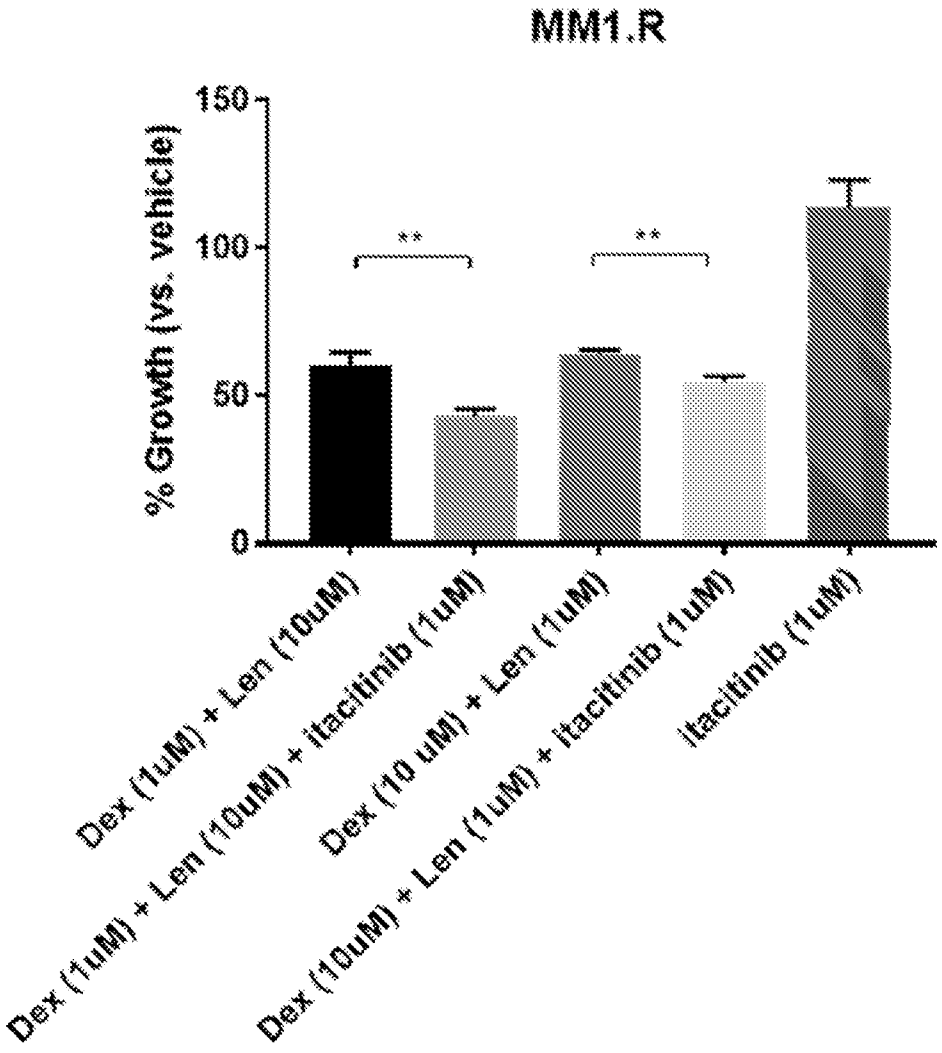
MM1.R
% Growth (vs. vehicle)
150
100
50
0
**
**
Dex (1uM) + Len (10uM)
Dex (1uM) + Len (10uM) + itacitinib (1uM)
Dex (10 uM) + Len (1uM)
Dex (10uM) + Len (1uM) + itacitinib (1uM)
itacitinib (1uM)

FIG. 4

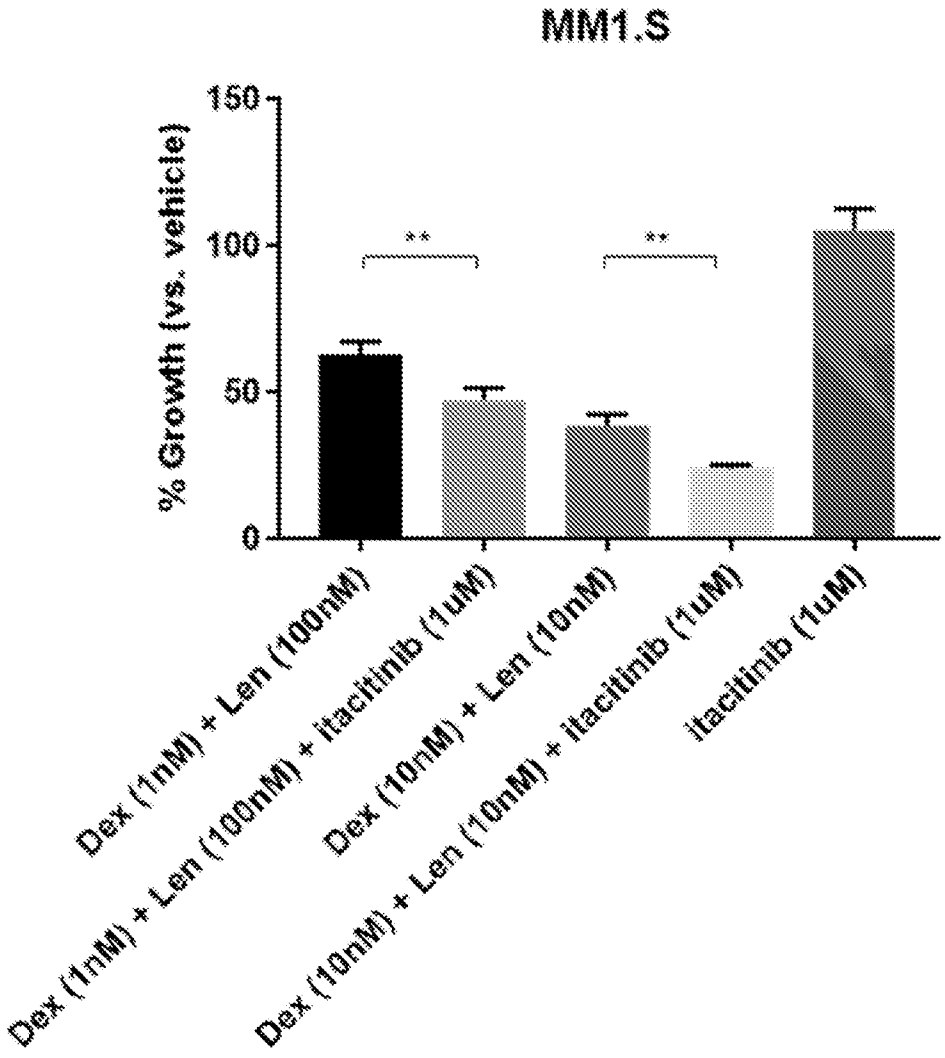
MM1.S
% Growth (vs. vehicle)
150
100
50
0
**
**
Dex (1nM) + Len (100nM)
Dex (1nM) + Len (100nM) + itacitinib (1uM)
Dex (10nM) + Len (10nM)
Dex (10nM) + Len (10nM) + itacitinib (1uM)
itacitinib (1uM)

FIG. 5