combined and stirred continuously while spray drying using a Buchi Mini Spray Dryer with the following parameters:

[00391]	T inlet (setpoint)	78 °C
[00392]	T outlet (start)	38 °C
[00393]	T outlet (end)	35 °C
[00394]	Nitrogen Pressure	75 psi
[00395]	Aspirator	100 %
[00396]	Pump	20 %
[00397]	Rotometer	60 mm
[00398]	Filter Pressure	-50 mbar
[00399]	Condenser Temp	-5 °C
[00400]	Run Time	3 h

[00401] Approximately 18.2 g of compound 9 amorphous Form C as a spray dry dispersion (65% yield) was recovered. The amorphous Form C of compound 9 in the spray dry dispersion was confirmed by XRPD (Figure 5) and DSC, showing a glass transition temperature of 96 °C.

[00402] A neat amorphous Form C of compound 9 was prepared by spray dry dispersion according to the conditions discussed above except that no HPMCAS polymer was added. The neat amorphous Form C of compound 9 in the spray dry dispersion was confirmed by XRPD (Figure 6).

[00403] The structure of crystalline Form B of compound 9 was confirmed by single-crystal x-ray diffraction analysis (Figure 1). Single crystal diffraction data was acquired on a Bruker Apex II diffractometer equipped with sealed tube Cu K-alpha source (Cu Kα radiation, γ = 1.54178 Å) and an Apex II CCD detector. A colorless plate shaped crystal with dimensions of 0.01 x 0.05 x 0.05 mm was selected for data collection. Three batches of 40 frames separated in reciprocal space were obtained to provide an orientation matrix and initial cell parameters. Final cell parameters were obtained and refined after data collection was completed based on the full data set.

[00404] A diffraction data set of reciprocal space was obtained to a resolution of 0.84 Å using 1.0° steps using 60 seconds exposures for each low angle frame and 120 seconds for each high angle frame. Observation of the crystal after data collection showed no signs of decomposition.

We claim:

1. A compound of formula I:

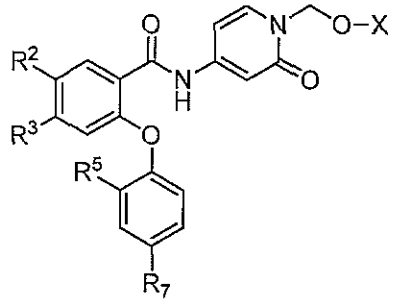

I

wherein, independently for each occurrence:

R^2 and R^3 are independently hydrogen, halogen, or C_1-C_6 alkyl wherein said C_1-C_6 alkyl is substituted with 0-6 halogen;

R^5 is hydrogen, halogen, OH, or C_1-C_6 alkyl wherein said C_1-C_6 alkyl is substituted with 0-6 halogen and wherein up to two non-adjacent CH_2 units of said C_1-C_6 alkyl may be replaced with -O-;

R^7 is hydrogen, halogen, or C_1-C_6 alkyl wherein said C_1-C_6 alkyl is substituted with 0-6 halogen and wherein up to two non-adjacent CH_2 units of said C_1-C_6 alkyl may be replaced with -O-; and

X is $-PO(OH)_2$, $-PO(OH)O^-M^+$, $-PO(O^-)_2 \cdot 2M^+$, or $-PO(O^-)_2 \cdot D^{2+}$; M^+ is a pharmaceutically acceptable monovalent cation; and D^{2+} is a pharmaceutically acceptable divalent cation;

provided that R^2, R^3, R^5, and R^7 are not simultaneously hydrogen.

2. The compound according to claim 1, wherein R^2 is hydrogen, Cl or CF_3.

3. The compound according to claim 1 or 2, wherein R^3 is hydrogen, Cl, CF_3 or CF_2CF_3.

4. The compound according to any one of claims 1 to 3, wherein R^5 is hydrogen, Cl, F, CH_3, OCH_3 or OCF_3.

5. The compound according to any one of claims 1 to 4, wherein R^7 is hydrogen, fluorine or OCF_3.

6. The compound according to any one of claims 1 to 5, wherein X is $-PO(OH)_2$.

7. The compound according to claim1, wherein the compound has formula I-B:

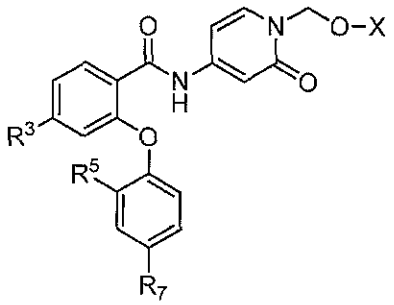

I-B

wherein, independently for each occurrence:

R^3 is halogen, or C_1-C_6 alkyl wherein said C_1-C_6 alkyl is substituted with 0-6 halogen;

R^5 is halogen, OH, or C_1-C_6 alkyl wherein said C_1-C_6 alkyl is substituted with 0-6 halogen and wherein up to two non-adjacent CH_2 units of said C_1-C_6 alkyl may be replaced with -O-;

R^7 is halogen, or C_1-C_6 alkyl wherein said C_1-C_6 alkyl is substituted with 0-6 halogen and wherein up to two non-adjacent CH_2 units of said C_1-C_6 alkyl may be replaced with -O-; and

X is $-PO(OH)_2$, $-PO(OH)O^-M^+$, $-PO(O^-)_2 \cdot 2M^+$, or $-PO(O^-)_2 \cdot D^{2+}$; M^+ is a pharmaceutically acceptable monovalent cation; and D^{2+} is a pharmaceutically acceptable divalent cation.

8. The compound according to claim 7, wherein R^3 is CF_3, Cl or CF_2CF_3.

9. The compound according to claim 7 or 8, wherein R^5 is F, CH_3 or OCH_3.

10. The compound according to any one of claims 7 to 9, wherein R^7 is F.

11. The compound according to any one of claims 7 to 10, wherein X is $-PO(OH)_2$.

12. The compound according to any one of claims 7 to 10, wherein X is $-PO(OH)O^-M^+$, $-PO(O^-)_2 \cdot 2M^+$, or $-PO(O^-)_2 \cdot D^{2+}$; M^+ is Li^+, Na^+ or K^+ and D^{2+} is Mg^{2+} or Ca^{2+}.

13. The compound according to claim 7, wherein the compound is (4-(2-(4-fluoro-2-methylphenoxy)-4-(trifluoromethyl)benzamido)-2-oxopyridin-1(2*H*)-yl)methyl dihydrogen phosphate.

14. The compound according to claim 7, wherein the compound is (4-(2-(4-fluoro-2-methoxyphenoxy)-4-(perfluoroethyl)benzamido)-2-oxopyridin-1(2*H*)-yl)methyl dihydrogen phosphate.

15. The compound according to claim 7, wherein the compound is (4-(4-chloro-2-(4-fluoro-2-methylphenoxy)benzamido)-2-oxopyridin-1(2*H*)-yl)methyl dihydrogen phosphate.

16. The compound according to claim1, wherein the compound has formula formula **I-A**

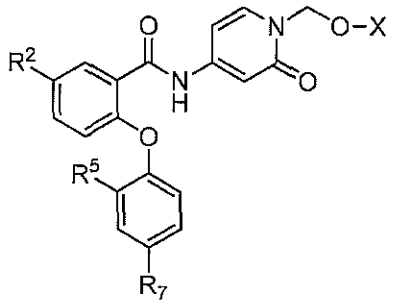

I-A

wherein, independently for each occurrence:

R^2 is halogen, or C_1-C_6 alkyl wherein said C_1-C_6 alkyl is substituted with 0-6 halogen;

R^5 is halogen, OH, or C_1-C_6 alkyl wherein said C_1-C_6 alkyl is substituted with 0-6 halogen and wherein up to two non-adjacent CH_2 units of said C_1-C_6 alkyl may be replaced with -O-;

R^7 is halogen, or C_1-C_6 alkyl wherein said C_1-C_6 alkyl is substituted with 0-6 halogen and wherein up to two non-adjacent CH_2 units of said C_1-C_6 alkyl may be replaced with -O-; and

X is $-PO(OH)_2$, $-PO(OH)O^-M^+$, $-PO(O^-)_2{\bullet}2M^+$, or $-PO(O^-)_2{\bullet}D^{2+}$; M^+ is a pharmaceutically acceptable monovalent cation; and D^{2+} is a pharmaceutically acceptable divalent cation.

17. The compound according to claim 16, wherein the compound is (4-(2-(4-fluoro-2-methylphenoxy)-5-(trifluoromethyl)benzamido)-2-oxopyridin-1(2*H*)-yl)methyl dihydrogen phosphate.

18. The compound according to claim1, wherein the compound has formula **I-C**

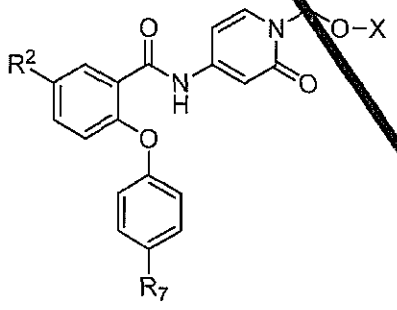

I-C

wherein, independently for each occurrence:

R^2 is halogen, or C_1-C_6 alkyl wherein said C_1-C_6 alkyl is substituted with 0-6 halogen;

R^7 is halogen, or C_1-C_6 alkyl wherein said C_1-C_6 alkyl is substituted with 0-6 halogen and wherein up to two non-adjacent CH_2 units of said C_1-C_6 alkyl may be replaced with -O-; and

X is $-PO(OH)_2$, $-PO(OH)O^-M^+$, $-PO(O^-)_2 \cdot 2M^+$, or $-PO(O^-)_2 \cdot D^{2+}$; M^+ is a pharmaceutically acceptable monovalent cation; and D^{2+} is a pharmaceutically acceptable divalent cation.

19. The compound according to claim 18, wherein the compound is (4-(2-(4-fluorophenoxy)-5-(trifluoromethyl)benzamido)-2-oxopyridin-1(2*H*)-yl)methyl dihydrogen phosphate.

20. The compound according to claim 1, wherein the compound has formula **I-G**

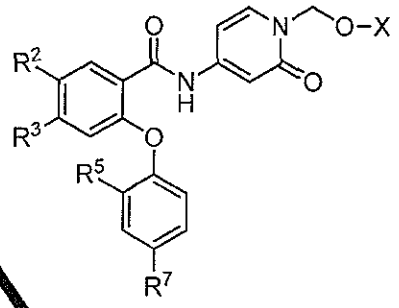

I-G

wherein, independently for each occurrence:

R^2 and R^3 are independently halogen, or C_1-C_6 alkyl wherein said C_1-C_6 alkyl is substituted with 0-6 halogen;

R^5 is halogen, OH, or C_1-C_6 alkyl wherein said C_1-C_6 alkyl is substituted with 0-6 halogen and wherein up to two non-adjacent CH_2 units of said C_1-C_6 alkyl may be replaced with -O-;

R^7 is halogen, or C_1-C_6 alkyl wherein said C_1-C_6 alkyl is substituted with 0-6 halogen and wherein up to two non-adjacent CH_2 units of said C_1-C_6 alkyl may be replaced with -O-; and

X is $-PO(OH)_2$, $-PO(OH)O^-M^+$, $-PO(O^-)_2 \cdot 2M^+$, or $-PO(O^-)_2 \cdot D^{2+}$; M^+ is a pharmaceutically acceptable monovalent cation; and D^{2+} is a pharmaceutically acceptable divalent cation.

21. The compound according to claim 20, wherein the compound is (4-(4,5-dichloro-2-(4-fluoro-2-methoxyphenoxy)benzamido)-2-oxopyridin-1(2*H*)-yl)methyl dihydrogen phosphate.

22. An amorphous Form C of (4-(2-(4-fluoro-2-methylphenoxy)-4-(trifluoromethyl)benzamido)-2-oxopyridin-1(2*H*)-yl)methyl dihydrogen phosphate.

23. The amorphous Form C of claim 22, characterized by an X-ray powder diffraction pattern, as measured by Cu K_α radiation, substantially similar to Figure 5.

24. A crystalline Form B of (4-(2-(4-fluoro-2-methylphenoxy)-4-(trifluoromethyl)benzamido)-2-oxopyridin-1(2*H*)-yl)methyl dihydrogen phosphate.

25. The crystalline Form B of claim 24, which is characterized by an X-ray powder diffraction pattern (XRPD) comprising at least three approximate peak positions (degrees 2 theta ± 0.2) when measured using Cu K_α radiation, selected from the group consisting of 4.4, 15.2, 16.4, 18.0, 19.1, 19.3, 19.9, 20.2, 20.5, 21.0, 22.2, 23.5 24.2, 24.8, 26.3, 29.6, 30.1 and 31.3, when the XRPD is collected from about 4 to about 40 degrees 2 theta (2 θ).

26. The crystalline Form B of claim 24, which is characterized by an X-ray powder diffraction pattern (XRPD) comprising at least three approximate peak positions (degrees 2 theta ± 0.2) when measured using Cu K_α radiation, selected from the group consisting of 19.3, 22.2, 23.5, 26.3 and 30.1, when the XRPD is collected from about 4 to about 40 degrees 2 theta (2 θ).

27. The crystalline Form B of claim 24, characterized by an X-ray powder diffraction pattern, as measured by Cu K_α radiation, substantially similar to Figure 2.

28. The crystalline Form B of any one of claims 25 to 27, further characterized by an endothermic peak having an onset temperature at about 210°C degrees as measured by differential scanning calorimetry in which the temperature is scanned at about 10°C per minute.

29. A process for preparing crystalline Form B of claim 24, comprising contacting (4-(2-(4-fluoro-2-methylphenoxy)-4-(trifluoromethyl)benzamido)-2-oxopyridin-1(2*H*)-yl)methyl dihydrogen phosphate with water, an organic solvent, a mixture of organic solvents or a mixture of an organic solvent and water at a suitable temperature, stirring for up to 4 weeks and isolating the solid.

30. A pharmaceutical composition comprising the compound according to any one of claims 1 to 21, the amorphous Form C of claim 22 or 23, or the crystalline Form B of any one of claims 24 to 28, and a pharmaceutically acceptable carrier, adjuvant, or vehicle.

31. A method of inhibiting a voltage-gated sodium channel in a subject comprising administering to the subject a compound of any one of claims 1 to 21, an amorphous Form C of claim 22 or 23, a crystalline Form B of any one of claims 24 to 28, or a pharmaceutical composition according to claim 30.

32. The method of claim 31, wherein the voltage-gated sodium channel is $Na_V1.8$.

33. A method of treating or lessening the severity in a subject of chronic pain, gut pain, neuropathic pain, musculoskeletal pain, acute pain, inflammatory pain, cancer pain, idiopathic pain, multiple sclerosis, Charcot-Marie-Tooth syndrome, incontinence, pathological cough, or cardiac arrhythmia comprising

administering to the subject an effective amount of a compound of any one of claims 1 to 21, an amorphous Form C of claim 22 or 23, a crystalline Form B of any one of claims 24 to 28, or a pharmaceutical composition of claim 30.

34. The method of claim 33, wherein gut pain comprises inflammatory bowel disease pain, Crohn's disease pain or interstitial cystitis pain.

35. The method of claim 33, wherein neuropathic pain comprises post-herpetic neuralgia, diabetic neuralgia, painful HIV-associated sensory neuropathy, trigeminal neuralgia, burning mouth syndrome, post-amputation pain, phantom pain, painful neuroma, traumatic neuroma, Morton's neuroma, nerve entrapment injury, spinal stenosis, carpal tunnel syndrome, radicular pain, sciatica pain, nerve avulsion injury, brachial plexus avulsion injury, complex regional pain syndrome, drug therapy induced neuralgia, cancer chemotherapy induced neuralgia, anti-retroviral therapy induced neuralgia, post spinal cord injury pain, idiopathic small-fiber neuropathy, idiopathic sensory neuropathy or trigeminal autonomic cephalalgia.

36. The method of claim 33, wherein neuropathic pain comprises trigeminal neuralgia.

37. The method of claim 33, wherein musculoskeletal pain comprises osteoarthritis pain, back pain, cold pain, burn pain or dental pain.

38. The method of claim 33, wherein inflammatory pain comprises rheumatoid arthritis pain.

39. The method of claim 33, wherein idiopathic pain comprises fibromyalgia pain.

40. The method according to claim 33, wherein said subject is treated with one or more additional therapeutic agents administered concurrently with, prior to, or subsequent to treatment with the compound, amorphous Form C, crystalline Form B, or pharmaceutical composition.

combined and stirred continuously while spray drying using a Buchi Mini Spray Dryer with the following parameters:

[00391]	T inlet (setpoint)	78 °C
[00392]	T outlet (start)	38 °C
[00393]	T outlet (end)	35 °C
[00394]	Nitrogen Pressure	517,107 Pa.
[00395]	Aspirator	100 %
[00396]	Pump	20 %
[00397]	Rotometer	60 mm
[00398]	Filter Pressure	-50 mbar
[00399]	Condenser Temp	-5 °C
[00400]	Run Time	3 h

[00401] Approximately 18.2 g of compound 9 amorphous Form C as a spray dry dispersion (65% yield) was recovered. The amorphous Form C of compound 9 in the spray dry dispersion was confirmed by XRPD (Figure 5) and DSC, showing a glass transition temperature of 96 °C.

[00402] A neat amorphous Form C of compound 9 was prepared by spray dry dispersion according to the conditions discussed above except that no HPMCAS polymer was added. The neat amorphous Form C of compound 9 in the spray dry dispersion was confirmed by XRPD (Figure 6).

[00403] The structure of crystalline Form B of compound 9 was confirmed by single-crystal x-ray diffraction analysis (Figure 1). Single crystal diffraction data was acquired on a Bruker Apex II diffractometer equipped with sealed tube Cu K-alpha source (Cu Kα radiation, γ = 1.54178 Å) and an Apex II CCD detector. A colorless plate shaped crystal with dimensions of 0.01 x 0.05 x 0.05 mm was selected for data collection. Three batches of 40 frames separated in reciprocal space were obtained to provide an orientation matrix and initial cell parameters. Final cell parameters were obtained and refined after data collection was completed based on the full data set.

[00404] A diffraction data set of reciprocal space was obtained to a resolution of 0.84 Å using 1.0° steps using 60 seconds exposures for each low angle frame and 120 seconds for each high angle frame. Observation of the crystal after data collection showed no signs of decomposition.

Claims

1. A compound of formula I:

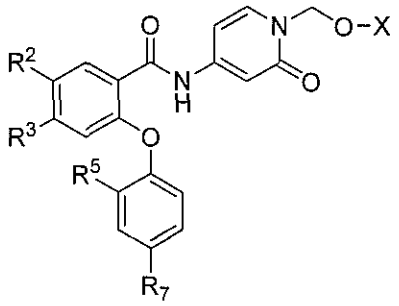

I

wherein, independently for each occurrence:

R^2 and R^3 are independently hydrogen, halogen, or C_1-C_6 alkyl wherein said C_1-C_6 alkyl is substituted with 0-6 halogen;

R^5 is hydrogen, halogen, OH, or C_1-C_6 alkyl wherein said C_1-C_6 alkyl is substituted with 0-6 halogen and wherein up to two non-adjacent CH_2 units of said C_1-C_6 alkyl may be replaced with -O-;

R^7 is hydrogen, halogen, or C_1-C_6 alkyl wherein said C_1-C_6 alkyl is substituted with 0-6 halogen and wherein up to two non-adjacent CH_2 units of said C_1-C_6 alkyl may be replaced with -O-; and

X is $-PO(OH)_2$, $-PO(OH)O^-M^+$, $-PO(O^-)_2 \cdot 2M^+$, or $-PO(O^-)_2 \cdot D^{2+}$; M^+ is a pharmaceutically acceptable monovalent cation; and D^{2+} is a pharmaceutically acceptable divalent cation;

provided that R^2, R^3, R^5, and R^7 are not simultaneously hydrogen.

2. The compound according to claim 1, wherein R^2 is hydrogen, Cl or CF_3.

3. The compound according to claim 1 or 2, wherein R^3 is hydrogen, Cl, CF_3 or CF_2CF_3.

4. The compound according to any one of claims 1 to 3, wherein R^5 is hydrogen, Cl, F, CH_3, OCH_3 or OCF_3.

5. The compound according to any one of claims 1 to 4, wherein R^7 is hydrogen, fluorine or OCF_3.

6. The compound according to any one of claims 1 to 5, wherein X is $-PO(OH)_2$.

7. The compound according to claim1, wherein the compound has formula I-B:

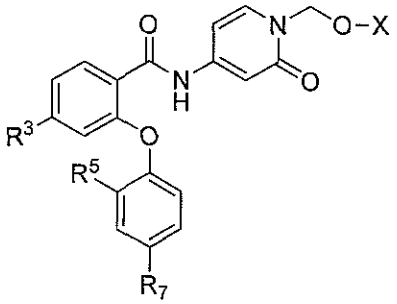

I-B

wherein, independently for each occurrence:

R^3 is halogen, or C_1-C_6 alkyl wherein said C_1-C_6 alkyl is substituted with 0-6 halogen;

R^5 is halogen, OH, or C_1-C_6 alkyl wherein said C_1-C_6 alkyl is substituted with 0-6 halogen and wherein up to two non-adjacent CH_2 units of said C_1-C_6 alkyl may be replaced with -O-;

R^7 is halogen, or C_1-C_6 alkyl wherein said C_1-C_6 alkyl is substituted with 0-6 halogen and wherein up to two non-adjacent CH_2 units of said C_1-C_6 alkyl may be replaced with -O-; and

X is $-PO(OH)_2$, $-PO(OH)O^-M^+$, $-PO(O^-)_2 \cdot 2M^+$, or $-PO(O^-)_2 \cdot D^{2+}$; M^+ is a pharmaceutically acceptable monovalent cation; and D^{2+} is a pharmaceutically acceptable divalent cation.

8. The compound according to claim 7, wherein R^3 is CF_3, Cl or CF_2CF_3.

9. The compound according to claim 7 or 8, wherein R^5 is F, CH_3 or OCH_3.

10. The compound according to any one of claims 7 to 9, wherein R^7 is F.

11. The compound according to any one of claims 7 to 10, wherein X is $-PO(OH)_2$.

12. The compound according to any one of claims 7 to 10, wherein X is $-PO(OH)O^-M^+$, $-PO(O^-)_2 \cdot 2M^+$, or $-PO(O^-)_2 \cdot D^{2+}$; M^+ is Li^+, Na^+ or K^+ and D^{2+} is Mg^{2+} or Ca^{2+}.

13. The compound according to claim 7, wherein the compound is

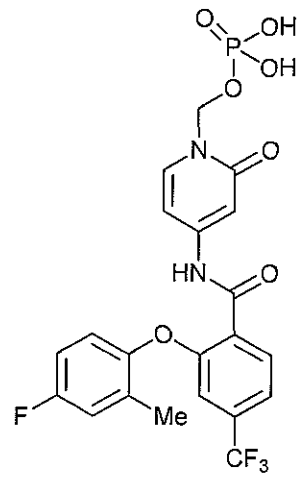

(4-(2-(4-fluoro-2-methylphenoxy)-4-(trifluoromethyl)benzamido)-2-oxopyridin-1(2*H*)-yl)methyl dihydrogen phosphate.

14. The compound according to claim 7, wherein the compound is

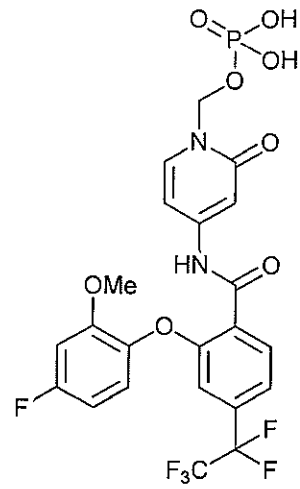

(4-(2-(4-fluoro-2-methoxyphenoxy)-4-(perfluoroethyl)benzamido)-2-oxopyridin-1(2*H*)-yl)methyl dihydrogen phosphate.

15. The compound according to claim 7, wherein the compound is

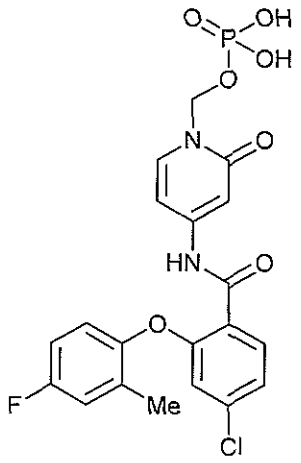

(4-(4-chloro-2-(4-fluoro-2-methylphenoxy)benzamido)-2-oxopyridin-1(2*H*)-yl)methyl dihydrogen phosphate.

16. The compound according to claim1, wherein the compound has formula **I-A**

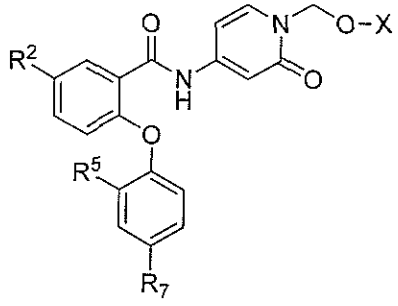

I-A

wherein, independently for each occurrence:

R^2 is halogen, or C_1-C_6 alkyl wherein said C_1-C_6 alkyl is substituted with 0-6 halogen;

R^5 is halogen, OH, or C_1-C_6 alkyl wherein said C_1-C_6 alkyl is substituted with 0-6 halogen and wherein up to two non-adjacent CH_2 units of said C_1-C_6 alkyl may be replaced with -O-;

R^7 is halogen, or C_1-C_6 alkyl wherein said C_1-C_6 alkyl is substituted with 0-6 halogen and wherein up to two non-adjacent CH_2 units of said C_1-C_6 alkyl may be replaced with -O-; and

X is $-PO(OH)_2$, $-PO(OH)O^-M^+$, $-PO(O^-)_2{\bullet}2M^+$, or $-PO(O^-)_2{\bullet}D^{2+}$; M^+ is a pharmaceutically acceptable monovalent cation; and D^{2+} is a pharmaceutically acceptable divalent cation.

17. The compound according to claim 16, wherein the compound is

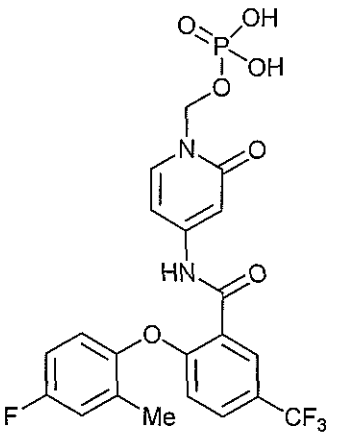

(4-(2-(4-fluoro-2-methylphenoxy)-5-(trifluoromethyl)benzamido)-2-oxopyridin-1(2*H*)-yl)methyl dihydrogen phosphate.

18. The compound according to claim1, wherein the compound has formula **I-C**

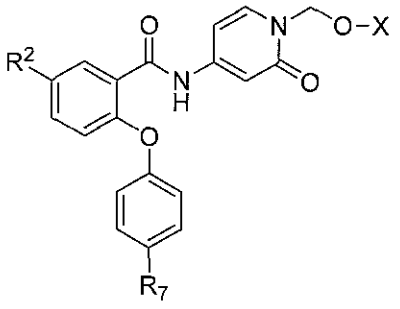

I-C

wherein, independently for each occurrence:

R^2 is halogen, or C_1-C_6 alkyl wherein said C_1-C_6 alkyl is substituted with 0-6 halogen;

R^7 is halogen, or C_1-C_6 alkyl wherein said C_1-C_6 alkyl is substituted with 0-6 halogen and wherein up to two non-adjacent CH_2 units of said C_1-C_6 alkyl may be replaced with -O-; and

X is $-PO(OH)_2$, $-PO(OH)O^-M^+$, $-PO(O^-)_2 \cdot 2M^+$, or $-PO(O^-)_2 \cdot D^{2+}$; M^+ is a pharmaceutically acceptable monovalent cation; and D^{2+} is a pharmaceutically acceptable divalent cation.

19. The compound according to claim 18, wherein the compound is

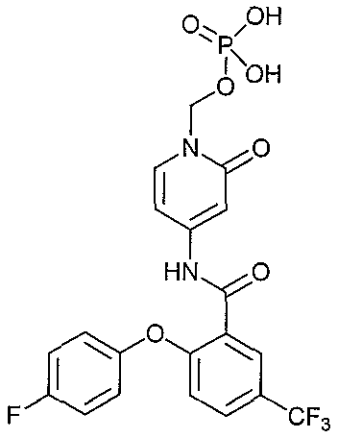

(4-(2-(4-fluorophenoxy)-5-(trifluoromethyl)benzamido)-2-oxopyridin-1(2*H*)-yl)methyl dihydrogen phosphate.

20. The compound according to claim 1, wherein the compound has formula **I-G**

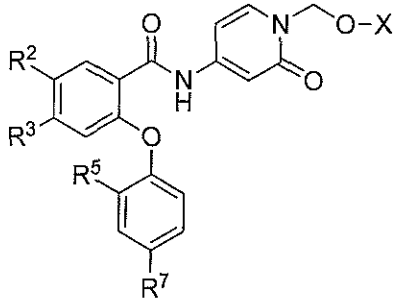

I-G

wherein, independently for each occurrence:

R^2 and R^3 are independently halogen, or C_1-C_6 alkyl wherein said C_1-C_6 alkyl is substituted with 0-6 halogen;

R^5 is halogen, OH, or C_1-C_6 alkyl wherein said C_1-C_6 alkyl is substituted with 0-6 halogen and wherein up to two non-adjacent CH_2 units of said C_1-C_6 alkyl may be replaced with -O-;

R^7 is halogen, or C_1-C_6 alkyl wherein said C_1-C_6 alkyl is substituted with 0-6 halogen and wherein up to two non-adjacent CH_2 units of said C_1-C_6 alkyl may be replaced with -O-; and

X is $-PO(OH)_2$, $-PO(OH)O^-M^+$, $-PO(O^-)_2 \cdot 2M^+$, or $-PO(O^-)_2 \cdot D^{2+}$; M^+ is a pharmaceutically acceptable monovalent cation; and D^{2+} is a pharmaceutically acceptable divalent cation.

21. The compound according to claim 20, wherein the compound is

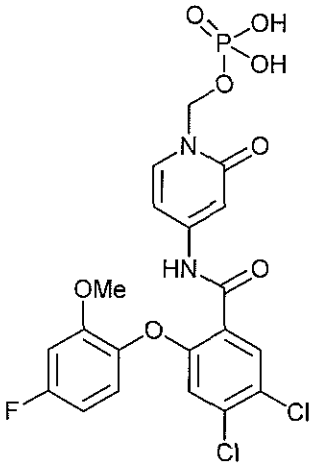

(4-(4,5-dichloro-2-(4-fluoro-2-methoxyphenoxy)benzamido)-2-oxopyridin-1(2*H*)-yl)methyl dihydrogen phosphate.

22. An amorphous Form C of (4-(2-(4-fluoro-2-methylphenoxy)-4-(trifluoromethyl)benzamido)-2-oxopyridin-1(2*H*)-yl)methyl dihydrogen phosphate.

23. The amorphous Form C of claim 22, characterized by an X-ray powder diffraction pattern, as measured by Cu K_α radiation, substantially similar to Figure 5.

24. A crystalline Form B of (4-(2-(4-fluoro-2-methylphenoxy)-4-(trifluoromethyl)benzamido)-2-oxopyridin-1(2*H*)-yl)methyl dihydrogen phosphate.

25. The crystalline Form B of claim 24, which is characterized by an X-ray powder diffraction pattern (XRPD) comprising at least three approximate peak positions (degrees 2 theta $\pm$ 0.2) when measured using Cu K_α radiation, selected from the group consisting of 4.4, 15.2, 16.4, 18.0, 19.1, 19.3, 19.9, 20.2, 20.5, 21.0, 22.2, 23.5 24.2, 24.8, 26.3, 29.6, 30.1 and 31.3, when the XRPD is collected from about 4 to about 40 degrees 2 theta (2 θ).

26. The crystalline Form B of claim 24, which is characterized by an X-ray powder diffraction pattern (XRPD) comprising at least three approximate peak positions (degrees 2 theta $\pm$ 0.2) when measured using Cu K_α radiation, selected from the group consisting of 19.3, 22.2, 23.5, 26.3 and 30.1, when the XRPD is collected from about 4 to about 40 degrees 2 theta (2 θ).

27. The crystalline Form B of claim 24, characterized by an X-ray powder diffraction pattern, as measured by Cu K_α radiation, substantially similar to Figure 2.

28. The crystalline Form B of any one of claims 25 to 27, further characterized by an endothermic peak having an onset temperature at about 210°C degrees as measured by differential scanning calorimetry in which the temperature is scanned at about 10°C per minute.

29. A process for preparing crystalline Form B of claim 24, comprising contacting (4-(2-(4-fluoro-2-methylphenoxy)-4-(trifluoromethyl)benzamido)-2-oxopyridin-1(2*H*)-yl)methyl dihydrogen phosphate with water, an organic solvent, a mixture of organic solvents or a mixture of an organic solvent and water at a suitable temperature, stirring for up to 4 weeks and isolating the solid.

30. A pharmaceutical composition comprising the compound according to any one of claims 1 to 21 and 41, the amorphous Form C of claim 22 or 23, or the crystalline Form B of any one of claims 24 to 28, and a pharmaceutically acceptable carrier, adjuvant, or vehicle.

31. A compound of any one of claims 1 to 21 and 41, an amorphous Form C of claim 22 or 23, a crystalline Form B of any one of claims 24 to 28, or a pharmaceutical composition according to claim 30 for use in inhibiting a voltage-gated sodium channel in a subject.

32. The compound, amorphous Form C, crystalline Form B, or pharmaceutical composition of claim 31, wherein the voltage-gated sodium channel is $Na_V1.8$.

33. A compound of any one of claims 1 to 21 and 41, an amorphous Form C of claim 22 or 23, a crystalline Form B of any one of claims 24 to 28, or a pharmaceutical composition of claim 30 for use in treating or lessening the severity of chronic pain, gut pain, neuropathic pain, musculoskeletal pain, acute pain, inflammatory pain, cancer pain, idiopathic pain, postsurgical pain, multiple sclerosis, Charcot-Marie-Tooth syndrome, incontinence, pathological cough, or cardiac arrhythmia in a subject.

34. The compound, amorphous Form C, crystalline Form B, or pharmaceutical composition of claim 33, for use in treating or lessening the severity of gut pain in a subject, wherein the gut pain comprises inflammatory bowel disease pain, Crohn's disease pain or interstitial cystitis pain.

35. The compound, amorphous Form C, crystalline Form B, or pharmaceutical composition of claim 33, for use in treating or lessening the severity of neuropathic pain in a subject, wherein the neuropathic pain comprises post-herpetic neuralgia, diabetic neuralgia, painful HIV-associated sensory neuropathy, trigeminal neuralgia, burning mouth syndrome, post-amputation pain, phantom pain, painful neuroma, traumatic neuroma, Morton's neuroma, nerve entrapment injury, spinal stenosis, carpal tunnel syndrome, radicular pain, sciatica pain, nerve avulsion injury, brachial plexus avulsion injury, complex regional pain syndrome, drug therapy induced neuralgia, cancer chemotherapy induced neuralgia, anti-retroviral therapy induced

neuralgia, post spinal cord injury pain, idiopathic small-fiber neuropathy, idiopathic sensory neuropathy or trigeminal autonomic cephalalgia.

36. The compound, amorphous Form C, crystalline Form B, or pharmaceutical composition of claim 33, for use in treating or lessening the severity of neuropathic pain in a subject, wherein the neuropathic pain comprises trigeminal neuralgia.

37. The compound, amorphous Form C, crystalline Form B, or pharmaceutical composition of claim 33, for use in treating or lessening the severity of musculoskeletal pain in a subject, wherein the musculoskeletal pain comprises osteoarthritis pain, back pain, cold pain, burn pain or dental pain.

38. The compound, amorphous Form C, crystalline Form B, or pharmaceutical composition of claim 33, for use in treating or lessening the severity of inflammatory pain in a subject, wherein the inflammatory pain comprises rheumatoid arthritis pain.

39. The compound, amorphous Form C, crystalline Form B, or pharmaceutical composition of claim 33, for use in treating or lessening the severity of idiopathic pain in a subject, wherein the idiopathic pain comprises fibromyalgia pain.

40. The compound, amorphous Form C, crystalline Form B, or pharmaceutical composition according to any one of claims 33 to 39 and 42 to 46, wherein said subject is to be treated with one or more additional therapeutic agents administered concurrently with, prior to, or subsequent to treatment with the compound, amorphous Form C, crystalline Form B, or pharmaceutical composition.

41. A compound selected from the group consisting of:

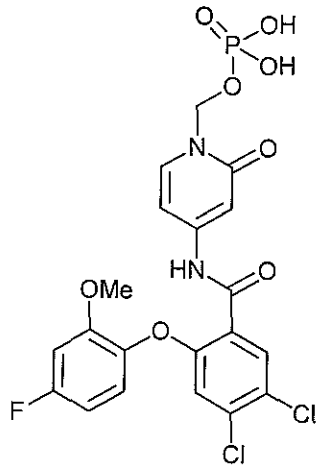

(4-(4,5-dichloro-2-(4-fluoro-2-methoxyphenoxy)benzamido)-2-oxopyridin-1(2*H*)-yl)methyl dihydrogen phosphate;

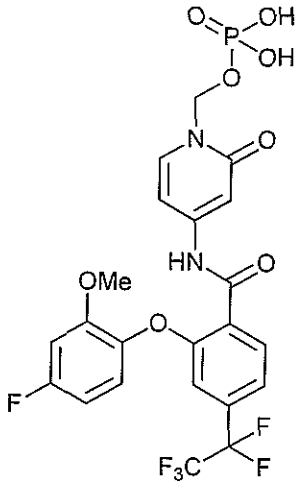

(4-(2-(4-fluoro-2-methoxyphenoxy)-4-(perfluoroethyl)benzamido)-2-oxopyridin-1(2*H*)-yl)methyl dihydrogen phosphate;

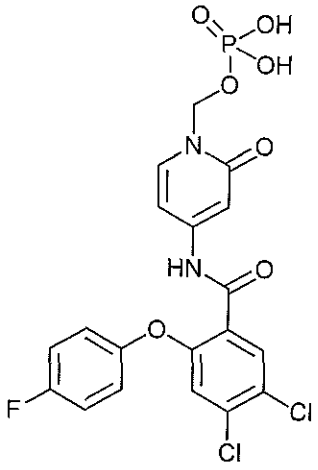

(4-(4,5-dichloro-2-(4-fluorophenoxy)benzamido)-2-oxopyridin-1(2*H*)-yl)methyl dihydrogen phosphate;

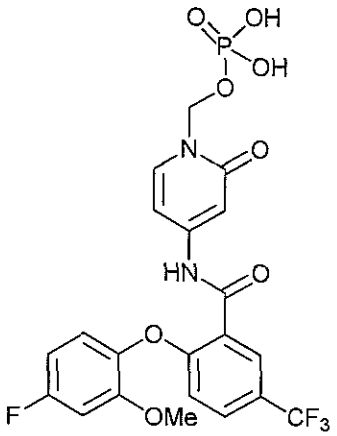

(4-(2-(4-fluoro-2-methoxyphenoxy)-5-(trifluoromethyl)benzamido)-2-oxopyridin-1(2*H*)-yl)methyl dihydrogen phosphate;

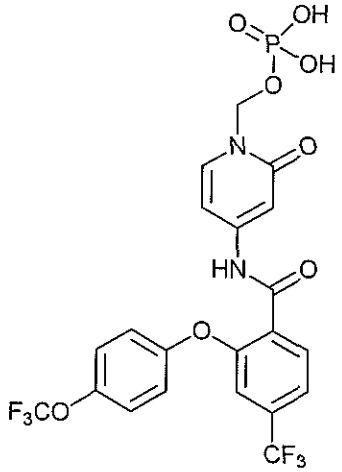

(2-oxo-4-(2-(4-(trifluoromethoxy)phenoxy)-4-(trifluoromethyl)benzamido)pyridin-1(2*H*)-yl)methyl dihydrogen phosphate;

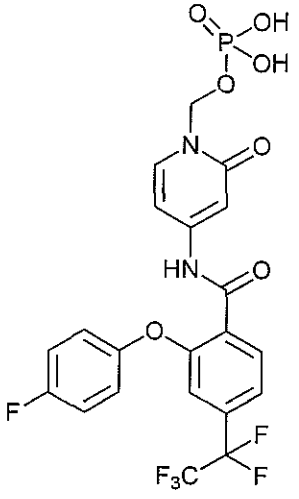

(4-(2-(4-fluorophenoxy)-4-(perfluoroethyl)benzamido)-2-oxopyridin-1(2*H*)-yl)methyl dihydrogen phosphate;

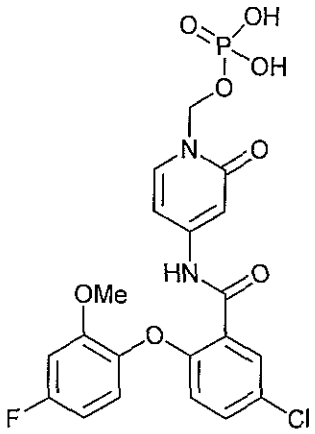

(4-(5-chloro-2-(4-fluoro-2-methoxyphenoxy)benzamido)-2-oxopyridin-1(2*H*)-yl)methyl dihydrogen phosphate;

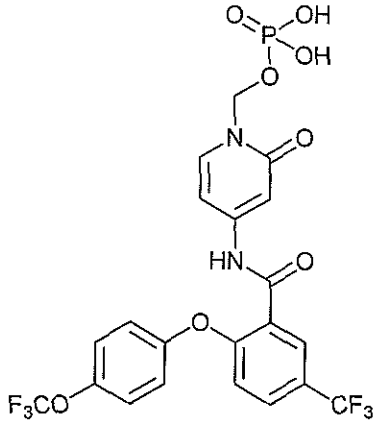

(2-oxo-4-(2-(4-(trifluoromethoxy)phenoxy)-5-(trifluoromethyl)benzamido)pyridin-1(2*H*)-yl)methyl dihydrogen phosphate;

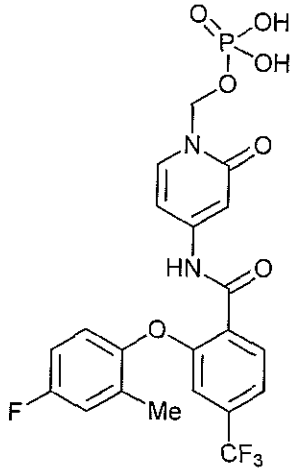

(4-(2-(4-fluoro-2-methylphenoxy)-4-(trifluoromethyl)benzamido)-2-oxopyridin-1(2*H*)-yl)methyl dihydrogen phosphate;

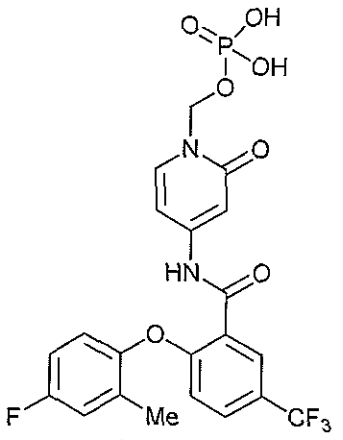

(4-(2-(4-fluoro-2-methylphenoxy)-5-(trifluoromethyl)benzamido)-2-oxopyridin-1(2*H*)-yl)methyl dihydrogen phosphate;

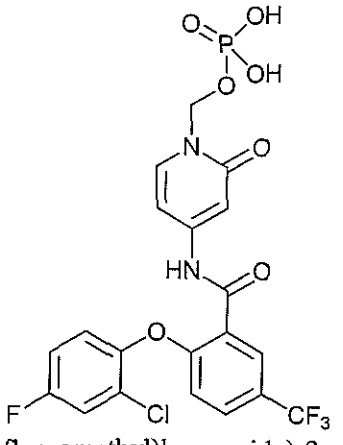

(4-(2-(2-chloro-4-fluorophenoxy)-5-(trifluoromethyl)benzamido)-2-oxopyridin-1(2*H*)-yl)methyl dihydrogen phosphate;

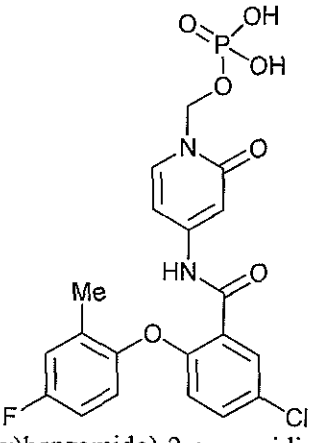

(4-(5-chloro-2-(4-fluoro-2-methylphenoxy)benzamido)-2-oxopyridin-1(2*H*)-yl)methyl dihydrogen phosphate;

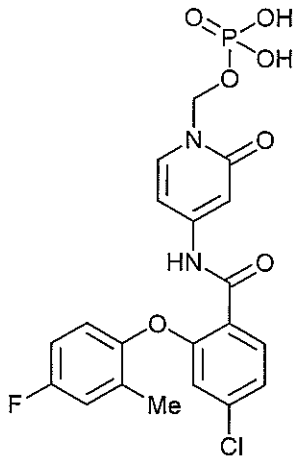

(4-(4-chloro-2-(4-fluoro-2-methylphenoxy)benzamido)-2-oxopyridin-1(2*H*)-yl)methyl dihydrogen phosphate;

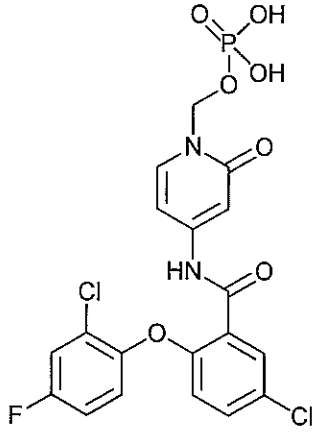

(4-(5-chloro-2-(2-chloro-4-fluorophenoxy)benzamido)-2-oxopyridin-1(2*H*)-yl)methyl dihydrogen phosphate;

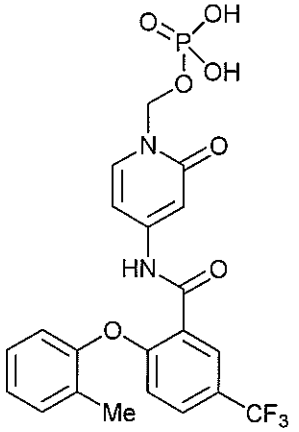

(2-oxo-4-(2-(o-tolyloxy)-5-(trifluoromethyl)benzamido)pyridin-1(2*H*)-yl)methyl dihydrogen phosphate;

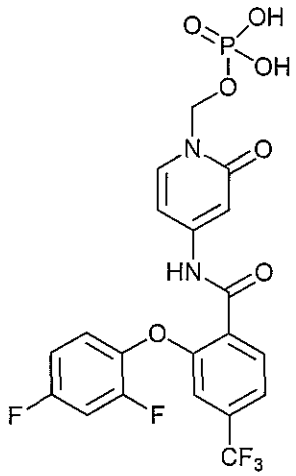

(4-(2-(2,4-difluorophenoxy)-4-(trifluoromethyl)benzamido)-2-oxopyridin-1(2*H*)-yl)methyl dihydrogen phosphate;

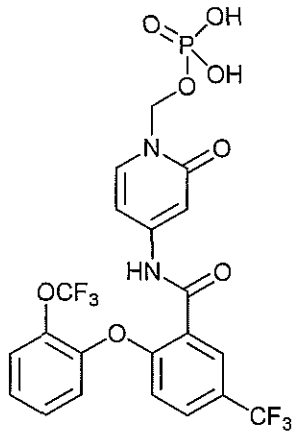

(2-oxo-4-(2-(2-(trifluoromethoxy)phenoxy)-5-(trifluoromethyl)benzamido)pyridin-1(2*H*)-yl)methyl dihydrogen phosphate; and

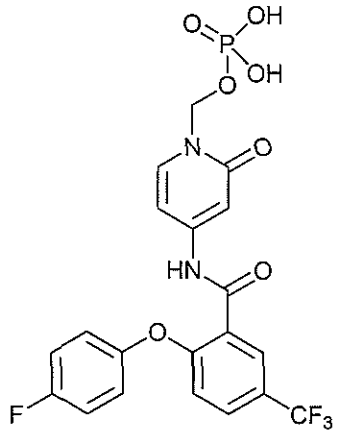

(4-(2-(4-fluorophenoxy)-5-(trifluoromethyl)benzamido)-2-oxopyridin-1(2*H*)-yl)methyl dihydrogen phosphate.

42. The compound, amorphous Form C, crystalline Form B, or pharmaceutical composition of claim 35, wherein the neuropathic pain comprises idiopathic small-fiber neuropathy.

43. The compound, amorphous Form C, crystalline Form B, or pharmaceutical composition of claim 37, wherein the musculoskeletal pain comprises osteoarthritis pain.

44. The compound, amorphous Form C, crystalline Form B, or pharmaceutical composition of claim 33, for use in treating or lessening the severity of acute pain in a subject.

45. The compound, amorphous Form C, crystalline Form B, or pharmaceutical composition of claim 44, wherein the acute pain comprises acute post-operative pain.

46. The compound, amorphous Form C, crystalline Form B, or pharmaceutical composition of claim 33, for use in treating or lessening the severity of postsurgical pain in a subject.