Figure 1

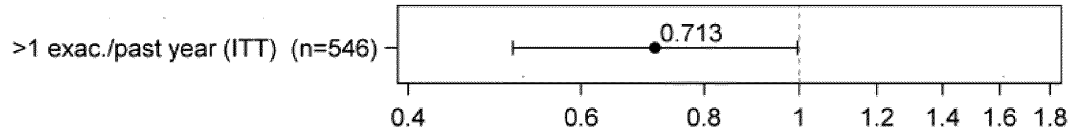

Adjusted rate ratio Product Therapy 1 pMDI vs Comparative Therapy 3

Figure 2

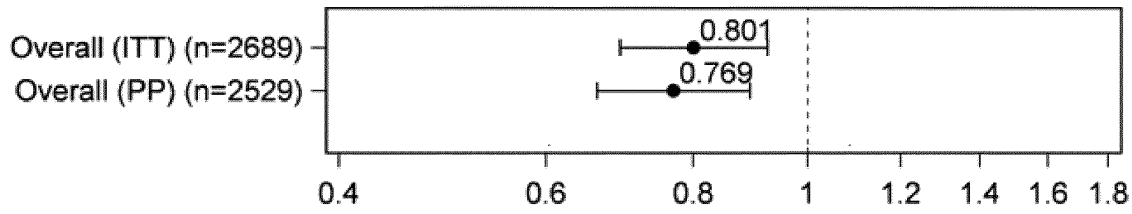

Adjusted rate ratio Product Therapy 1 pMDI vs Tio DPI

Figure 3

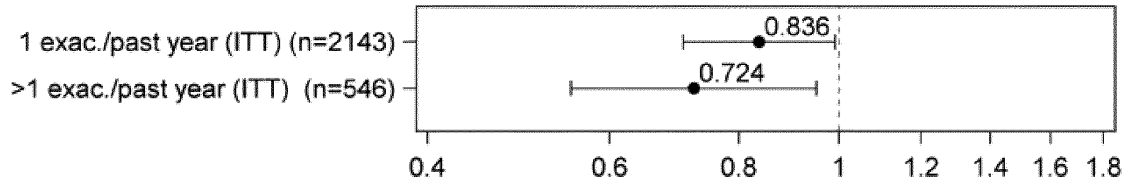

Adjusted rate ratio Product Therapy 1 pMDI vs Tio DPI

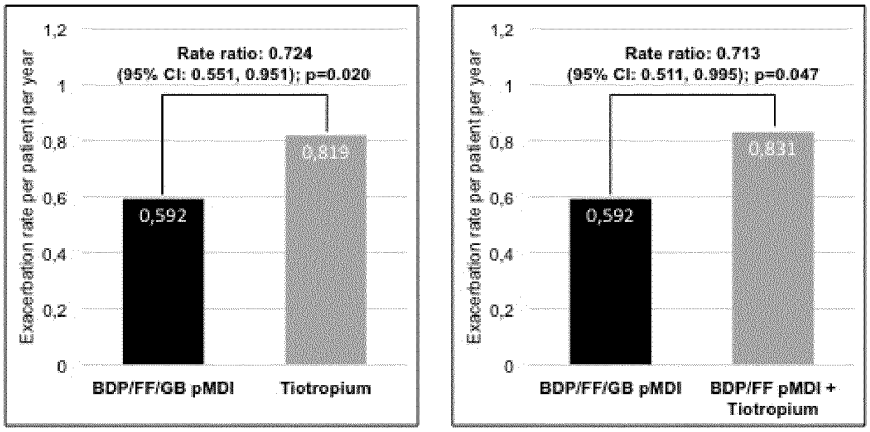
Exacerbation rate per patient per year
1,2
1
0,8
0,6
0,4
0,2
0
Rate ratio: 0.724
(95% CI: 0.551, 0.951); p=0.020
0,592
0,819
BDP/FF/GB pMDI
Tiotropium
Rate ratio: 0.713
(95% CI: 0.511, 0.995); p=0.047
0,592
0,831
BDP/FF/GB pMDI
BDP/FF pMDI + Tiotropium

Figure 4

5