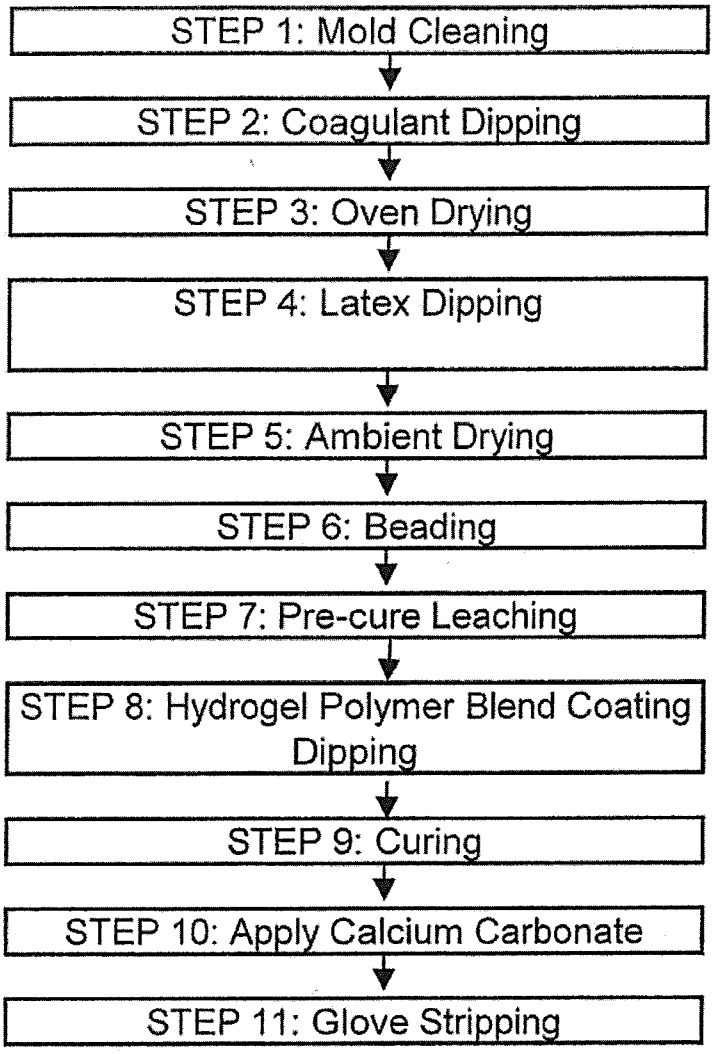
STEP 1: Mold Cleaning
STEP 2: Coagulant Dipping
STEP 3: Oven Drying
STEP 4: Latex Dipping
STEP 5: Ambient Drying
STEP 6: Beading
STEP 7: Pre-cure Leaching
STEP 8: Hydrogel Polymer Blend Coating Dipping
STEP 9: Curing
STEP 10: Apply Calcium Carbonate
STEP 11: Glove Stripping

FIGURE 1



Figure 2A

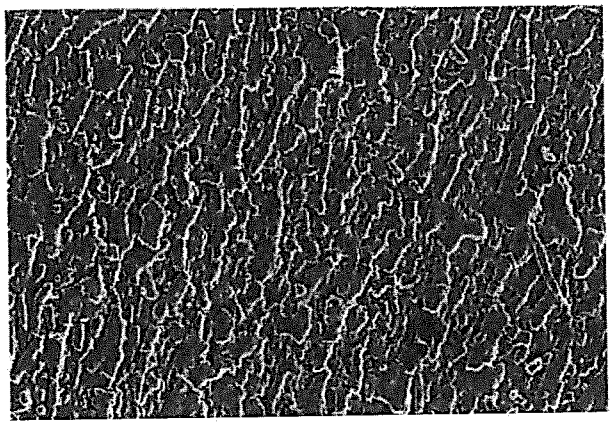

Figure 2B



Figure 3A



Figure 3B

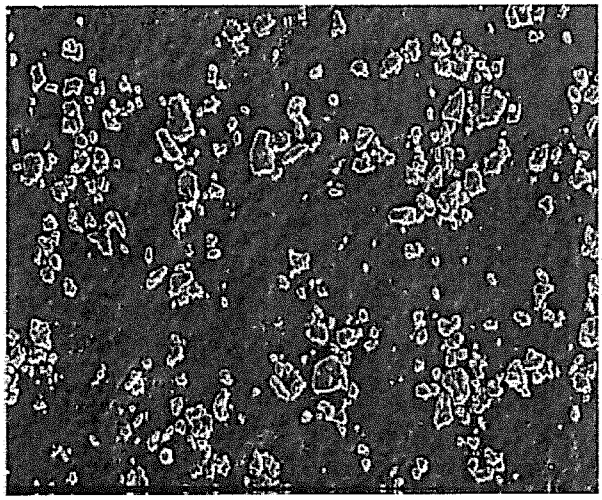

Figure 3C



Figure 3D



Figure 4A



Figure 4B

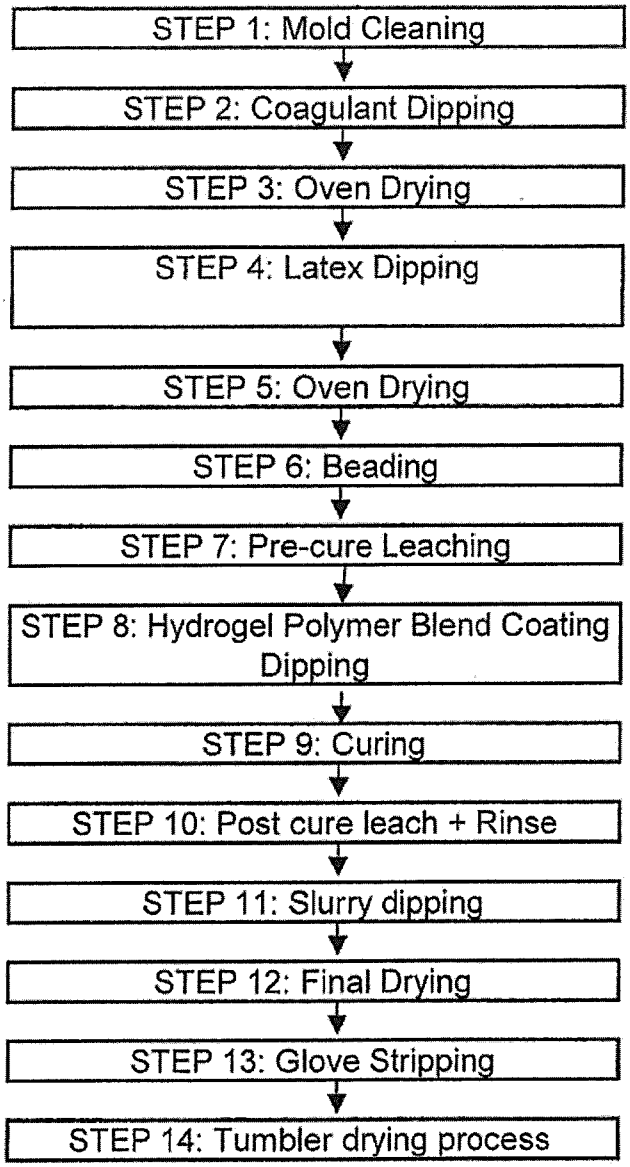
STEP 1: Mold Cleaning
STEP 2: Coagulant Dipping
STEP 3: Oven Drying
STEP 4: Latex Dipping
STEP 5: Oven Drying
STEP 6: Beading
STEP 7: Pre-cure Leaching
STEP 8: Hydrogel Polymer Blend Coating Dipping
STEP 9: Curing
STEP 10: Post cure leach + Rinse
STEP 11: Slurry dipping
STEP 12: Final Drying
STEP 13: Glove Stripping
STEP 14: Tumbler drying process

FIGURE 5



FIGURE 6A



FIGURE 6B

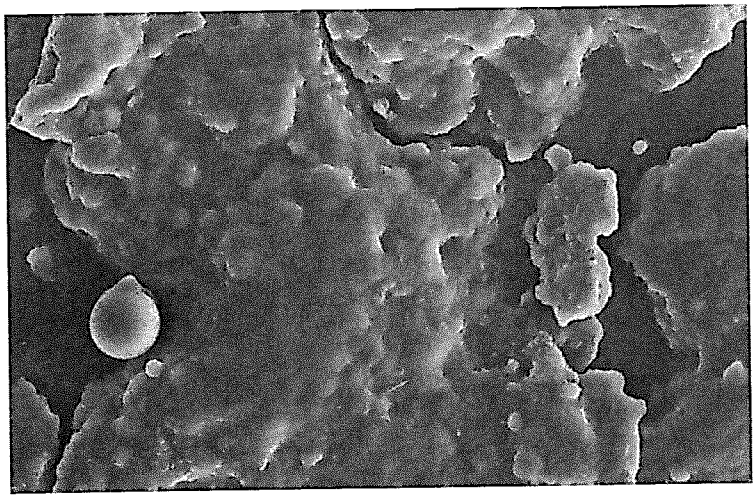

FIGURE 7A

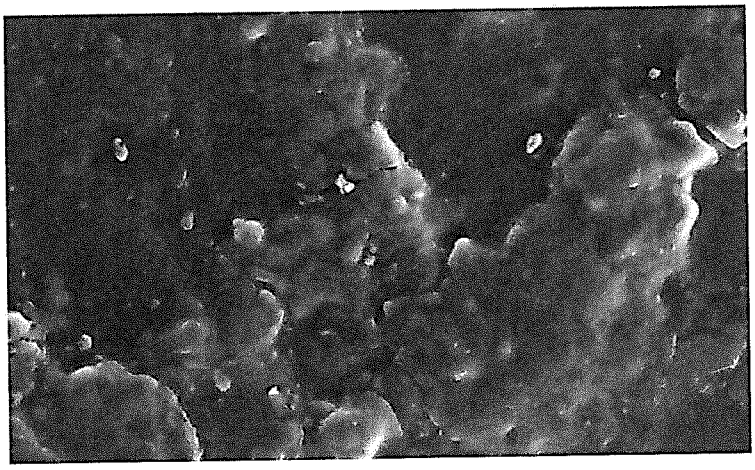

FIGURE 7B



FIGURE 8A



FIGURE 8B