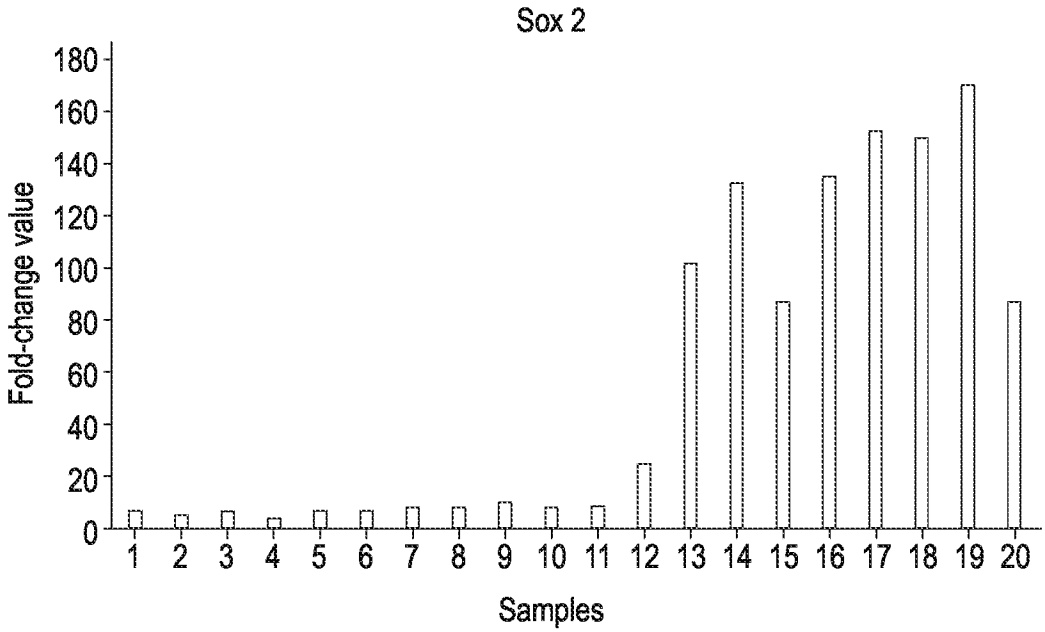

Figure 1

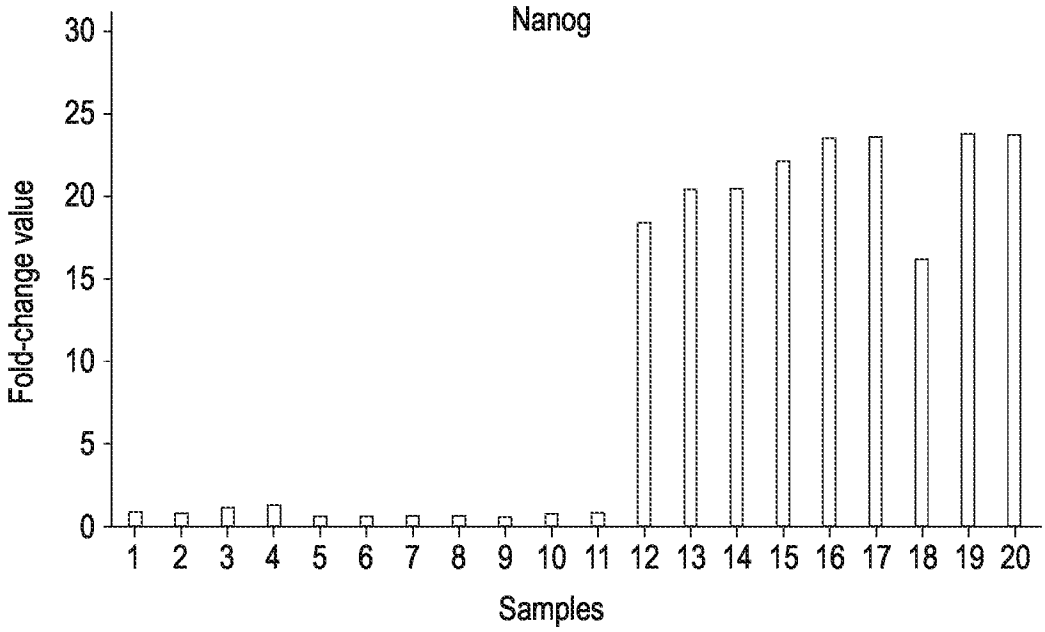

Figure 2

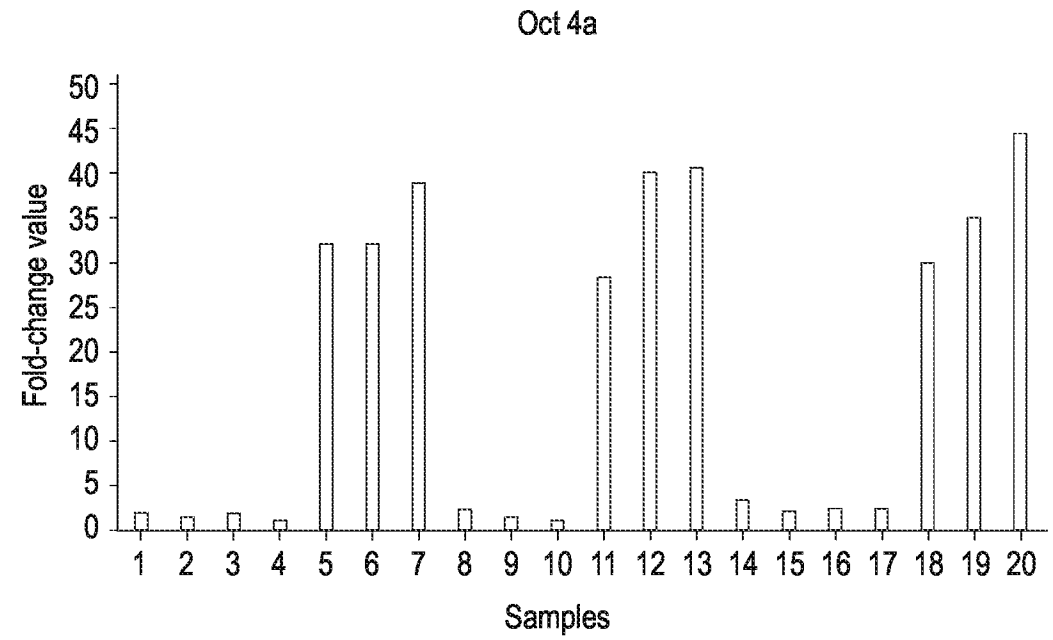

Figure 3

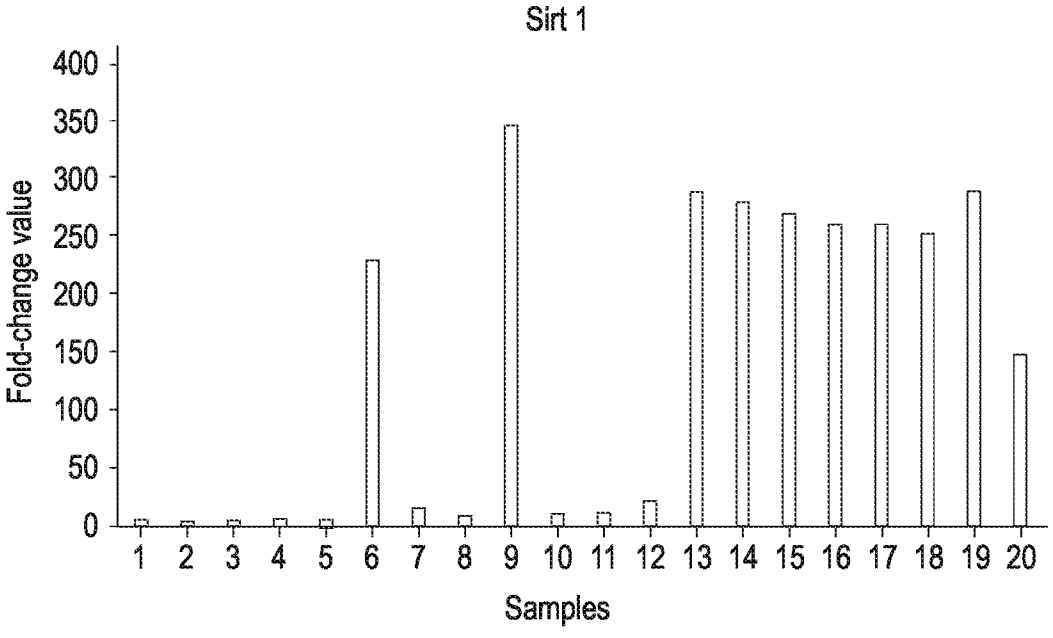

Figure 4

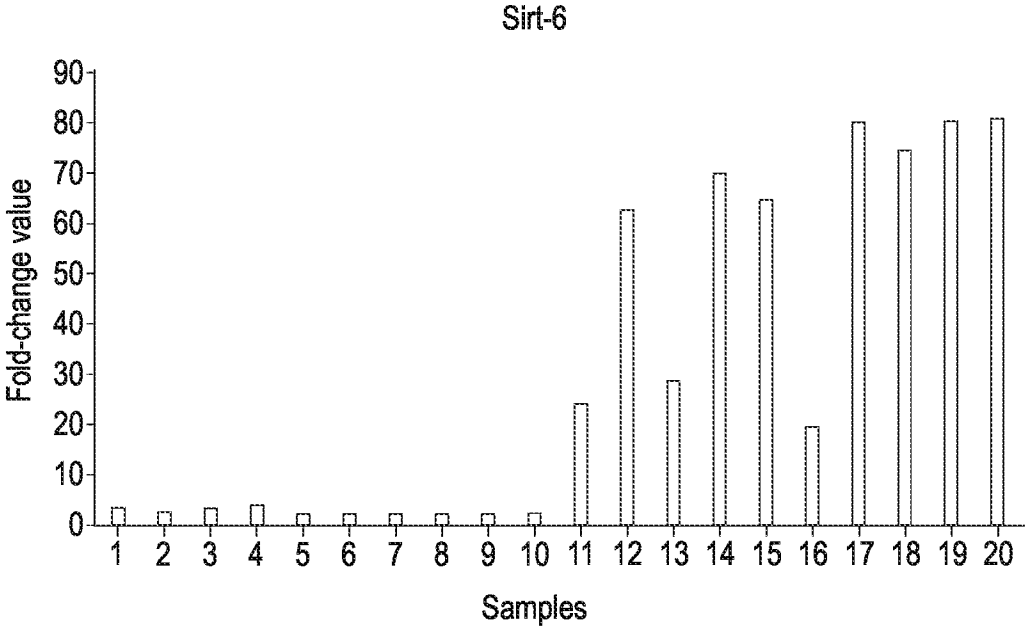

Figure 5

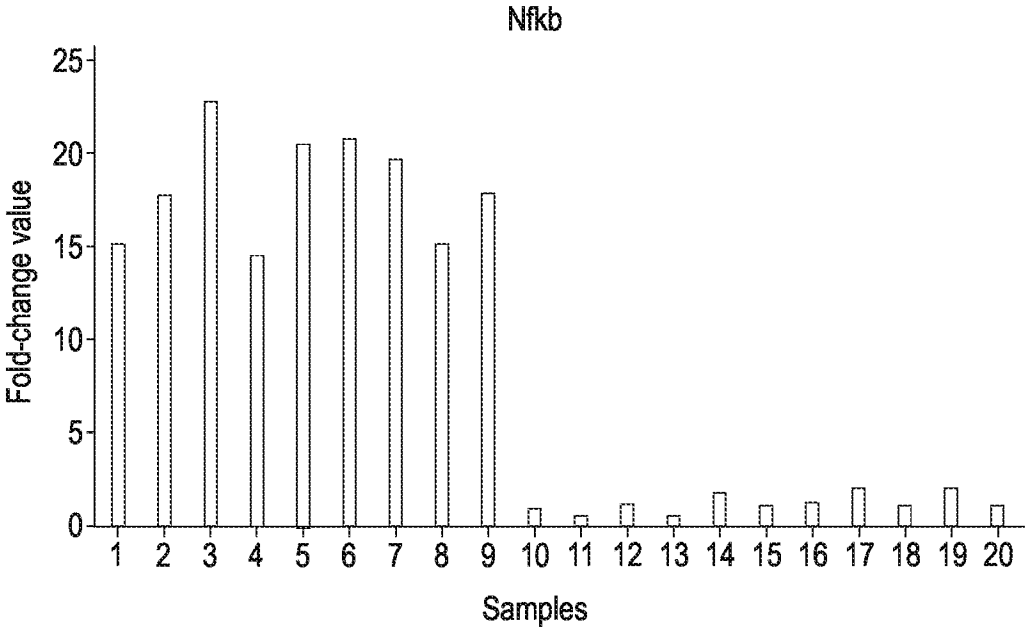

Figure 6

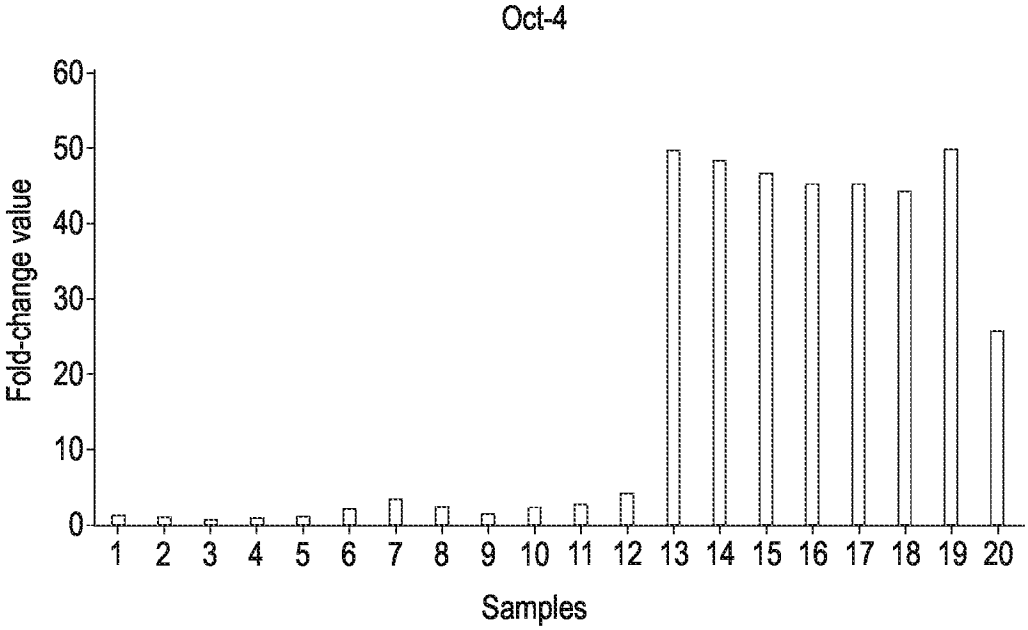

Figure 7

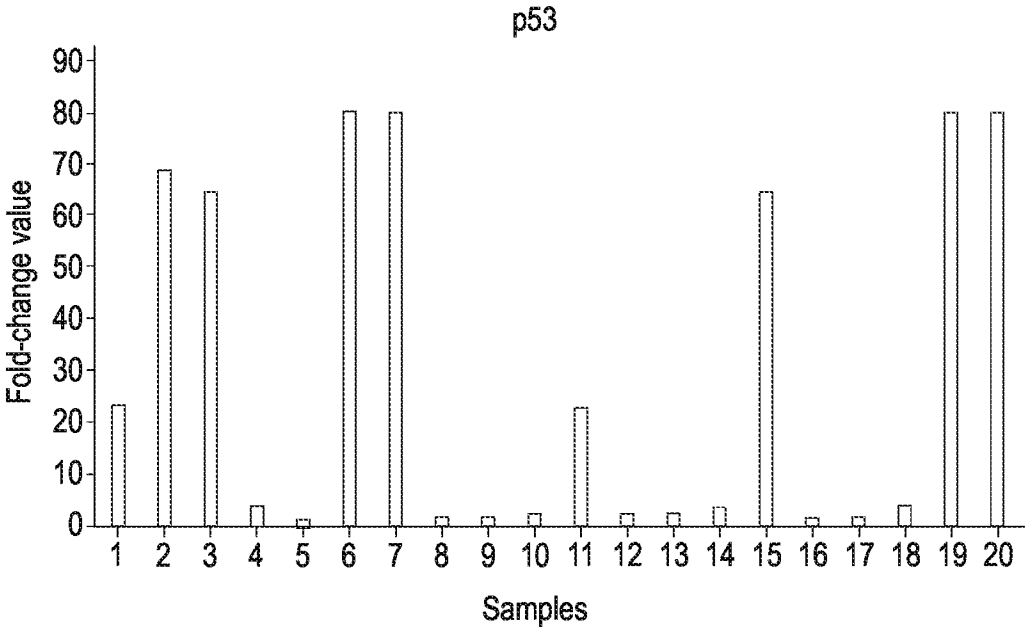

Figure 8

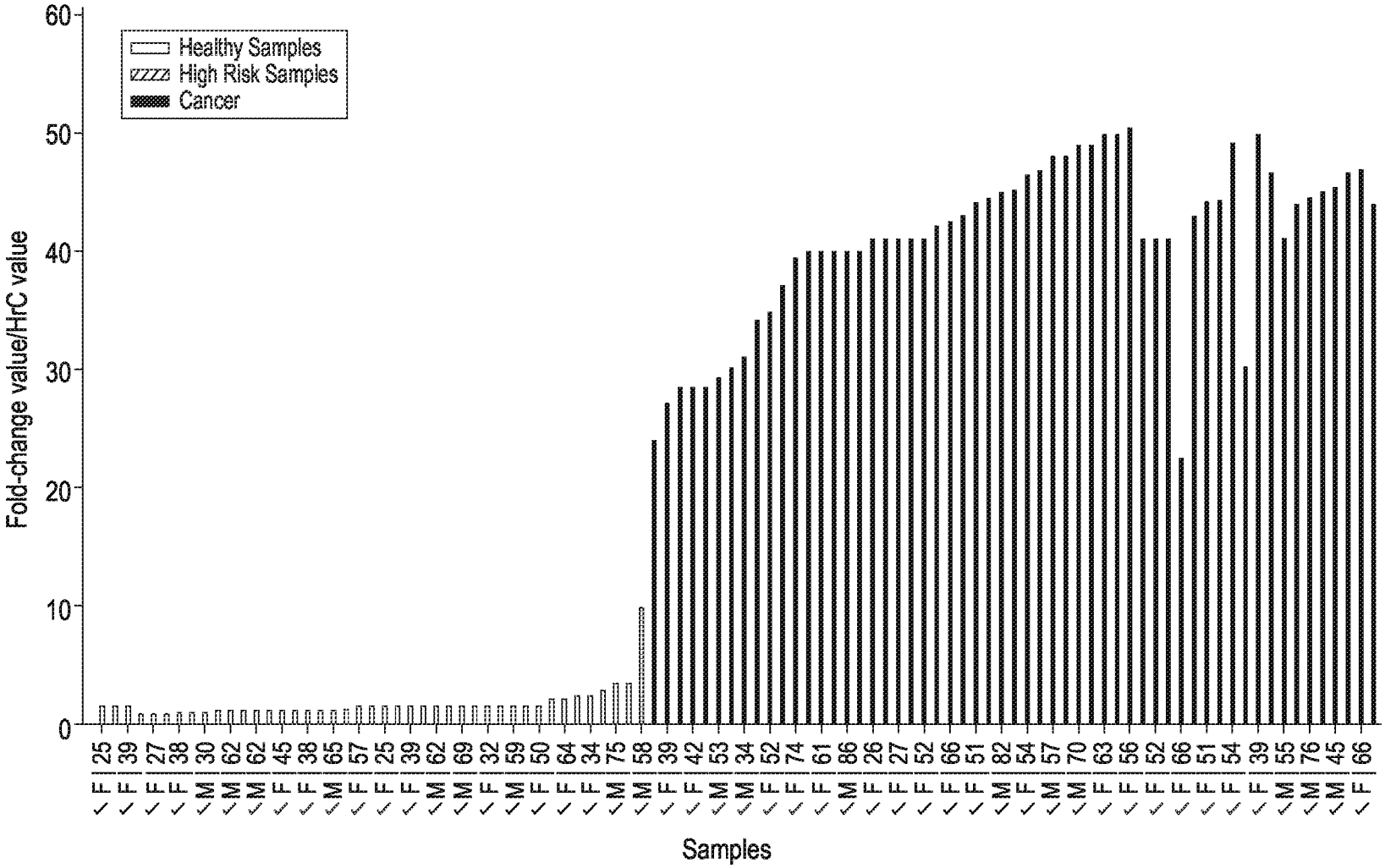
Healthy Samples
High Risk Samples
Cancer
Fold-change value/HrC value
0
10
20
30
40
50
60
F 25
F 39
F 27
F 38
M 30
M 62
M 62
F 45
F 38
M 65
F 57
F 25
F 39
M 62
M 69
F 32
M 59
F 50
F 64
F 34
M 75
M 58
F 39
F 42
M 53
M 34
F 52
F 74
F 61
M 86
F 26
F 27
F 52
F 66
F 51
M 82
F 54
M 57
M 70
F 63
F 56
F 52
F 66
F 51
F 54
F 39
M 55
M 76
M 45
F 66
Samples

Figure 9

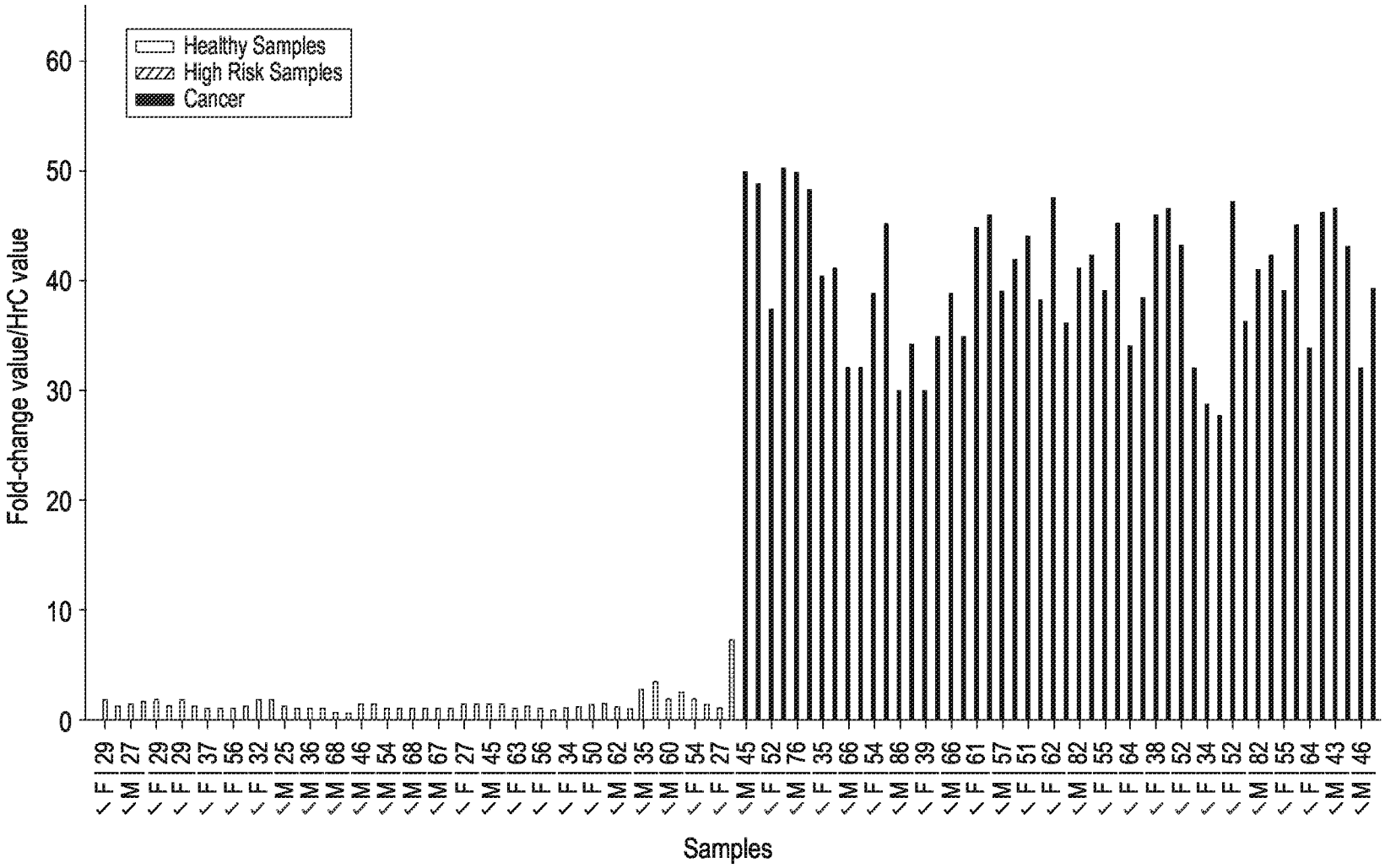
Healthy Samples
High Risk Samples
Cancer
Fold-change value/HrC value
0
10
20
30
40
50
60
F 29
M 27
F 29
F 29
F 37
F 56
F 32
M 25
M 36
M 68
M 46
M 54
M 68
M 67
F 27
M 45
F 63
F 56
F 34
F 50
M 62
M 35
M 60
F 54
F 27
M 45
F 52
M 76
F 35
M 66
F 54
M 86
F 39
M 66
F 61
M 57
F 51
F 62
M 82
F 55
F 64
F 38
F 52
F 34
F 52
M 82
F 55
F 64
M 43
M 46
Samples

Figure 10

Healthy Samples
High Risk Samples
Cancer
Fold-change value/HrC value
0
10
20
30
40
50
60
Samples

Figure 11

Healthy Samples
High Risk Samples
Cancer
Fold-change value/HrC value
0
10
20
30
40
50
60
Samples

Figure 12

Healthy Samples
High Risk Samples
Cancer
Fold-change value/HrC value
0
10
20
30
40
50
60
Samples

Figure 13

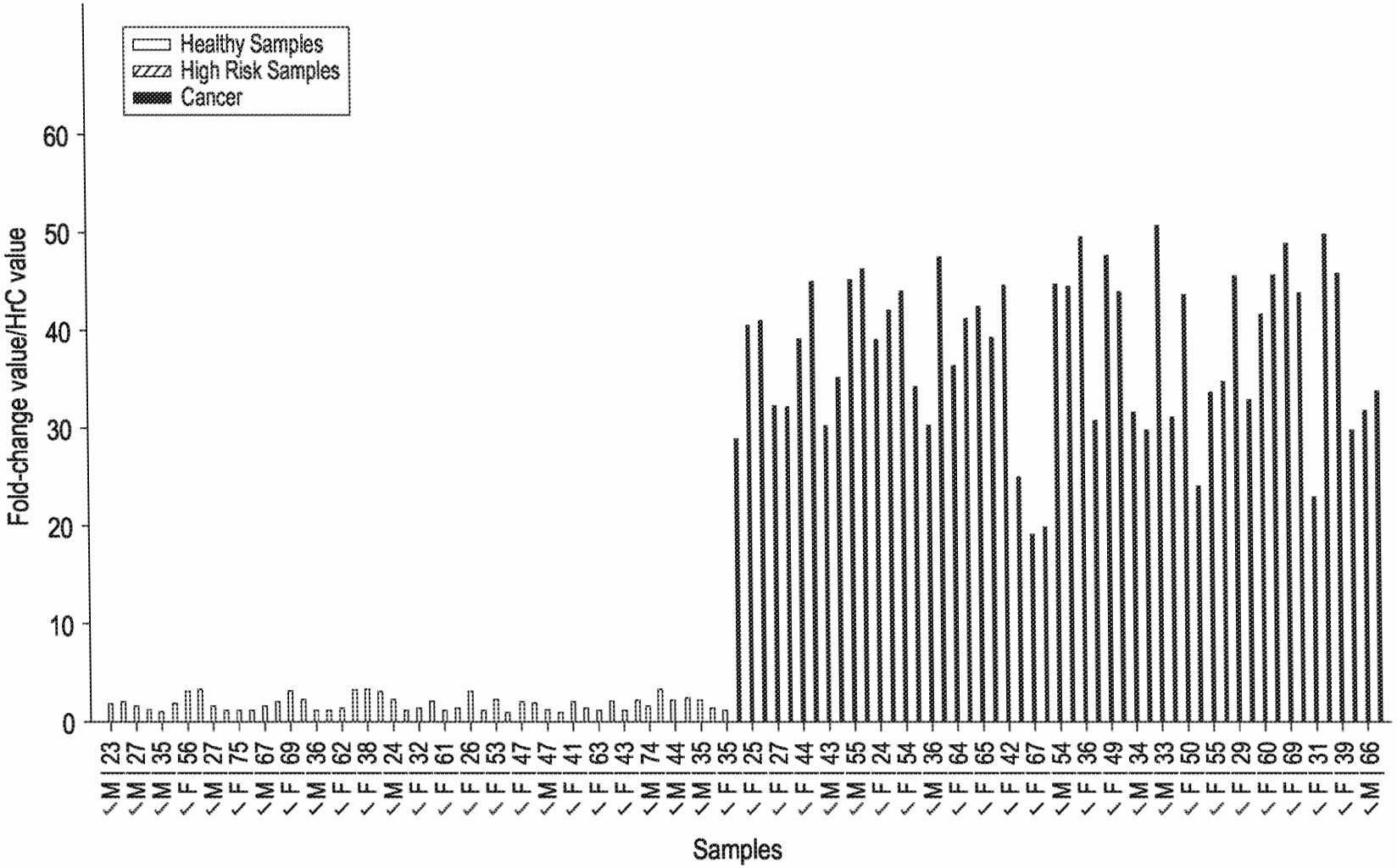
Healthy Samples
High Risk Samples
Cancer
Fold-change value/HrC value
0
10
20
30
40
50
60
Samples

Figure 14

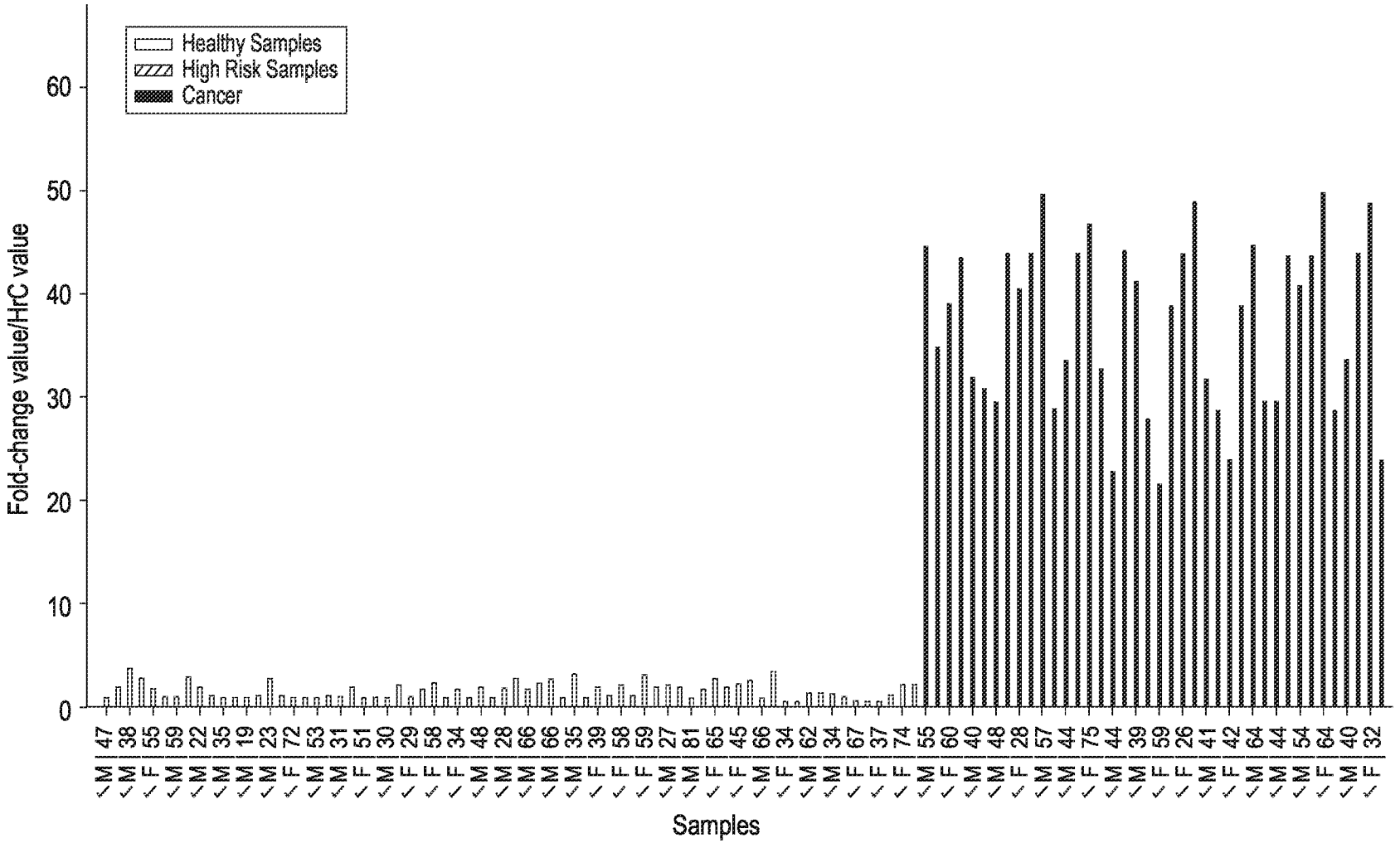
Healthy Samples
High Risk Samples
Cancer
Fold-change value/HrC value
0
10
20
30
40
50
60
Samples
M 47
M 38
F 55
M 59
M 22
M 35
M 19
M 23
F 72
M 53
M 31
F 51
M 30
F 29
F 58
F 34
M 48
M 28
M 66
M 66
M 35
F 39
F 58
F 59
M 27
M 81
F 65
F 45
M 66
F 34
M 62
M 34
F 67
F 37
F 74
M 55
F 60
M 40
M 48
F 28
M 57
M 44
F 75
M 44
M 39
F 59
F 26
M 41
F 42
M 64
M 44
M 54
F 64
M 40
F 32

Figure 15

Figure 16

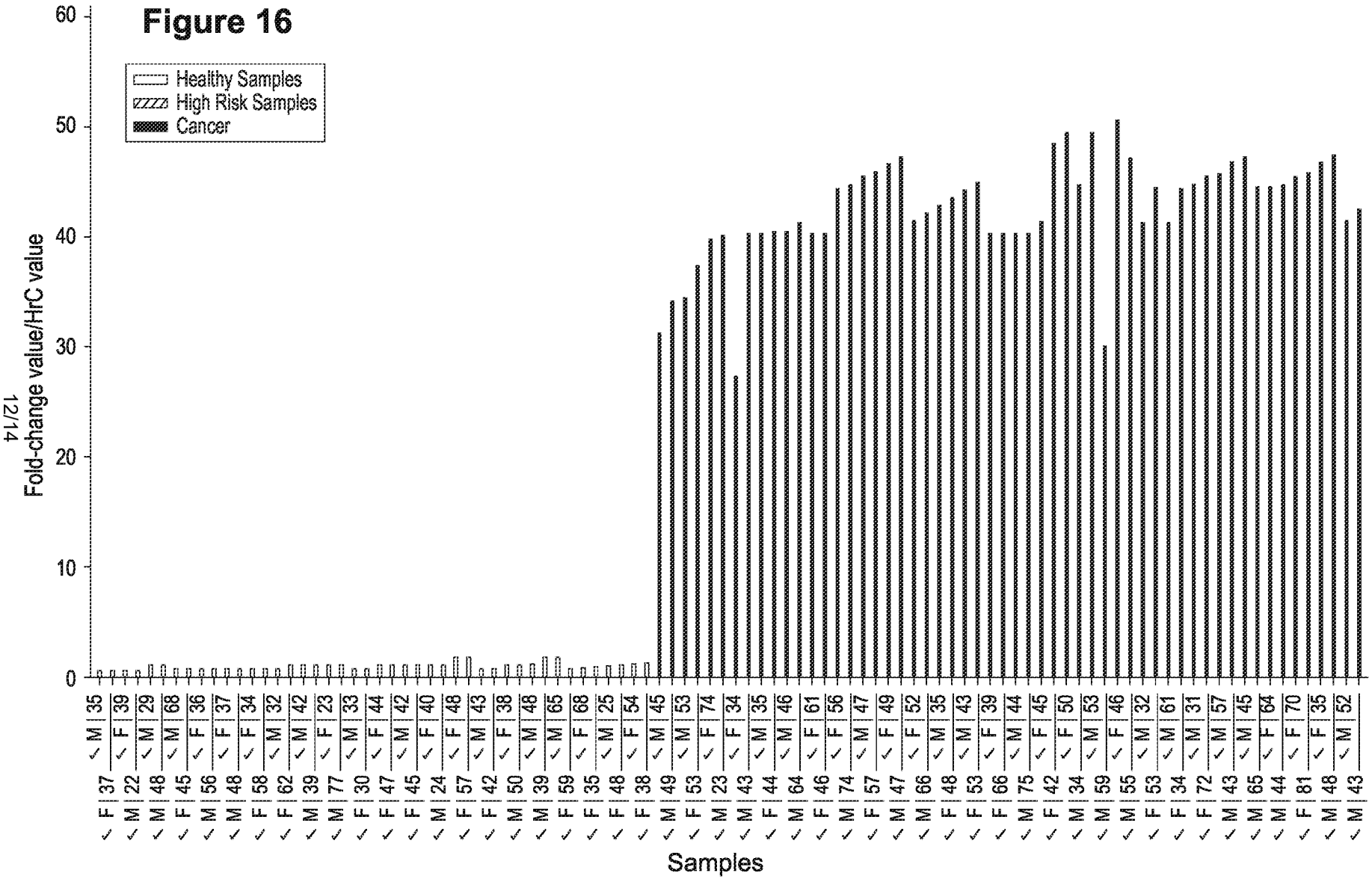
Healthy Samples
High Risk Samples
Cancer
Fold-change value/HrC value
0
10
20
30
40
50
60
Samples
F 37 M 35
M 22 F 39
M 48 M 29
F 45 M 68
M 56 F 36
M 48 F 37
F 58 F 34
F 62 M 32
M 39 M 42
M 77 F 23
F 30 M 33
F 47 F 44
F 45 M 42
M 24 F 40
F 57 F 48
F 42 M 43
M 50 F 38
M 39 M 48
F 59 M 65
F 35 F 68
F 48 M 25
F 38 F 54
M 49 M 45
F 53 M 53
M 23 F 74
M 43 F 34
F 44 M 35
M 64 M 46
F 46 F 61
M 74 F 56
F 57 M 47
M 47 F 49
M 66 F 52
F 48 M 35
F 53 M 43
F 66 F 39
M 75 M 44
F 42 F 45
M 34 F 50
M 59 M 53
M 55 F 46
F 53 M 32
F 34 M 61
F 72 M 31
M 43 M 57
M 65 M 45
M 44 F 64
F 81 F 70
M 48 F 35
M 43 M 52

Figure 17

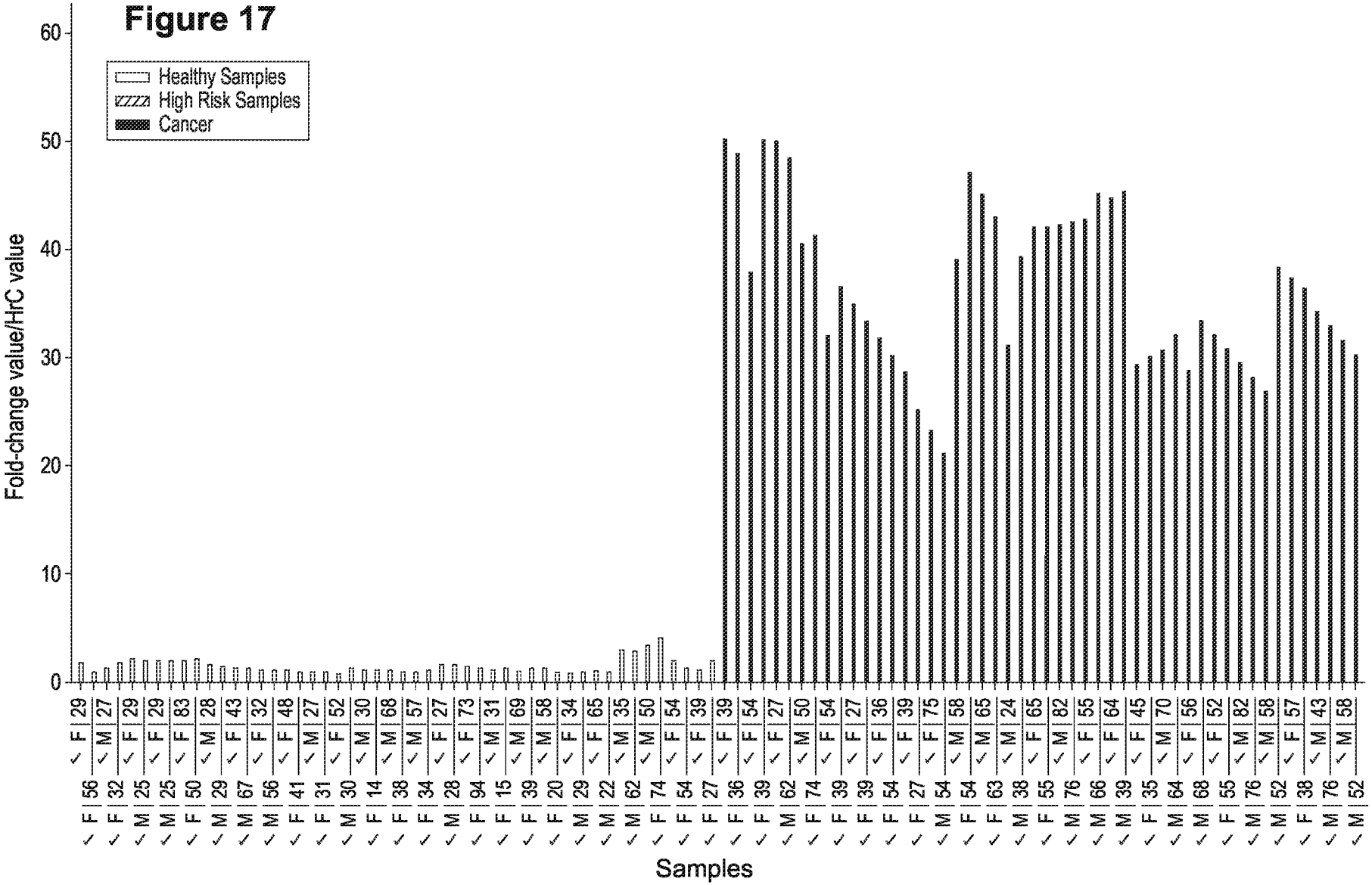
Healthy Samples
High Risk Samples
Cancer
Fold-change value/HrC value
0
10
20
30
40
50
60
Samples
F 29 | 56
M 27 | 32
F 29 | 25
F 29 | 25
F 83 | 50
M 28 | 29
F 43 | 67
F 32 | 56
F 48 | 41
M 27 | 31
F 52 | 30
M 30 | 14
M 68 | 38
M 57 | 34
F 27 | 28
F 73 | 94
M 31 | 15
M 69 | 39
M 58 | 20
F 34 | 29
F 65 | 22
M 35 | 62
M 50 | 74
F 54 | 54
F 39 | 27
F 39 | 36
F 54 | 39
M 50 | 74
F 54 | 39
F 27 | 39
F 36 | 54
M 58 | 54
M 65 | 63
M 24 | 38
F 65 | 55
M 82 | 76
F 55 | 66
F 64 | 39
F 45 | 35
M 70 | 64
F 56 | 68
F 52 | 55
M 82 | 76
M 58 | 52
F 57 | 38
M 43 | 76
M 58 | 52

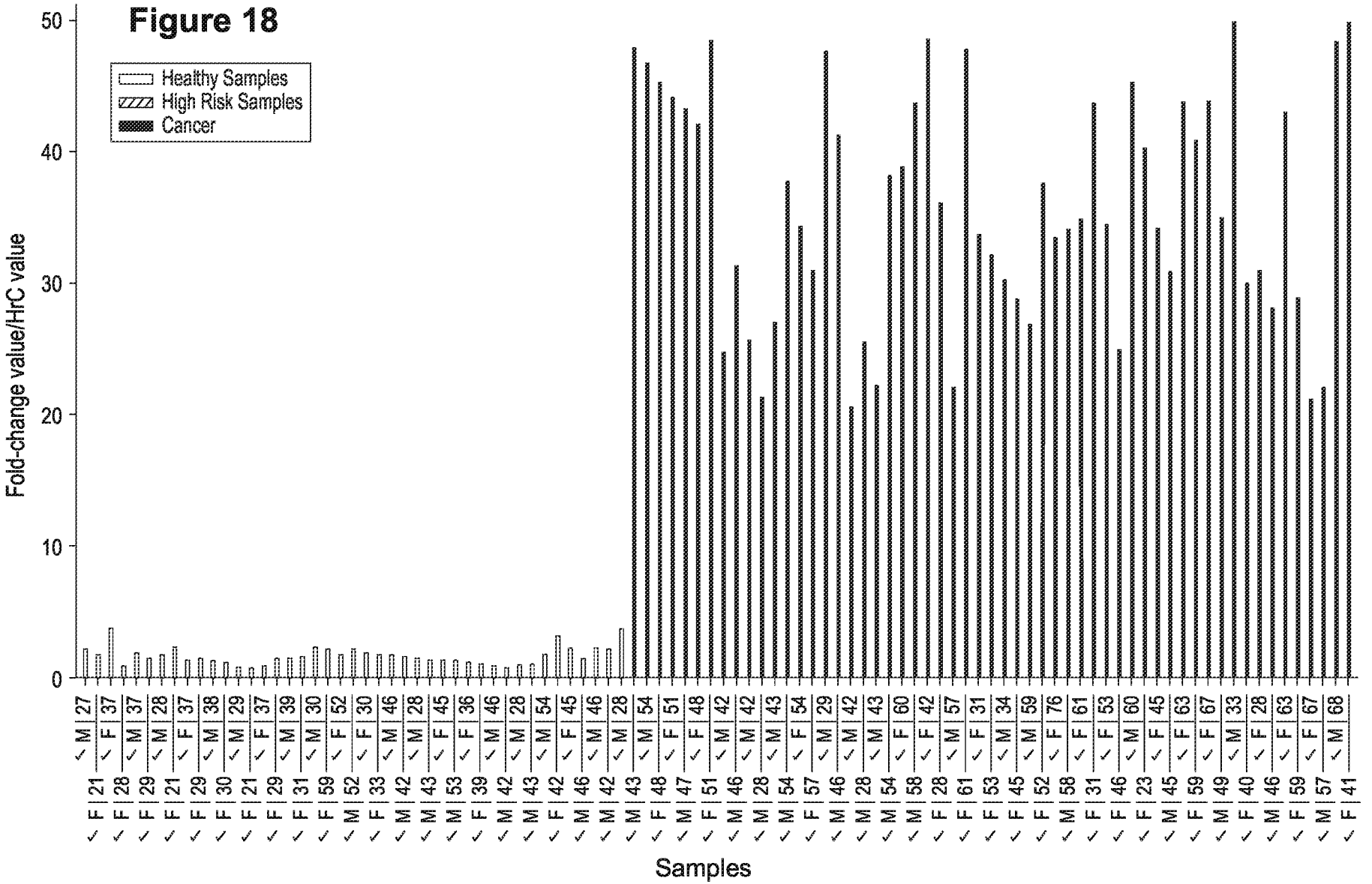
Figure 18
Healthy Samples
High Risk Samples
Cancer
Fold-change value/HrC value
0
10
20
30
40
50
Samples