REPLACED SHEETS SG
☑ Description : paged ...1... to paged ...[illegible]...
☑ Claim(s) : paged ...[illegible]... to paged ...[illegible]...
☐ Drawing(s) : paged ..... to paged .....
☑ Abstract : paged ...[illegible]... to paged ...[illegible]...
DATE OF RECEIPT .....

THERAPEUTIC SUBSTITUTED GUANIDINES

BACKGROUND OF THE INVENTION

1. Field of the Invention

The present invention relates to certain substituted guanidines, and methods of treatment and pharmaceutical compositions that utilize or comprise one or more such guanidines.

2. Background

A number of substituted guanidines have been reported. See, e.g., U.S. Patent Nos. 1,411,731, 1,422,506, 1,597,233, 1,642,180, 1,672,431, 1,730,388, 1,756,315, 1,795,739, 1,850,682, 2,145,214, 2,254,009, 2,633,474, 3,117,994, 3,140,231, 3,159,676, 3,228,975, 3,248,426, 3,252,816, 3,283,003, 3,270,054, 3,301,755, 3,320,229, 3,301,775, 3,409,669, 3,479,437, 3,547,951, 3,639,477, 3,681,457, 3,769,427, 3,784,643, 3,803,324, 3,908,013, 3,949,089, 3,975,533, 3,976,787, 4,060,640, 4,014,934, 4,161,541, 4,709,094, 4,906,779, 5,093,525, 5,190,976 and 5,262,568; PCT applications WO 90/12575, WO 91/12797, WO 91/18868, and WO 92/14697; and H.W. Geluk, et al., *J. Med. Chem.*, 12:712 (1969).

The amino acid L-glutamate is widely thought to act as a chemical transmitter substance at excitatory synapses within the central nervous system. Neuronal responses to glutamate are complex and appear to be mediated by at least three different receptor types, i.e., KA, QA and NMDA subtypes, each being named for their relatively specific ligands, i.e., kainic acid, quisaqualic acid and N-methyl-D-aspartic acid,

This Sheet Has Been Replaced

respectively. An amino acid which activates one or more of these receptor types is referred to as an excitatory amino acid (EAA).

The NMDA subtype of excitatory amino acid receptors is activated during normal excitatory synaptic transmission in the brain. Activation of NMDA receptors under normal conditions is responsible for the phenomena of long-term potentiation, a memory-like phenomenon, at excitatory synapses. Excessive excitation of neurons occurs in epileptic seizures and it has been shown that over-activation of NMDA receptors contributes to the pathophysiology of epilepsy.

NMDA receptors are also strongly involved in nerve cell death which occurs following brain or spinal chord ischemia. Upon the occurrence of ischemic brain insults such as stroke or heart attack, an excessive release of endogenous glutamate occurs, resulting in the over-stimulation of NMDA receptors. Associated with the NMDA receptors is an ion channel. The recognition site, i.e., the NMDA receptor, is external to the ion channel. When glutamate interacts with the NMDA receptor, it causes the ion channel to open, thereby permitting a flow of cations across the cell membrane, e.g., Ca^{2+} and Na^{+} into the cell and K^{+} out of the cell. It is believed that this flux of ions, especially the influx of Ca^{2+} ions, caused by the interaction of glutamate with the NMDA receptor, plays an important role in nerve cell death. See, e.g., S.M. Rothman, et al., *Trends in Neurosci.*, 10(7):299-302 (1987).

Agents which block responses to NMDA receptor activation therefore have therapeutic uses in the treatment of neurological disorders such as epilepsy and also in the prevention of nerve cell death

This Sheet Has Been Replaced

resulting from hypoxia or hypoglycemia or following brain ischemia which occurs during stroke, trauma and heart attack. A number of disorders of the nervous system are associated with neurodegeneration that may be caused by overactivation of NMDA receptors. Antagonists of NMDA receptor-mediated responses have potential therefore for the treatment of such disorders as Alzheimer's disease, Parkinson's disease, Huntington's disease, Amyotrophic Lateral Sclerosis, Down's Syndrome and Korsakoff's disease.

Research on the NMDA receptor-ion channel complex has led to determination of a receptor site within the ion channel known as the PCP receptor. See J.P. Vincent, et al., *Proc. Natl. Acad. Sci. USA*, 76:4678-4682 (1979); S.R. Zukin, et al., *Proc. Natl. Acad. Sci. USA*, 78:5372-5376 (1979); M.S. Sonders, et al., *Trends in Neurosci.*, 11(1):37-40 (1988); and N.A. Anis, et al., *Br. J. Pharmacol.*, 79:565-575 (1983). A compound which binds to the PCP receptor can act as an ion channel blocker, thereby interrupting the flow of ions through the cell membrane. In this manner, agents which interact with the PCP receptor act as non-competitive antagonists reducing the agonist action of glutamate at the NMDA receptor.

Known PCP receptor ligands include PCP, i.e., Phencyclidine, analogues such as 1-[1-(2-thienyl)-cyclohexyl]-piperidine (TCP), benzomorphan (sigma) opiates, and (+)-5-methyl-10,11-dihydro-5H-dibenzo[a,d]cycloheptene-5,10-imine (i.e., the drug MK-801, see U.S. Patent No. 4,399,141). See, also, E.H.F. Wong, et al., *Proc. Natl. Acad. Sci. USA*, 83:7104-7108 (1986), and W.J. Thompson, et al., *J. Med. Chem.*, 33:789-808 (1990).

This Sheet Has Been Replaced

SUMMARY OF THE INVENTION

The present invention provides substituted guanidines of Formula I:

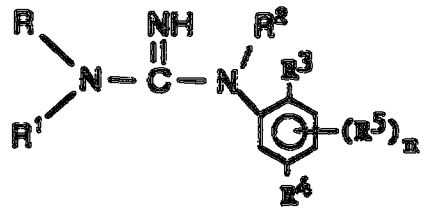

I

wherein R, R^1 and R^2 are each independently hydrogen, substituted or unsubstituted alkyl having from 1 to about 20 carbon atoms, substituted or unsubstituted alkenyl having from 2 to about 20 carbon atoms, substituted or unsubstituted alkynyl having from 2 to about 20 carbon atoms, substituted or unsubstituted alkoxy having from 1 to about 20 carbon atoms, substituted or unsubstituted alkylthio having from 1 to about 20 carbon atoms, substituted or unsubstituted aminoalkyl having from 1 to about 20 carbon atoms, substituted or unsubstituted carbocyclic aryl having at least about 6 ring carbon atoms, substituted or unsubstituted aralkyl having at least about 6 carbon ring atoms, or a substituted or unsubstituted heteroaromatic or heteroalicyclic group having from 1 to 3 rings, 3 to 8 ring members in each ring and from 1 to 3 hetero atoms;

R^3 and R^4 are each independently halogen, hydroxyl, azido, substituted or unsubstituted alkyl having from 1 to about 20 carbon atoms, substituted or unsubstituted alkenyl having from 2 to about 20 carbon atoms, substituted or unsubstituted alkynyl having from 2 to

This Sheet Has Been Replaced

about 20 carbon atoms, substituted or unsubstituted alkoxy having from 1 to about 20 carbon atoms, substituted or unsubstituted alkylthio having from 1 to about 20 carbon atoms, substituted or unsubstituted aminoalkyl having from 1 to about 20 carbon atoms, substituted or unsubstituted carbocyclic aryl having at least about 6 ring carbon atoms, or substituted or unsubstituted aralkyl having at least about 6 ring carbon atoms;

each R^5 substituent is independently halogen, hydroxyl, azido, substituted or unsubstituted alkyl having from 1 to about 20 carbon atoms, substituted or unsubstituted alkenyl having from 2 to about 20 carbon atoms, substituted or unsubstituted alkynyl having from 2 to about 20 carbon atoms, substituted or unsubstituted alkoxy having from 1 to about 20 carbon atoms, substituted or unsubstituted alkylthio having from 1 to about 20 carbon atoms, substituted or unsubstituted aminoalkyl having from 1 to about 20 carbon atoms, substituted or unsubstituted carbocyclic aryl having at least about 6 ring carbon atoms, or substituted or unsubstituted aralkyl having at least about 6 ring carbon atoms;

n is an integer of from 1 to 3; and pharmaceutically acceptable salts thereof.

In another aspect, the invention provides compounds of the following Formula II:

II

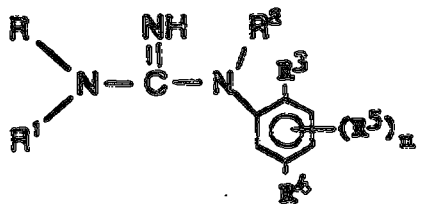

This Sheet Has Been Replaced

wherein R, R^1 and R^2 are each independently hydrogen, substituted or unsubstituted alkyl having from 1 to about 20 carbon atoms, substituted or unsubstituted alkenyl having from 2 to about 20 carbon atoms, substituted or unsubstituted alkynyl having from 2 to about 20 carbon atoms, substituted or unsubstituted alkoxy having from 1 to about 20 carbon atoms, substituted or unsubstituted alkylthio having from 1 to about 20 carbon atoms, substituted or unsubstituted alkylsulfinyl having from 1 to about 20 carbon atoms, substituted or unsubstituted alkylsulfonyl having from 1 to about 20 carbon atoms, substituted or unsubstituted aminoalkyl having from 1 to about 20 carbon atoms, substituted or unsubstituted carbocyclic aryl having at least 6 ring carbon atoms, substituted or unsubstituted aralkyl having at least 6 ring carbon atoms, or a substituted or unsubstituted heteroaromatic or heteroalicyclic group having 1 to 3 rings, 3 to 8 ring members in each ring and 1 to 3 hetero atoms;

R^3, R^4, and each R^5 substituent are each independently halogen, hydroxyl, azido, substituted or unsubstituted alkyl having from 1 to about 20 carbon atoms, substituted or unsubstituted alkenyl having from 2 to about 20 carbon atoms, substituted or unsubstituted alkynyl having from 2 to about 20 carbon atoms, substituted or unsubstituted alkoxy having from 1 to about 20 carbon atoms, substituted or unsubstituted alkylthio having from 1 to about 20 carbon atoms, substituted or unsubstituted alkylsulfinyl having from 1 to about 20 carbon atoms, substituted or unsubstituted alkylsulfonyl having from 1 to about 20 carbon atoms, substituted or unsubstituted aminoalkyl having from 1 to about 20 carbon atoms, substituted or unsubstituted carbocyclic aryl having about 6 or more ring carbon atoms, or substituted or unsubstituted aralkyl having about 6 or more ring carbon

This Sheet Has Been Replaced

atoms; n is an integer of from 0-3; or a pharmaceutically acceptable salt thereof. Thus, Formula II is defined the same as above for Formula I except R, R^1, R^2, R^3, R^4, R^5 of Formula II each also may be independently selected from substituted or unsubstituted alkylsulfoxide having from 1 to about 20 carbon atoms and substituted or unsubstituted alkylsulfonyl having from 1 to about 20 carbon atoms.

Preferred compounds of Formulas I and II exhibit a high affinity for the PCP receptor. The phrase "high affinity for the PCP receptor" as used herein means the compound exhibits an IC_{50} of 1 μM or less in a typical PCP receptor binding assay such as described in Example 74 which follows, more preferably an IC_{50} of 0.5 μM or less in such a PCP receptor assay. For reasons discussed below, for at least some therapeutic applications, further preferred are those compounds of Formulas I and II that exhibit such high affinity for the PCP receptor as well as high affinity for the sigma receptor. The phrase "high affinity for the sigma receptor" as used herein means the compound exhibits an IC_{50} of 1 μM or less in a typical sigma receptor binding assay such as described in Example 75 which follows, more preferably an IC_{50} of 0.5 μM or less in such a sigma receptor assay.

The substituted guanidines of the invention are useful for a number of therapeutic applications. Accordingly, the present invention includes methods for treatment and/or prophylaxis of neurological conditions such as epilepsy, neurodegenerative conditions and/or nerve cell death resulting from e.g. hypoxia, hypoglycemia, brain or spinal chord ischemia, brain or spinal chord trauma, and the like. Compounds of Formulas I and II also are useful to treat and/or prevent various

This Sheet Has Been Replaced

neurodegenerative diseases such as Parkinson's disease, Huntington's disease, Amyotrophic Lateral Sclerosis, Alzheimer's disease, Down's Syndrome and Korsakoff's disease. The methods of the invention in general comprise administration of a therapeutically effective amount of one or more compounds of Formula I of Formula II to an animal, including a mammal, particularly a human.

The invention also provides pharmaceutical compositions that comprise one or more compounds of Formula I or Formula II and a suitable carrier.

Other aspects of the invention are disclosed *infra*.

DETAILED DESCRIPTION OF THE INVENTION

Suitable halogen substituent groups of compounds of Formulas I and II as defined above (i.e. compounds of the invention) include F, Cl, Br and I. It is intended that references herein to Formulas I and II, or references to compounds of the invention, apply equally to compounds of Formulas Ia, Ib, Ic, IIa, IIb and IIc as those formulas are defined herein. Hence, suitable and preferred substituent groups of Formulas I and II as identified herein, are also suitable and preferred substituent groups of compounds of Formulas Ia, Ib, Ic, IIa, IIb and IIc. Alkyl groups of compounds of Formulas I and II preferably have from 1 to about 12 carbon atoms, more preferably 1 to about 8 carbon atoms, still more preferably 1 to about 6 carbon atoms, even more preferably 1, 2, 3 or 4 carbon atoms. Methyl, ethyl and propyl including isopropyl are particularly preferred alkyl groups. As used herein, the term alkyl unless otherwise modified refers to both cyclic and noncyclic groups, although

This Sheet Has Been Replaced

of course cyclic groups will comprise at least three carbon ring members. Straight or branched chain noncyclic alkyl groups are generally more preferred than cyclic groups. Preferred alkenyl and alkynyl groups of compounds of the invention have one or more unsaturated linkages and from 2 to about 12 carbon atoms, more preferably 2 to about 8 carbon atoms, still more preferably 2 to about 6 carbon atoms, even more preferably 1, 2, 3 or 4 carbon atoms. The terms alkenyl and alkynyl as used herein refer to both cyclic and noncyclic groups, although straight or branched noncyclic groups are generally more preferred. Preferred alkoxy groups of compounds of Formulas I and II include groups having one or more oxygen linkages and from 1 to about 12 carbon atoms, more preferably from 1 to about 8 carbon atoms, and still more preferably 1 to about 6 carbon atoms, even more preferably 1, 2, 3 or 4 carbon atoms. Preferred alkylthio groups of compounds of Formulas I and II include those groups having one or more thioether linkages and from 1 to about 12 carbon atoms, more preferably from 1 to about 8 carbon atoms, and still more preferably 1 to about 6 carbon atoms. Alkylthio groups having 1, 2, 3 or 4 carbon atoms are particularly preferred. Preferred alkylsulfinyl groups of compounds of the invention include those groups having one or more sulfoxide (SO) groups and from 1 to about 12 carbon atoms, more preferably from 1 to about 8 carbon atoms, and still more preferably 1 to about 6 carbon atoms. Alkylsulfinyl groups having 1, 2, 3 or 4 carbon atoms are particularly preferred. Preferred alkylsulfonyl groups of compounds of the invention include those groups having one or more sulfonyl (SO_2) groups and from 1 to about 12 carbon atoms, more preferably from 1 to about 8 carbon atoms, and still more preferably 1 to about 6 carbon atoms. Alkylsulfonyl groups having 1, 2, 3 or 4

This Sheet Has Been Replaced

carbon atoms are particularly preferred. Preferred aminoalkyl groups include those groups having one or more primary, secondary and/or tertiary amine groups, and from 1 to about 12 carbon atoms, more preferably 1 to about 8 carbon atoms, still more preferably 1 to about 6 carbon atoms, even more preferably 1, 2, 3 or 4 carbon atoms. Secondary and tertiary amine groups are generally more preferred than primary amine moieties. Suitable heteroaromatic groups of compounds of Formula I and Formula II contain one or more N, O or S atoms and include, e.g., coumarinyl including 8-coumarinyl, quinolinyl including 8-quinolinyl, pyridyl, pyrazinyl, pyrimidyl, furyl, pyrrolyl, thienyl, thiazolyl, oxazolyl, imidazolyl, indolyl, benzofuranyl and benzothiazol. Suitable heteroalicyclic groups of compounds of Formula I and Formula II contain one or more N, O or S atoms and include, e.g., tetrahydrofuranyl, tetrahydropyranyl, piperidinyl, morpholino and pyrrolindinyl groups. Suitable carbocyclic aryl groups of compounds of Formula I and Formula II include single and multiple ring compounds, including multiple ring compounds that contain separate and/or fused aryl groups. Typical carbocyclic aryl groups contain 1 to 3 separate or fused rings and from 6 to about 18 carbon ring atoms. Specifically preferred carbocyclic aryl groups include phenyl including 3-substituted phenyl, 2,5-substituted phenyl, 2,3,5-substituted and 2,4,5-substituted phenyl, particularly where the phenyl substituents are independently selected from the same group as defined above for R^3-R^5; naphthyl including 1-naphthyl and 2-naphthyl; biphenyl; phenanthryl; and anthracyl. Suitable aralkyl groups of compounds of Formula I and Formula II include single and multiple ring compounds, including multiple ring compounds that contain separate and/or fused aryl groups. Typical aralkyl groups contain 1 to 3 separate or fused rings and from 6 to about 18 carbon ring atoms.

Preferred aralkyl groups include benzyl and methylenenaphthyl (-CH_2-naphthyl).

Said substituted R, R^1, R^2, R^3, R^4 and R^5 groups of Formula I or Formuia II (as well as substituted groups of Formulas Ia-Ic and IIa-IIc as specified below) may be substituted at one or more available positions by one or more suitable groups such as, e.g., halogen such as fluoro, chloro, bromo and iodo; cyano; hydroxyl; nitro; azido; alkanoyl such as a C_{1-6} alkanoyl group such as acyl and the like; carboxamido; alkyl groups including those groups having 1 to about 12 carbon atoms or from 1 to about 6 carbon atoms and more preferably 1-3 carbon atoms; alkenyl and alkynyl groups including groups having one or more unsaturated linkages and from 2 to about 12 carbon or from 2 to about 6 carbon atoms; alkoxy groups having those having one or more oxygen linkages and from 1 to about 12 carbon atoms or 1 to about 6 carbon atoms; aryloxy such as phenoxy; alkylthio groups including those moieties having one or more thioether linkages and from 1 to about 12 carbon atoms or from 1 to about 6 carbon atoms; and aminoalkyl groups such as groups having one or more N atoms and from 1 to about 12 carbon atoms or from 1 to about 6 carbon atoms.

It should be understood that alkoxy, alkylthio, alkylsulfinyl, alkylsulfonyl and aminoalkyl substituent groups described above include groups where a hetero atom is directly bonded to a ring system, such as a carbocyclic aryl group or a heterocyclic group, as well as groups where a hetero atom of the group is spaced from such ring system by an alkylene linkage, e.g. of 1 to about 4 carbon atoms.

This Sheet Has Been Replaced

Preferred phenyl ring substituents R^3, R^4 and R^5 of Formulas I and II (as well as phenyl ring substituents of Formulas Ia-Ic and IIa-IIc as specified below) include halogen, particularly F, Cl and Br, hydroxyl, azido, substituted or unsubstituted alkyl including halogenated alkyl, substituted and unsubstituted alkoxy including halogenated alkoxy, and substituted and unsubstituted alkylthio. Typically preferred phenyl ring substituents have 1 to 4 carbon atoms with methyl, ethyl, and propyl including isopropyl being particularly preferred. Halogen-substituted alkyl and alkoxy groups are also particularly preferred including fluoroalkyl having 1, 2, 3 or 4 carbon atoms such as trifluoromethyl and fluoro-substituted alkoxy having 1, 2, 3 or 4 carbon atoms such as trifluoromethoxy (-OCF_3). Methylthio (-SCH_3) and ethylthio (-SCH_2CH_3) are also particularly preferred phenyl ring substituents.

Preferred compounds of the invention include trisubstituted compounds where one of the guanidine substituents R, R^1 and R^2 of the above defined Formulas (or the corresponding guanidine substituents of Formulas Ia-Ic and IIa-IIc as specified below) is hydrogen and the other two substituents are other than hydrogen, more preferably where R or R^1 is heterocyclic aryl or carbocyclic aryl, still more preferably where R is substituted or unsubstituted heterocyclic aryl or substituted or unsubstituted carbocyclic aryl and one of R^1 and R^2 is hydrogen and one of R^1 and R^2 is substituted or unsubstituted alkyl. Also preferred are N,N'-disubstituted compounds, i.e. where one of R and R^1 of Formulas I or II (or the corresponding guanidine substituents of Formulas Ia-Ic and IIa-IIc) is hydrogen and R^2 is hydrogen, preferably where R is substituted or unsubstituted heterocyclic aryl or substituted or unsubstituted carbocyclic aryl and R^1 and R^2 are hydrogen. Also preferred are

This Sheet Has Been Replaced

N,N,N',N'-tetrasubstituted compounds, i.e. where each of R, R^1 and R^2 substituents of Formulas I or II (or the corresponding guanidine substituents of Formulas Ia-Ic and IIa-IIc) is other than hydrogen, preferably where R or R^1 is substituted or unsubstituted heterocyclic aryl or substituted or unsubstituted carbocyclic aryl, more preferably where R is substituted or unsubstituted heterocyclic aryl or substituted or unsubstituted carbocyclic aryl and R^1 and R^2 are each substituted or unsubstituted alkyl. In any event, at least one of the substituents R and R^1 of compounds of Formula I or II generally will be other than hydrogen.

Preferred R^3, R^4 and R^5 alkylsulfinyl groups of compounds of Formula II (as well as phenyl ring alkylsulfinyl groups of compounds of Formulas IIa-IIc as specified below) typically have one or more sulfoxide groups, more typically, one or two sulfoxide groups and from 1 to about 8 carbon atoms, more preferably 1 to about 6 carbon atoms, even more preferably 1 to about 3 carbon atoms. Methylsulfinyl (-S(O)CH_3) and ethylsulfinyl (-S(O)CH_2CH_3) are particularly preferred R^3, R^4 and R^5 alkylsulfinyl groups. Preferred substituted alkylsulfinyl groups include haloalkylsulfinyl groups that contain one or more F, Cl, Br or I atoms, preferably one or more F atoms, and preferably 1 to about 3 carbon atoms, more preferably one or two carbon atoms. Specifically preferred groups include fluoromethylsulfinyl, particularly trifluoromethylsulfinyl (-S(O)CF_3), and fluoroethylsulfinyl such as 2-trifluoroethylsulfinyl (-S(O)CH_2CF_3) and pentafluoroethylsulfinyl (-S(O)CF_2CF_3).

Preferred R^3, R^4 and R^5 alkylsulfonyl ring substituents of compounds of Formula II (as well as phenyl ring alkylsulfonyl groups of

This Sheet Has Been Replaced

compounds of Formulas IIa-IIc as specified below) have one or more sulfono (SO_2) groups, more typically one sulfono group, and from 1 to about 8 carbon atoms, still more preferably 1 to about 6 carbon atoms, even more preferably 1 to about 3 carbon atoms. Methylsulfonyl (-$S(O)_2CH_3$) and ethylsulfonyl (-$S(O)_2CH_2CH_3$) are particularly preferred R^3 and R^4 sulfonoalkyl groups. Preferred substituted alkylsulfonyl groups include haloalkylsulfonyl groups that contain one or more F, Cl, Br or I atoms, preferably one or more F atoms, and preferably 1 to about 3 carbon atoms, more preferably one or two carbon atoms. Specifically preferred groups include fluoromethylsulfonyl, particularly trifluoromethylsulfonyl (-$S(O)_2CF_3$), and fluoroethylsulfonyl such as 2-trifluoroethylsulfonyl (-$S(O)_2CH_2CF_3$) and pentafluoroethylsulfonyl (-$S(O)_2CF_2CF_3$).

Particularly preferred R and R^1 groups include phenyl substituted at least at the 2,5 ring positions. For example, preferred are the following compounds of Formula Ia:

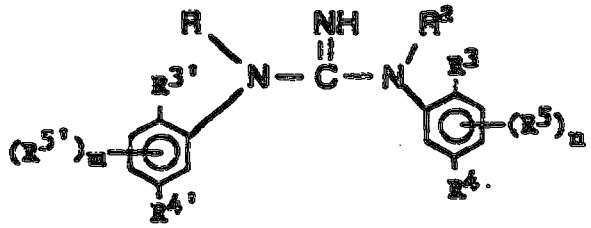

Ia

wherein R and R^2 are the same as defined above for Formula I; each R^3, R^4, R^5, $R^{3'}$, $R^{4'}$, and $R^{5'}$ substituent is independently selected from the same group of substituents as defined above for R^3-R^5 for Formula I; m and n are each independently an integer of from 0 to 3; and pharmaceutically acceptable salts thereof. Preferred compounds of

This Sheet Has Been Replaced

Formula Ia include those compounds where at least one of R and R^2 is other than heterocyclic aryl or carbocyclic aryl, e.g. where at least one of R and R^2 is hydrogen or substituted or unsubstituted alkyl, particularly, substituted or unsubstituted alkyl having 1, 2, 3 or 4 carbon atoms. Preferred values of m and n of Formula Ia are 0 and 1.

Also preferred are compounds of Formula IIa, defined the same as for Formula Ia above, but where each substituent, particularly the R^3, R^4, R^5, $R^{3'}$, $R^{4'}$, and $R^{5'}$ substituents, may be independently alkylsulfinyl having from 1 to about 20 carbon atoms or alkylsulfonyl having from 1 to about 20 carbon atoms. Preferred compounds of Formula IIa include those compounds where at least one of R and R^2 is other than heterocyclic aromatic or carbocyclic aryl, e.g. where at least one of R and R^2 is hydrogen or substituted or unsubstituted alkyl, particularly, substituted or unsubstituted alkyl having 1, 2, 3 or 4 carbon atoms. Preferred values of m and n of Formula IIa are 0 and 1.

Further preferred compounds of Formula I include those compounds where the value n equals 1, particularly where n equals 1 and the phenyl ring is substituted by a R^5 group at the 3- or 4-position, i.e. the phenyl ring is 2,3,5-substituted or 2,4,5-substituted.

Such compounds of Formula II are also preferred, i.e. compounds of Formula II where the value n equals 1, particularly where n equals 1 and the phenyl ring is substituted by a R^5 group at the 3- or 4-position, i.e. the phenyl ring is 2,3,5-substituted or 2,4,5-substituted.

This Sheet Has Been Replaced

Especially preferred compounds of Formula I are those where n is equal to zero (i.e., the 3, 4 and 6 positions of the phenyl ring are hydrogen-substituted), specifically compounds of the following Formula Ib:

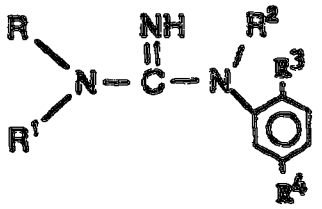

Ib

where the groups R through R^4 are the same as specified above for Formula I; and pharmaceutically acceptable salts thereof. Particularly preferred compounds of Formula Ib include those compounds where R is substituted or unsubstituted heterocylic aryl or substituted or unsubstituted carbocyclic aryl such as substituted or unsubstituted phenyl or napthyl and where at least one of R^1 and R^2 is other than heterocyclic aryl or carbocyclic aryl, e.g. where at least one of R^1 and R^2 is hydrogen or substituted or unsubstituted alkyl, particularly substituted or unsubstituted alkyl having 1, 2, 3 or 4 carbon atoms.

Also preferred are compounds of Formula IIb, defined the same as for Formula Ib above, but where each substituent, particularly the R^3 and R^4 substituents, may be independently alkylsulfinyl having from 1 to about 20 carbon atoms or alkylsulfonyl having from 1 to about 20 carbon atoms. Particularly preferred compounds of Formula IIb include those compounds where R is substituted or unsubstituted heterocylic aryl or substituted or unsubstituted carbocyclic aryl such as substituted or unsubstituted phenyl or napthyl and where at least one of R^1 and R^2

This Sheet Has Been Replaced

is other than heterocyclic aryl or carbocyclic aryl, e.g. where at least one of R^1 and R^2 is hydrogen or substituted or unsubstituted alkyl, particularly substituted or unsubstituted alkyl having 1, 2, 3 or 4 carbon atoms.

A still further group of preferred compounds of the invention have, in addition to a 2,5-substituted phenyl moiety, at least one guanidine substituent (i.e., R, R^1 or R^2 of Formulas I or II) that is a phenyl group substituted at the 3-position, preferably without substitution at other ring positions. Particularly preferred are N-(3-substituted phenyl)-N'-(2,5-disubstituted phenyl)guanidines of the following Formula Ic:

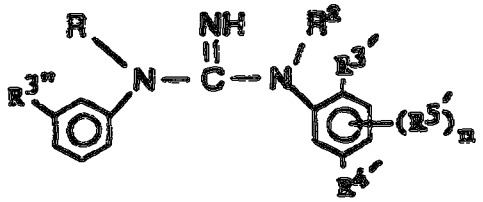

Ic

wherein R and R^2 are the same as defined above for Formula I; each $R^{3'}$, $R^{4'}$, $R^{5'}$ and $R^{3''}$ substituent is independently selected from the same group of substituents as defined above for R^3, R^4 and R^5 for Formula I; and n is an integer of from 0 to 3; and pharmaceutically salts of said compounds. Preferred compounds of Formula Ic include those compounds where at least one of R and R^2 is other than heterocyclic aryl or carbocyclic aryl, e.g. where at least one of R and R^2 is hydrogen or substituted or unsubstituted alkyl, particularly substituted or

This Sheet Has Been Replaced

unsubstituted alkyl having 1 to about 4 carbon atoms. Especially preferred are compounds of Formula Ic are those where one of R and R^2 is hydrogen and the other is substituted or unsubstituted alkyl having 1, 2, 3 or 4 carbon atoms, more preferably where R is methyl, ethyl or propyl and R^2 is hydrogen. Preferred values of n of Formula Ic are 0 and 1.

Also preferred are compounds of Formula IIc, defined the same as for Formula Ic above, but where each substituent, particularly the $R^{3'}$, $R^{4'}$, $R^{5'}$ and $R^{3''}$ substituents, also may be independently alkylsulfinyl having from 1 to about 20 carbon atoms or alkylsulfonyl having from 1 to about 20 carbon atoms. Preferred compounds of Formula IIc include those compounds where at least one of R and R^2 is other than heterocyclic aryl or carbocyclic aryl, e.g. where at least one of R and R^2 is hydrogen or substituted or unsubstituted alkyl, particularly substituted or unsubstituted alkyl having 1, 2 , 3 or 4 carbon atoms. Especially preferred are compounds of Formula IIc are those where one of R and R^2 is hydrogen and the other is substituted or unsubstituted alkyl having 1 to about 4 carbon atoms, more preferably where R is methyl, ethyl or propyl and R^2 is hydrogen. Preferred values of n of Formula IIc are 0 and 1.

Preferred compounds of Formulas I and II exhibit high affinity to the PCP receptor. For at least some therapeutic applications, use of compounds of Formulas I or II that exhibit high affinity to both the PCP receptor and the sigma receptor may be preferred. While not wishing to be bound by theory, it is thought that an agent that has high affinity to both the PCP and sigma receptors can provide effective therapy for the

This Sheet Has Been Replaced

indications mentioned above without the risk of vacuolar injury as exhibited by some prior NMDA receptor antagonists. See, e.g., Olney et al., *Science*, 244:1360-1364 (1989).

Without wishing to be bound by theory, compounds of the invention that contain an alkylsulfinyl and/or alkylsulfonyl group, may be, in effect, "pro-drugs" wherein after administration of the compound to a subject the sulfinyl or sulfonyl group(s) are metabolized (reduced) *in vivo* to the corresponding sulfide moiety. In particular, compounds of the invention that have an aryl substituent that is ring-substituted by one or more alkylsulfinyl and/or alkylsulfonyl group(s) may be effective pro-drugs. Thus, preferred compounds of Formula II include those containing a carbocyclic or heterocyclic group, such as a naphthyl or phenyl group, substituted by one or more alkylsulfinyl or alkylsulfonyl groups having from 1 to about 4 carbon atoms.

Specifically preferred compounds of the present invention include:
N-(3-ethylphenyl)-N,N'-dimethyl-N'-(2,5-dichlorophenyl)guanidine;
N-(3-ethylphenyl)-N-methyl-N'-(2,5-dichlorophenyl)guanidine;
N-(3-ethylphenyl)-N'-(2,5-dichlorophenyl)-N'-methylguanidine;
N-(3-ethylphenyl)-N'-(2,5-dichlorophenyl)guanidine;
N-(3-ethylphenyl)-N-methyl-N'-(2,5-dibromophenyl)guanidine;
N-(3-ethylphenyl)-N'-(2,5-dibromophenyl)-N'-methylguanidine;
N-(3-ethylphenyl)-N'-(2,5-dibromophenyl)guanidine;
N-(3-ethylphenyl)-N-methyl-N'-(2-chloro-5-trifluromethylphenyl)guanidine;
N-(3-ethylphenyl)-N'-(2-chloro-5-trifluoromethylphenyl)guanidine;

This Sheet Has Been Replaced

N-(3-ethylphenyl)-N,N'-dimethyl-N'-(2-bromo-5-trifluoromethylphenyl)guanidine;

N-(3-ethylphenyl)-N-methyl-N'-(2-bromo-5-trifluromethylphenyl)guanidine;

N-(3-ethylphenyl)-N'-(2-bromo-5-trifluoromethylphenyl)guanidine;

N-(3-ethylphenyl)-N-methyl-N'-(2-fluoro-5-trifluromethylphenyl)guanidine;

N-(3-ethylphenyl)-N'-(2-fluoro-5-trifluoromethylphenyl)guanidine;

N-(3-ethylphenyl)-N,N'-dimethyl-N'-(2-chloro-5-ethylphenyl)guanidine;

N-(3-ethylphenyl)-N-methyl-N'-(2-chloro-5-ethylphenyl)guanidine;

N-(3-ethylphenyl)-N'-(2-chloro-5-ethylphenyl)guanidine;

N-(3-ethylphenyl)-N,N'-dimethyl-N'-(2-bromo-5-ethylphenyl)guanidine;

N-(3-ethylphenyl)-N-methyl-N'-(2-bromo-5-ethylphenyl)guanidine;

N-(3-ethylphenyl)-N'-(2-bromo-5-ethylphenyl)guanidine;

N-(3-ethylphenyl)-N,N'-dimethyl-N'-(2-fluoro-5-ethylphenyl)guanidine;

N-(3-ethylphenyl)-N-methyl-N'-(2-fluoro-5-ethylphenyl)guanidine;

N-(3-ethylphenyl)-N'-(2-fluoro-5-ethylphenyl}guanidine;

N-(3-ethylphenyl)-N,N'-dimethyl-N'-(2-chloro-5-methylphenyl);

N-(3-ethylphenyl)-N-methyl-N'-(2-chloro-5-methylphenyl}guanidine;

N-(3-ethylphenyl)-N'-(2-chloro-5-ethylphenyl}guanidine;

N-(3-ethylphenyl)-N'-(2-chloro-5-methylphenyl}guanidine;

N-(3-ethylphenyl)-N-methyl-N'-(2-chloro-5-methylthio}guanidine;

N-(3-ethylphenyl)-N'-(2-chloro-5-methylthio}guanidine;

N-(1-naphthyl)-N'-(2-bromo-5-ethylphenyl)guanidine;

N-(1-naphthyl-N'-(2-fluoro-5-ethylphenyl}guanidine;

N-(1-naphthyl)-N'-(2,5-dichlorophenyl}guanidine;

N-(1-naphthyl)-N'-(2-fluoro-5-methylphenyl)guanidine;

N-(3-ethylphenyl)-N-methyl-N'-(2,4,5-trichlorophenyl}guanidine;

N-(3-ethylphenyl)-N'-(2,4,5-trichlorophenyl}guanidine;

This Sheet Has Been Replaced

N-(3-ethylphenyl)-N-methyl-N'-(2,3,5-trichlorophenyl)guanidine;
N-(3-ethylphenyl)-N'-(2,3,5-trichlorophenyl)guanidine;
N-(1-naphthyl)-N'-(2,4,5-trichlorophenyl)guanidine;
N-(1-naphthyl)-N'-(2,3,5-trichlorophenyl)guanidine;
N-(1-naphthyl)-N'-(2,5-dichlorophenyl)-N'-methylguanidine;
N-(1-naphthyl)-N'-(2-chloro-5-methylphenyl)guanidine;
N-(1-naphthyl)-N'-(2,5-dimethylphenyl)guanidine;
N-(1-naphthyl)-N'-(2,5-dibromophenyl)guanidine;
N-(1-naphthyl)-N'-(2-chloro-5-methylphenyl)-N'-methylguanidine;
N-(1-naphthyl)-N'-(2-5-dimethylphenyl)-N'-methylguanidine;
N-(1-naphthyl)-N'-(2,5-dibromophenyl)-N-methylguanidine;
N-(1-naphthyl)-N'-(2,5-dibromophenyl)-N'-methylguanidine;
N-(1-naphthyl)-N'-(2-chloro-5-thiomethylphenyl)guanidine;
N-(1-naphthyl)-N'-(2-fluoro-5-trifluoromethylphenyl)guanidine;
N-(1-naphthyl)-N'-(2-chloro-5-trifluoromethylphenyl)guanidine;
N-(1-naphthyl)-N'-(2-bromo-5-trifluoromethylphenyl)guanidine;
N-(1-naphthyl)-N'-(2-thiomethyl-5-trifluoromethylphenyl)guanidine;
N-(1-naphthyl)-N'-(2-methoxy-5-methylphenyl)guanidine;
N-(1-naphthyl)-N'-(2-chloro-5-ethylphenyl)guanidine;
N-(1-naphthyl)-N'-(2-chloro-5-ethylphenyl)-N'-methylguanidine;
N-(1-naphthyl)-N'-methyl-N'-(2-chloro-5-thiomethylphenyl)guanidine;
N-(8-quinolinyl)-N'-(2-chloro-5-methylphenyl)guanidine;
N-(8-quinolinyl)-N'-(2-chloro-5-ethylphenyl)guanidine;
N-(8-quinolinyl)-N'-methyl-(2-chloro-5-ethylphenyl)guanidine;
N-(3-methylthiophenyl)-N-methyl-N'-(2-chloro-5-methylthiophenyl)guanidine;
N-(3-methylthiophenyl)-N'-methyl-N'-(2-chloro-5-methylthiophenyl)guanidine;

This Sheet Has Been Replaced

N-(3-methylthiophenyl)-N'-(2-chloro-5-methylthiophenyl)guanidine;
N-(3-methylthiophenyl)-N-methyl-N'-(2-chloro-5-ethylphenyl)guanidine;
N-(3-methylthiophenyl)-N'-methyl-N'-(2-chloro-5-ethylphenyl)guanidine;
N-(3-methylthiophenyl)-N'-(2-chloro-5-ethylphenyl)guanidine;
N-(3-methylthiophenyl)-N-methyl-N'-(2-bromo-5-ethylphenyl)guanidine;
N-(3-methylthiophenyl)-N'-methyl-N'-(2-bromo-5-ethylphenyl)guanidine;
N-(3-methylthiophenyl)-N'-(2-bromo-5-ethylphenyl)guanidine;
N-(3-methylthiophenyl-N-methyl-N'-(2,5-dichlorophenyl)guanidine;
N-(3-methylthiophenyl-N'-methyl-N'-(2,5-dichlorophenyl)guanidine;
N-(3-methylthiophenyl-N'-(2,5-dichlorophenyl)guanidine;
N-(3-methylthiophenyl)-N-methyl-N'-(2,5-dibromophenyl)guanidine;
N-(3-methylthiophenyl)-N'-methyl-N'-(2,5-dibromophenyl)guanidine;
N-(3-methylthiophenyl)-N'-(2,5-dibromophenyl)guanidine;
N-(3-trifluoromethylphenyl)-N-methyl-N'-(2-chloro-5-methylthiophenyl)guanidine;
N-(3-trifluoromethylphenyl)-N'-methyl-N'-(2-chloro-5-methylthiophenyl)guanidine;
N-(3-trifluoromethylphenyl)-N'-(2-chloro-5-methylthiophenyl)guanidine;
N-(3-trifluoromethylphenyl)-N-methyl-N'-(2-chloro-5-ethylphenyl)guanidine;
N-(3-trifluoromethylphenyl)-N'-methyl-N'-(2-chloro-5-ethylphenyl)guanidine;
N-(3-trifluoromethylphenyl)-N'-(2-chloro-5-ethylphenyl)guanidine;
N-(3-trifluoromethylphenyl)-N-methyl-N'-(2-bromo-5-ethylphenyl)guanidine;
N-(3-trifluoromethylphenyl)-N'-methyl-N'-(2-bromo-5-ethylphenyl)guanidine;
N-(3-trifluoromethylphenyl)-N'-(2-bromo-5-ethylphenyl)guanidine;

This Sheet Has Been Replaced

N-(3-trifluoromethylphenyl)-N-methyl-N'-(2,5-dichlorophenyl)guanidine;
N-(3-trifluoromethylphenyl)-N'-methyl-N'-(2,5-dichlorophenyl)guanidine;
N-(3-trifluoromethylphenyl)-N'-(2,5-dichlorophenyl)guanidine;
N-(3-trifluoromethylphenyl)-N-methyl-N'-(2,5-dibromophenyl)guanidine;
N-(3-trifluoromethylphenyl)-N'-methyl-N'-(2,5-dibromophenyl)guanidine;
N-(3-trifluoromethylphenyl)-N'-(2,5-dibromophenyl)guanidine;
N-(3-ethylphenyl)-N-methyl-N'-(2-bromo-5-methylthiophenyl)guanidine;
N-(3-ethylphenyl)-N'-methyl-N'-(2-bromo-5-methylthiophenyl)guanidine;
N-(3-ethylphenyl)-N'-(2-bromo-5-methylthiophenyl)guanidine;
N-(3-methylthiophenyl)-N-methyl-N'-(2-bromo-5-methylthiophenyl)guanidine;
N-(3-methylthiophenyl)-N'-methyl-N'-(2-bromo-5-methylthiophenyl)guanidine;
N-(3-methylthiophenyl)-N'-(2-bromo-5-methylthiophenyl)guanidine;
N-(3-methylthiophenyl)-N-methyl-N'-(2-bromo-5-ethylphenyl)guanidine;
N-(3-methylthiophenyl)-N'-methyl-N'-(2-bromo-5-ethylphenyl)guanidine;
N-(3-methylthiophenyl)-N'-(2-bromo-5-ethylphenyl)guanidine;
N-(3-trifluoromethylphenyl)-N-methyl-N'-(2-bromo-5-methylthiophenyl)guanidine;
N-(3-trifluoromethylphenyl)-N'-methyl-N'-(2-bromo-5-methylthiophenyl)guanidine;
N-(3-trifluoromethylphenyl)-N'-(2-bromo-5-methylthiophenyl)guanidine;
N-(3-bromophenyl)-N-methyl-N'-(2-chloro-5-methylthiophenyl)guanidine;
N-(3-bromophenyl)-N'-methyl-N'-(2-chloro-5-methylthiophenyl)guanidine;
N-(3-bromophenyl)-N'-(2-chloro-5-methylthiophenyl)guanidine;
N-(3-trifluoromethoxyphenyl)-N-methyl-N'-(2,5-dibromophenyl)guanidine;
N-(3-trifluoromethoxyphenyl)-N'-methyl-N'-(2,5-dibromophenyl)guanidine;

This Sheet Has Been Replaced

N-(3-trifluoromethoxyphenyl)-N'-(2,5-dibromophenyl)guanidine;
N-(3-trifluoromethoxyphenyl)-N-methyl-N'-(2-bromo-5-ethylphenyl)guanidine;
N-(3-trifluoromethoxyphenyl)-N'-methyl-N'-(2-bromo-5-ethylphenyl)guanidine;
N-(3-trifluoromethoxyphenyl)-N'-(2-bromo-5-ethylphenyl)guanidine;
N-(3-methylsulfonylphenyl)-N-methyl-N'-(2,5-dibromophenyl)guanidine;
N-(3-methylsulfonylphenyl)-N'-methyl-N'-(2,5-dibromophenyl)guanidine;
N-(3-methylsulfonylphenyl)-N'-(2,5-dibromophenyl)guanidine;
N-(3-methylsulfinylphenyl)-N-methyl-N'-(2,5-dibromophenyl)guanidine;
N-(3-methylsulfinylphenyl)-N'-methyl-N'-(2,5-dibromophenyl)guanidine;
N-(3-methylsulfinylphenyl)-N'-(2,5-dibromophenyl)guanidine;
N-(3-iodophenyl)-N-methyl-N'-(2-chloro-5-methylthiophenyl)guanidine;
N-(3-iodophenyl)-N'-methyl-N'-(2-chloro-5-methylthiophenyl)guanidine;
N-(3-iodophenyl)-N'-(2-chloro-5-methylthiophenyl)guanidine;
N-(3-iodophenyl)-N-methyl-N'-(2-chloro-5-ethylphenyl)guanidine;
N-(3-iodophenyl)-N'-methyl-N'-(2-chloro-5-ethylphenyl)guanidine;
N-(3-iodophenyl)-N'-(2-chloro-5-ethylphenyl)guanidine;
N-(3-ethylphenyl)-N'-(2-chloro-5-ethylthiophenyl)guanidine;
N-(3-ethylphenyl)-N-methyl-N'-(2-chloro-5-ethylthiophenyl)guanidine;
N-(3-ethylphenyl)-N'-methyl-N'-(2-chloro-5-ethylthiophenyl)guanidine;
N-(3-ethylphenyl)-N,N'-dimethyl-N'-(2-chloro-5-ethylthiophenyl)guanidine;
N-(3-ethylphenyl)-N'-(2-bromo-5-ethylthiophenyl)guanidine;
N-(3-ethylphenyl)-N-methyl-N'-(2-bromo-5-ethylthiophenyl)guanidine;
N-(3-ethylphenyl)-N'-methyl-N'-(2-bromo-5-ethylthiophenyl)guanidine;
N-(3-ethylphenyl)-N,N'-dimethyl-N'-(2-bromo-5-ethylthiophenyl)guanidine;

This Sheet Has Been Replaced

N-(3-methylthiophenyl)-N'-(2-chloro-5-ethylthiophenyl)guanidine;
N-(3-methylthiophenyl)-N-methyl-N'-(2-chloro-5-ethylthiophenyl)guanidine;
N-(3-methylthiophenyl)-N'-methyl-N'-(2-chloro-5-ethylthiophenyl)guanidine;
N-(3-methylthiophenyl)-N,N'-dimethyl-N'-(2-chloro-5-ethylthiophenyl)guanidine;
N-(3-methylthiophenyl)-N'-(2-bromo-5-ethylthiophenyl)guanidine;
N-(3-methylthiophenyl)-N-methyl-N'-(2-bromo-5-ethylthiophenyl)guanidine;
N-(3-methylthiophenyl)-N'-methyl-N'-(2-bromo-5-ethylthiophenyl)guanidine;
N-(3-methylthiophenyl)-N,N'-dimethyl-N'-(2-bromo-5-ethylthiophenyl)guanidine;
N-(3-trifluoromethylphenyl)-N'-(2-chloro-5-ethylthiophenyl)guanidine;
N-(3-trifluoromethylphenyl)-N-methyl-N'-(2-chloro-5-ethylthiophenyl)guanidine;
N-(3-trifluoromethylphenyl)-N'-methyl-N'-(2-chloro-5-ethylthiophenyl)guanidine;
N-(3-trifluoromethylphenyl)-N,N'-dimethyl-N'-(2-chloro-5-ethylthiophenyl)guanidine;
N-(3-trifluoromethylphenyl)-N'-(2-bromo-5-ethylthiophenyl)guanidine;
N-(3-trifluoromethylphenyl)-N-methyl-N'-(2-bromo-5-ethylthiophenyl)guanidine;
N-(3-trifluoromethylphenyl)-N'-methyl-N'-(2-bromo-5-ethylthiophenyl)guanidine;
N-(3-trifluoromethylphenyl)-N,N'-dimethyl-N'-(2-bromo-5-ethylthiophenyl)guanidine;

This Sheet Has Been Replaced

N-(3-ethylphenyl)-N'-(2-chloro-5-trifluoromethylthiophenyl)guanidine;
N-(3-ethylphenyl)-N-methyl-N'-(2-chloro-5-trifluoromethylthiophenyl)guanidine;
N-(3-ethylphenyl)-N'-methyl-N'-(2-chloro-5-trifluoromethylthiophenyl)guanidine;
N-(3-ethylphenyl)-N,N'-dimethyl-N'-(2-chloro-5-trifluoromethyl thiophenyl)guanidine;
N-(3-ethylphenyl)-N'-(2-bromo-5-trifluoromethylthiophenyl)guanidine;
N-(3-ethylphenyl)-N-methyl-N'-(2-bromo-5-trifluoromethyl thiophenyl)guanidine;
N-(3-ethylphenyl)-N'-methyl-N'-(2-bromo-5-trifluoromethyl thiophenyl)guanidine;
N-(3-ethylphenyl)-N,N'-dimethyl-N'-(2-bromo-5-trifluoromethyl thiophenyl)guanidine;
N-(3-methylthiophenyl)-N'-(2-chloro-5-trifluoromethyl thiophenyl)guanidine;
N-(3-methylthiophenyl)-N-methyl-N'-(2-chloro-5-trifluoromethyl thiophenyl)guanidine;
N-(3-methylthiophenyl)-N'-methyl-N'-(2-chloro-5-trifluoromethyl thiophenyl)guanidine;
N-(3-methylthiophenyl)-N,N'-dimethyl-N'-(2-chloro-5-trifluoromethyl thiophenyl)guanidine;
N-(3-methylthiophenyl)-N'-(2-bromo-5-trifluoromethyl thiophenyl)guanidine;
N-(3-methylthiophenyl)-N-methyl-N'-(2-bromo-5-trifluoromethyl thiophenyl)guanidine;
N-(3-methylthiophenyl)-N'-methyl-N'-(2-bromo-5-trifluoromethyl thiophenyl)guanidine;

This Sheet Has Been Replaced

N-(3-methylthiophenyl)-N,N'-dimethyl-N'-(2-bromo-5-trifluoromethyl thiophenyl)guanidine;

N-(3-trifluoromethylphenyl)-N'-(2-chloro-5-trifluoromethyl thiophenyl)guanidine;

N-(3-trifluoromethylphenyl)-N-methyl-N'-(2-chloro-5-trifluoromethyl thiophenyl)guanidine;

N-(3-trifluoromethylphenyl)-N'-methyl-N'-(2-chloro-5-trifluoromethyl thiophenyl)guanidine;

N-(3-trifluoromethylphenyl)-N,N'-dimethyl-N'-(2-chloro-5-trifluoromethyl thiophenyl)guanidine;

N-(3-trifluoromethylphenyl)-N'-(2-bromo-5-trifluoromethyl thiophenyl)guanidine;

N-(3-trifluoromethylphenyl)-N-methyl-N'-(2-bromo-5-trifluoromethyl thiophenyl)guanidine;

N-(3-trifluoromethylphenyl)-N'-methyl-N'-(2-bromo-5-trifluoromethyl thiophenyl)guanidine;

N-(3-trifluoromethylphenyl)-N,N'-dimethyl-N'-(2-bromo-5-trifluoromethyl thiophenyl)guanidine;

N-(1-naphthyl)-N'-(2-chloro-5-methylthiophenyl)guanidine;

N-(1-naphthyl)-N'-(2-iodo-5-methylthiophenyl)guanidine;

N-(1-naphthyl)-N'-(2-bromo-5-methylthiophenyl)guanidine;

and pharmaceutically acceptable salts of said compounds.

Also specifically preferred are compounds specifically identified above and having one or more additional guanidine substituents (i.e., R, R^1 or R^2 substituents of Formulas I or II) that are other than hydrogen, particularly one or more additional substituents that are substituted or unsubstituted alkyl, especially unsubstituted methyl, ethyl, propyl, butyl,

This Sheet Has Been Replaced

pentyl or hexyl, more preferably unsubstituted methyl, ethyl or propyl. For example, tetra-substituted compounds are particularly preferred such as di-alkyl-, di-aryl-substituted compounds such as N-(3-ethylphenyl)-N,N'-dimethyl-N'-(2,5-dibromophenyl)guanidine, N-(3-ethylphenyl)-N,N'-dimethyl-N'-(2-chloro-5-trifluromethylphenyl)guanidine, and the like.

In a further aspect, the invention provides compounds of Formula II', which Formula II' is defined the same as Formula II above but where each of the substituents R^3, R^4 and each R^5 also may be independently nitro, cyano, substituted or unsubstituted alkanoyl or substituted or unsubstituted carboxyl. Suitable and preferred substituents of compounds of Formula II as disclosed herein are also suitable and preferred substituents of Formula II'. Suitable alkanoyl groups of Formula II' have 1 to about 8 carbon atoms, more preferably 1 to about 4 carbon atoms. Acyl is a particularly suitable alkanoyl group. Carboxyl groups of Formula II' include acid and ester groups of the formula $-(CH_2)_nCOOY$ where n is an integer equal to 0 to about 8, more preferably 1, 2, 3 or 4, and Y is hydrogen or substituted or unsubstituted alkyl, preferably have 1 to about 6 carbon atoms, or 1 to about 3 carbon atoms. Compounds of Formula II' can be prepared as disclosed herein for synthesis of compounds of Formulas I and II. The invention also includes use of compounds of Formula II' for the methods of treatment disclosed herein, in the same manner as described for Formulas I and II.

Compounds of Formulas I and II can be readily prepared by the reaction of an amine, typically an amine salt such as an amine hydrochloride, with a preformed alkyl or aryl cyanamide (see S.R. Safer,

This Sheet Has Been Replaced

et al., *J. Org. Chem.*, 13:924 (1948)) or the corresponding N-substituted alkyl or aryl cyanamide. This is a particularly suitable method for producing N,N'-diaryl-N'-alkyl guanidines in which the substituents are not identical. For a synthesis of asymmetrical guanidines, see G.J. Durant, et al., *J. Med. Chem.*, 28:1414 (1985), and C.A. Maryanoff, et al., *J. Org. Chem.*, 51:1882 (1986), incorporated by reference herein. For additional discussion of guanidine synthesis, see PCT application WO 91/12797 and U.S. Patents Nos. 5,093,525, 5,262,568 and 5,265,568, all incorporated by reference herein. See also H.W.J. Cressman, *Org. Syn. Coll.*, 3:608-609 (1955); M.P. Kavanaugh, et al., *Proc. Natl. Acad. Sci. USA*, 85:2844-2848 (1988); and E. Weber, et al., *Proc. Natl. Acad. Sci. USA*, 83:8784-8788 (1986), all incorporated herein by reference.

More particularly, compounds of Formulas I and II can be prepared suitably by reaction of an appropriate amine salt such an amine hydrochloride with a slight molar excess (e.g., ca. 1.1 molar equivalent) of a substituted cyanamide in a suitable solvent such as toluene or chlorobenzene under an inert atmosphere such as argon or nitrogen. The reaction solution is then heated from about 110° to 120°C for 2 to about 16 hours until reaction completion, e.g. as indicated by thin layer chromatography. The reaction solution is then cooled to room temperature, and then preferably diluted with a solvent such as absolute alcohol. The solvent is then removed under reduced pressure to provide the desired substituted guanidine. The crude product then can be purified by recrystallization and/or flash chromatography, e.g. by elution on silica gel (60-200 mesh, 50x w/w) with 5-25% methanol in ethyl acetate. Suitable recrystallization solvents include an ethanol/ethyl

This Sheet Has Been Replaced

acetate mixture or an ethanol/ether mixture. The cyanamide and amine reagents with appropriate substituents (i.e., R, R^1, R^2 and R^3,R^4,R^5-substituted phenyl substituents), are commercially available or can be readily prepared by known procedures. For example, the cyanamide starting material can be synthesized from the correspondingly substituted amine by treatment with cyanogen bromide (BrCN) in suitable solvent such as dry ethyl ether. The amine hydrochloride can be obtained by treatment of an appropriate amine with an excess of HCl. For example, a 2,5-substituted aniline hydrochloride salt can be prepared by adding methanolic HCl to a cooled solution of the substituted aniline and then stirring at room temperature for about 30 minutes. An alkylsulfinyl-substituted or alkylsulfonyl-substituted reagent, that can provide correspondingly substituted compounds of the invention as described above, can be provided by oxidation (e.g., H_2O_2) of alkylthio-substituted reagents. See, for instance, Example 5 which follows.

As discussed above, the present invention includes methods for treating or preventing certain neurological disorders, including the consequences of stroke or traumatic brain injury, epilepsy or neurodegenerative diseases comprising the administration of an effective amount of one or more guanidines of Formulas I or II to a subject including a mammal, particularly a human, in need of such treatment. In particular, the invention provides methods for treatment and/or prophylaxis of nerve cell death resulting e.g. from hypoxia, hypoglycemia, brain or spinal cord ischemia, brain or spinal cord trauma, stroke, heart attack or drowning. Typical candidates for treatment include e.g. heart attack, stroke, brain or spinal cord injury patients,

This Sheet Has Been Replaced

patients undergoing major surgery such as heart surgery where brain ischemia is a potential complication and patients such as divers suffering from decompression sickness due to gas emboli in the blood stream.

In particular, the invention provides methods for treatment which comprise administration of one or more compounds of the invention to a patient that is undergoing surgery or other procedure where brain or spinal cord ischemia is a potential risk. For example, carotid endarterectomy is a surgical procedure employed to correct atherosclerosis of the carotid arteries. Major risks associated with the procedure include intraoperative embolization and the danger of hypertension in the brain following increased cerebral blood flow, which may result in aneurism or hemorrhage. Thus, an effective amount of one or more compounds of the present invention could be administered pre-operatively or peri-operatively to reduce such risks associated with carotid endarterectomy.

The present invention further includes methods for prophylaxis against neurological deficits resulting from coronary artery bypass grafts and aortic valve replacement surgery. Those methods will comprise administering to a patient undergoing such surgical procedures an effective amount of one or more compounds of the invention, typically either pre-operatively or peri-operatively.

The present invention also provides methods for prophylaxis against neurological injury for patients undergoing myocardial infarction, a procedure that can result in ischemic insult to the patient. Such methods will comprise administering to a patient undergoing such

This Sheet Has Been Replaced

surgical procedure an effective amount of one or more compounds of the invention, typically either pre-operatively or peri-operatively.

Also provided are methods for treating or preventing neuropathic pain such as may experienced by cancer patients, persons having diabetes, amputees and other persons who may experience neuropathic pain. These methods for treatment comprise administration of an effective amount of one or more compounds of Formulas I or II to a patient in need of such treatment.

Further provided are methods of ameliorating the neurotoxic effect induced by glutamate interacting with the NMDA receptor of a nerve cell, comprising administering to a subject, such as a mammal, particularly a human, exhibiting symptoms of or susceptible to such neurotoxic effect, one or more compounds of Formulas I or II in an amount effective to ameliorate the neurotoxic effect.

This invention also provides methods of inhibiting NMDA receptor-ion channel related neurotoxicity comprising administering to a subject in need thereof such as a mammal, particularly a human, one or more compounds of Formulas I or II in an amount effective to inhibit or prevent the neurotoxicity.

The invention further provides a method of treating Korsakoff's disease, a chronic alcoholism-induced condition, comprising administering to a subject including a mammal, particularly a human, one or more compounds of Formula I or Formula II in an amount effective to treat the disease. Pretreatment of animals with the NMDA

This Sheet Has Been Replaced

antagonist MK-801 (Merck Index, monograph 3392, 11th ed., 1989) markedly attenuates the extent of cell loss, hemorrhages and amino acid changes in a rat model of Korsakoff's disease. See P.J. Langlais, et al., *Soc. Neurosci. Abstr.*, 14:774 (1988). Therefore, compounds of the present invention have utility for the attenuation of cell loss, hemorrhages and amino acid changes associated with Korsakoff's disease.

The invention also provides methods for determining binding activity of compounds of the invention, e.g. binding activity to NMDA receptors, as well as *in vitro* and *in vivo* binding activity diagnostic methods using one or more radiolabelled compounds of Formula I or Formula II, e.g., a compound of the invention that is labeled with ^{125}I, tritium, ^{32}P, ^{99}Tc, or the like, preferably ^{125}I. For instance, a compound of the invention having a phenyl substituent that is ring substituted with one or more ^{125}I groups can be administered to a mammal and the subject then scanned for binding of the compound to NMDA receptors. Specifically, single photon emission computed tomography ("SPECT") can be employed to detect such binding. Such an analysis of the mammal could e.g. aid in the diagnosis and treatment of acute cerebral ischemia.

Accordingly, the invention includes compounds of Formula I or II that contain a radiolabel such as ^{125}I, tritium, ^{32}P, ^{99}Tc, or the like, preferably ^{125}I. Such radiolabelled compounds can be suitably prepared by procedures known in the synthesis art. For example, a compound of the invention having an aromatic group, such as phenyl, that has a bromo or chloro ring substituent can be employed in an exchange

This Sheet Has Been Replaced

labeling reaction to provide the corresponding compound having an ^{125}I ring substituent.

Certain pharmacological activity of compounds of Formulas I and II can be determined by, e.g., a method involving: (a) determining the binding affinity with respect to the PCP receptor by competitive displacement of tritiated MK-801; (b) *in vitro* cytotoxicity studies measuring the ability of the compound to prevent nerve cell death caused by exposure to glutamate; and (c) determination of *in vivo* neuroprotective ability using animal models.

Evaluation of the binding activity of compounds of Formulas I and II with respect to the PCP receptor is suitably performed using radioligand binding assays. The compounds are tested to determine their ability to displace tritiated MK-801 which is used to label PCP receptors. Evaluating the competitive displacement binding data, the preferred compounds are those which exhibit a high affinity (i.e., low IC_{50} value) for the PCP receptors. Under such PCP binding activity studies, an IC_{50} value of at most about 1 μM, preferably at most about 0.5 μM, indicates a high binding affinity.

As discussed above, under sigma binding studies an IC_{50} value of less than 1 μM indicates a high binding affinity of a compound to the sigma receptor. The sigma receptor binding assay, preferably against ^3H-DTG, may be performed as disclosed by E. Weber, et al., *Proc. Natl. Acad. Sci (USA)*, 83:8784-8788 (1986), which is incorporated by reference herein.

This Sheet Has Been Replaced

Compounds of Formulas I and II may be used in therapy in conjunction with other medicaments. For example, for treatment of a stroke victim, one or more compounds of Formulas I or II may be suitably administered together with a pharmaceutical targeted for interaction in the blood clotting mechanism such as streptokinase, tPA, urokinase and other agents that lyse clots.

As discussed above, preferred guanidines of Formulas I and II exhibit high affinity for the PCP receptor. Thus, in addition to the treatment of neurodegeneration and related conditions discussed above, the guanidines of the present invention may also be used as a pharmacological tool in an animal model for the screening of potential PCP receptor ligands.

The compounds of this invention can be administered intranasally, orally or by injection, e.g., intramuscular, intraperitoneal, subcutaneous or intravenous injection, or by transdermal, intraocular or enteral means. The optimal dose can be determined by conventional means. Guanidines of the present invention are suitably administered to a subject in the protonated and water-soluble form, e.g., as a pharmaceutically acceptable salt of an organic or inorganic acid, e.g., hydrochloride, sulfate, hemi-sulfate, phosphate, nitrate, acetate, oxalate, citrate, maleate, etc.

The compounds of this invention can be employed, either alone or in combination with one or more other therapeutic agents as discussed above, as a pharmaceutical composition in mixture with conventional excipient, i.e., pharmaceutically acceptable organic or inorganic carrier

This Sheet Has Been Replaced

substances suitable for parenteral, enteral or intranasal application which do not deleteriously react with the active compounds and are not deleterious to the recipient thereof. Suitable pharmaceutically acceptable carriers include but are not limited to water, salt solutions, alcohol, vegetable oils, polyethylene glycols, gelatin, lactose, amylose, magnesium stearate, talc, silicic acid, viscous paraffin, perfume oil, fatty acid monoglycerides and diglycerides, petroethral fatty acid esters, hydroxymethyl-cellulose, polyvinylpyrrolidone, etc. The pharmaceutical preparations can be sterilized and if desired mixed with auxiliary agents, e.g., lubricants, preservatives, stabilizers, wetting agents, emulsifiers, salts for influencing osmotic pressure, buffers, colorings, flavorings and/or aromatic substances and the like which do not deleteriously react with the active compounds.

For parenteral application, particularly suitable are solutions, preferably oily or aqueous solutions as well as suspensions, emulsions, or implants, including suppositories. Ampules are convenient unit dosages.

For enteral application, particularly suitable are tablets, dragees or capsules having talc and/or carbohydrate carrier binder or the like, the carrier preferably being lactose and/or corn starch and/or potato starch. A syrup, elixir or the like can be used wherein a sweetened vehicle is employed. Sustained release compositions can be formulated including those wherein the active component is protected with differentially degradable coatings, e.g., by microencapsulation, multiple coatings, etc.

This Sheet Has Been Replaced

Intravenous or parenteral administration, e.g., sub-cutaneous, intraperitoneal or intramuscular administration are preferred. The compounds of this invention are particularly valuable in the treatment of mammalian subjects, e.g., humans, wherein the pathophysiology of the disease involves excessive excitation of nerve cells by agonists of the NMDA receptor. Typically, such subjects include those afflicted with neurodegenerative diseases such as Parkinson's disease, Huntington's disease, Amyotrophic Lateral Sclerosis, Alzheimer's disease, Down's Syndrome and Korsakoff's disease. Also suitable for treatment are those subjects suffering from or likely to suffer from nervous system dysfunctions resulting from, for example, epilepsy or nerve cell degeneration which is the result of hypoxia, hypoglycemia, brain or spinal chord ischemia or brain or spinal chord trauma. As discussed above, typical candidates for treatment include heart attack, stroke, brain or spinal cord injury patients, patients undergoing major surgery where brain or spinal cord ischemia is a potential complication and patients such as divers suffering from decompression sickness due to gas emboli in the blood stream.

It will be appreciated that the actual preferred amounts of active compounds used in a given therapy will vary according to the specific compound being utilized, the particular compositions formulated, the mode of application, the particular site of administration, etc. Optimal administration rates for a given protocol of administration can be readily ascertained by those skilled in the art using conventional dosage determination tests conducted with regard to the foregoing guidelines. In general, a suitable effective dose of one or more compounds of Formula I or Formula II, particularly when using the more potent

This Sheet Has Been Replaced

compound(s) of Formulas I or II, will be in the range of from 0.01 to 100 milligrams per kilogram of bodyweight of receipent per day, preferably in the range of from 0.01 to 20 milligrams per kilogram bodyweight of recipient per day, more preferably in the range of 0.05 to 4 milligrams per kilogram bodyweight of recipient per day. The desired dose is suitably administered once daily, or several sub-doses, e.g. 2 to 4 sub-doses, are administered at appropriate intervals through the day, or other appropriate schedule. Such sub-doses may be administered as unit dosage forms, e.g., containing from 0.05 to 10 milligrams of compound(s) of Formula I or II per unit dosage, preferably from 0.2 to 2 milligrams per unit dosage.

As with prior guanidines such as those reported in U.S. Patent No. 1,411,713, the guanidines of the present invention should have utility as rubber accelerators.

The entire text of all applications, patents and publications cited above and below are incorporated by reference herein.

The following non-limiting examples are illustrative of the invention.

GENERAL COMMENTS

In the following examples, melting points (mp) were determined in open capillary tubes on a Thomas-Hoover apparatus (compounds melting < 230°C) and are uncorrected. The NMR spectra of all compounds were recorded on a General Electric QE-300 or Bruker 300, and chemical shifts are reported in ppm relative to the residual signal of the

This Sheet Has Been Replaced

deuterated solvent ($CHCl_3$, 7.26 ppm; HCD_2OD, 3.30 ppm; TMS, 0.00 ppm). IR spectra were recorded on a Nicolet 5DXB FT-IR, or a Perkin-Elmer model 1420 in $CHCl_3$ or neat. IR and NMR spectra of all compounds are consistent with their assigned structures. Elemental analyses were performed by M-H-W Laboratories (Phoenix, AZ), or Galbraith Laboratories (Knoxville, TN). 1-Naphthylamine, cyanogen bromide, 3-ethylaniline and chlorobenzene were obtained from Aldrich Chemical Company, and were used as received. All other solvents were reagent grade. 1-Naphthyl cyanamide that can be used to prepare compounds of Examples 27-46 and 51 is suitably prepared by the following procedure. To a solution of 20.0 g (140 mMol) 1-naphthylamine in ether at 0°C was added by cannulation a solution of 17.5 mL (87.5 mMol) BrCN (5.0 M in CH_3CN; Aldrich). After 0.5 hours the cooling bath was removed and the mixture was stirred at room temperature overnight (14 hours). A crystalline precipitate of the amine•HBr was formed, which was filtered off under suction, and washed with ethyl acetate (15 mL x 3). The filtrate was concentrated in vacuo to provide 12.5 g of a purple colored solid of the crude cyanamide, whose TLC showed the presence of minor amounts of the hydrobromide amine salt. The crude solid was stirred with water (200 mL) for 1 hour, after which filtration under suction left a pinkish solid which was dried in a vacuum oven overnight to afford 9.2 g, (78.3%) of the pure 1-naphthyl cyanamide.

EXAMPLE 1 - Preparation of N-(3-ethylphenyl)-N-methyl-N'-2,5-dichlorophenyl)guanidine hydrochloride (Formula I: hydrochloride salt of R = 3-ethylphenyl, $R^1 = CH_3$, $R^2 = H$, $R^3 = R^4 = Cl$, n = 0).

This Sheet Has Been Replaced

Part 1: Preparation of N-(3-ethylphenyl)-N-methylcyanamide

Step A: 3-ethylphenylcyanamide

A solution of cyanogen bromide (11.36 g, 107 mmol) in anhydrous diethylether (50 mL) was added slowly to a stirred solution of 3-ethylaniline (20.8 g, 171 mmol) in diethylether at 4°C. After the addition, the reaction mixture was stirred at 24°C for 12 hours and it became a brown solution with a white precipitate. The precipitate was filtered off; the filtrate was washed with aqueous HCl (1N, 3 x 150 mL) and brine (60 mL). Then the etherate solution was dried over $MgSO_4$, filtered, and concentrated to yield a thick liquid. The crude product was further purified by chromatography (SiO_2, hexanes, hexanes/CH_2Cl_2, CH_2Cl_2) to afford 3-ethylphenylcyanamide (11.6 g, 76% in yield) as a liquid.

Step B: N-(3-ethylphenyl)-N-methylcyanamide

A suspension of 3-ethylphenylcyanamide (4.65 g, 31.8 mmol) and sodium hydride (2.55 g of 80% NaH in mineral oil suspension, 63.6 mmol of NaH) in dried THF was heated at reflux for 3 hours. The reaction mixture was cooled in an ice bath and methyl iodide (11.28 g, 79.5 mmol) was added dropwise with stirring to the mixture. The reaction mixture was then allowed to stir for 15 hours, followed by the successive addition of MeOH (10 mL). The reaction mixture was then concentrated to dryness to give the crude product. Distilled water (40 mL) was added to this crude product and the aqueous mixture and was extracted with CH_2Cl_2 (4 x 40 mL). The combined organic extracts were washed with water (3 x 30 mL) and then dried over $MgSO_4$. The solvent was removed to afford the crude product as an amber syrup. Flash chromatography (SiO_2, CH_2Cl_2) of the crude product afforded 4.2 g (75% yield) of the desired product.

This Sheet Has Been Replaced

Part 2: Preparation of 2,5-Dichloroaniline Hydrochloride

To a solution of 2,5-dichloroaniline (Aldrich, 1.5 g, 9 mmol) in methanol (10 mL) was added methanolic HCl (1M, 30 mL) at 4°C, then the reaction mixture was stirred at 25°C for 30 minutes. The resulting solution was then evaporated and dried under vacuum to afford 1.6 g of 2,5-dichloroaniline hydrochloride (88% yield).

Part 3: Guanidine Synthesis

A mixture of N-(3-ethylphenyl)-N-methylcyanamide (520 mg, 3.3 mmol), 2,5-dichloroanaline hydrochloride (600 mg, 3 mmol), and chlorobenzene (2 mL) were combined in a dry round button flask equipped with a water cooled condenser under nitrogen and placed in a preheated oil bath (150-160°C). The reaction mixture was heated for 4 hours. After cooling, the crude reaction product was purified by crystallization from chlorobenzene/diethylether. The resulting crystals were collected by filtration, washed with diethylether, and dried in a vacuum oven (40°C, 15 hours) to yield the title compound, N-(3-ethylphenyl)-N-methyl-N'-(2,5-dichlorophenyl)guanidine hydrochloride, as a white solid (760 mg, 72% yield).

TLC: R_f=0.45 (10% MeOH/CH_2Cl_2); mp: 162-163°C; ^{1}H NMR (CD_3OD): δ 7.53-7.23 (m, 7H, Ar-H), 3.48 (s, 3H, CH_3), 2.70 (q, J=7.6Hz, 2H, CH_2), 1.26 (t, J=7.6 Hz, 3H, CH_3); MS(EI): m/e 322 (M^+ for the free base); Anal.: $C_{16}H_{17}Cl_2N_3$•HCl; Calcd. (%): C: 53.57, H: 5.05, N: 11.71; Found (%): C: 53.66, H: 5.20, N: 11.71.

EXAMPLE 2 - Preparation of N-(3-ethylphenyl)-N-methyl-N'-(2,5-dibromophenyl)guanidine hydrochloride (Formula I: hydrochloride salt of R=3-ethylphenyl, R^1=CH_3, R_2=H, R_3=R_4=Br, n=0).

This Sheet Has Been Replaced

Part 1: Preparation of 2,5-dibromoaniline hydrochloride

To a solution of 2,5-dibromoaniline (Aldrich, 1.5 g, 6 mmol) in methanol (5 mL) was added methanolic HCl (1M, 30 mL) at 4°C, then the reaction mixture was stirred at 25°C for 30 minutes. The reaction mixture became a light brown solution with a white precipitate. The precipitate was collected by filtration, washed with diethylether (2 mL), and dried under vacuum to afford 1.6 g of 2,5-dibromoaniline hydrochloride (93% yield).

Part 2: Guanidine Synthesis

A mixture of N-(3-ethylphenyl)-N-methylcyanamide (520 mg, 3.3 mmol), 2,5-dibromoaniline hydrochloride (861 mg, 3 mmol), and chlorobenzene (2 mL) were combined in a dry round bottom flask equipped with water cooled condenser under nitrogen and placed in a preheated oil bath (150-160°C). The reaction mixture was heated for 3 hours. After cooling, the crude reaction product was purified by crystallization from chlorobenzene/diethylether. The resulting crystals were collected by filtration, washed with diethylether, and dried in a vacuum oven (40°C, 15 hours) to yield the title compound, N-(3-ethylphenyl)-N-methyl-N'-(2,5-dibromophenyl)guanidine hydrochloride, as a white solid (780 mg, 59% yield).

TLC: R_f=0.5 (10% MeOH/CH_2Cl_2); mp: 217-218°C; ^{1}H NMR (CD_3OD): δ 7.56-7.20 (m, 7H, Ar-H), 3.41 (s, 3H, CH_3), 2.62 (q, J=7.7Hz, 2H, CH_2), 1.18 (t, J=7.7Hz, 3H, CH_3); MS(EI): m/e 411 (M^+ for the free base); Anal.: $C_{16}H_{17}Br_2N_3$•HCl; Calcd. (%): C: 42.93, H: 4.05, N: 9.39; Found (%): C: 42.90, H: 4.01, N: 9.13.

This Sheet Has Been Replaced

EXAMPLE 3 - Preparation of N-(3-ethylphenyl)-N'-(2,5-dichlorophenyl)guanidine mesylate (Formula I: mesylate of R = 3-ethylphenyl, $R^1 = R^2 = H$, $R^3 = R^4 = Cl$, n = 0).

Part 1: Preparation of 2,5-dichlorophenylcyanamide

To a heterogeneous slurry of 2,5-dichloroaniline (3.0 g, 18.5 mmol) in 60 mL of water at 4°C was added solid BrCN (1.22 g, 11.3 mmol) slowly. After 5 minutes the cooling bath was removed and the heterogeneous reaction mixture was stirred at room temperature for 24 hours to yield the product in water suspension. The product was collected by filtration, washed with water (100 mL), and dried under vacuum to yield the pure product (2 g, 60% yield).

Part 2: Preparation of 3-ethylaniline mesylate

To a solution of 3-ethylaniline (Aldrich, 4.84 g, 40 mmol) in methanol (10 mL) was added methanesulfonic acid (4.4 g, 45 mmol) at 4°C, then the reaction mixture was stirred at 25°C for 30 minutes to yield a solution with white precipitates. The precipitates were collected by filtration, washed with ether, and dried under vacuum to afford 7.7 g of 3-ethylaniline mesylate (7.7 g, 91% yield).

Part 3: Guanidine Synthesis

A mixture of 2,5-dichlorophenylcyanamide (1.02 g, 5.5 mmol), 3-ethylaniline mesylate (1.1 g, 5 mmol), and chlorobenzene (15 mL) were combined in a dry round bottom flask equipped with a water cooled condenser under nitrogen and placed in a preheated oil bath (150-160°C). The reaction mixture was heated for 2 hours. After cooling, the crude reaction product was purified by crystallization from

This Sheet Has Been Replaced

chlorobenzene/diethylether. The resulting crystals were collected by filtration, washed with diethylether, and dried in a vacuum oven (40°C, 15 hours) to yield the title compound, N-(3-ethylphenyl)-N'-(2,5-dichlorophenyl)guanidine mesylate, as a white solid (1.5 g, 75% yield). TLC: R_f=0.4 (10% MeOH/CH_2Cl_2); mp: 220-221°C; ^{1}H NMR (300 MHz, CD_3OD): δ 7.58-7.17 (m, 7H, Ar-H), 2.68 (s, 3H, SO_3CH_3), 2.68 (m, 2H, CH_3), 1.24 (t, J=7.6Hz, CH_3); Anal: $C_{18}H_{19}Cl_2N_3O_3$; Calcd. (%): C: 47.83, H: 4.74, N: 10.39; Found (%): C: 47.44, H: 4.64, N: 10.27.

EXAMPLE 4 - Preparation of N-(3-ethylphenyl)-N'-(2-chloro-5-ethylphenyl)guanidine mesylate (Formula I: mesylate of R=3-ethylphenyl, R^1=R^2=H, R^3=Cl, R^4=CH_2CH_3, n=0).

Part 1: Preparation of 2-chloro-5-ethylphenylcyanamide

To a heterogeneous slurry of 2-chloro-5-ethylaniline (1.6 g, 10 mmol) in 60 mL of water at 4°C was added solid BrCN (0.848 g, 8 mmol) slowly. After 5 minutes the cooling bath was removed and the heterogeneous reaction mixture was stirred at room temperature for 24 hours to yield the product in water suspension. The precipitates were collected by filtration, washed with water (100 mL), and dried under vacuum to yield the pure title compound (1.45 g, 80% yield).

Part 2: Guanidine Synthesis

A mixture of 2-chloro-5-ethylphenylcyanamide (0.6 g, 3.08 mmol), 3-ethylaniline mesylate (0.64 g, 2.93 mmol), and chlorobenzene (12 mL) were combined in a dry round bottom flask equipped with a water cooled condenser under nitrogen and placed in a preheated oil

This Sheet Has Been Replaced

bath (150-160°C). The reaction mixture was heated for 3 hours. After cooling, the crude reaction product was purified by crystallization from chlorobenzene/diethylether. The resulting crystals were collected by filtration, washed with diethylether, and dried in a vacuum oven (40°C, 15 hours) to yield the title compound, N-(3-ethylphenyl)-N'-(2-chloro-5-ethylphenyl)guanidine mesylate, as a white solid (1.1 g, 91% yield).

TLC: R_f=0.4 (10% MeOH/CH_2Cl_2); mp: 162-163°C; ^{1}H NMR (300 MHz, CD_3OD): δ 7.48-7.17 (m, 7H, Ar-H), 2.69 (s, 3H, SO_3CH_3), 2.67 (q, J=7.6Hz, 4H), (H_2), 1.24 (t, J=7.5Hz, 6H, CH_3); Anal.: $C_{18}H_{24}ClN_3SO_3$; Calcd. (%): C: 54.33, H: 6.08, N: 10.56; Found (%): C: 53.98, H: 6.14, N: 10.40.

EXAMPLE 5

Other substituted aniline intermediates, suitable for reaction with an appropriate cyanamide compound to provide compounds of the invention as described above, are either commercially available or can be prepared by methods generally known to those skilled in the synthesis art. The following Examples 5a through 5d disclose procedures for preparation of four different substituted aniline compounds that are suitably used to prepare compounds of the invention, including e.g. the compounds of Examples 23, 58, 64, 69 and 70 which follow.

Example 5a - Preparation of 2-Bromo-5-methylthioaniline hydrochloride

To a stirred solution (cooled to 16-19°C) of 2-bromo-5-(methylthio)benzoic acid (1.5 g, 6.07 mmol, prepared by the method described in Kuenzle, F., et al., *Helv. Chim. Acta.*, 52(3):622-628 (1969)) in DMF (17 mL) was added triethylamine (1.05 mL, 7.28 mmol).

This Sheet Has Been Replaced

After stirring briefly, diphenyphosphoryl azide (1.7 mL, 7.59 mmol) was added by an addition funnel over a 15 minute period. After 2 hours of stirring at ambient temperature, thin layer chromatography (SiO_2, cyciohexane/ethyl acetate 8:1) showed the reaction was completed. To this solution was added distilled water (7 mL) and the mixture was then heated to 65°C for 2 hours.

The reaction mixture was concentrated in vacuo at 45°C to afford a light yellow, syrupy residue. After adding water (50 mL) to this residue, saturated potassium carbonate was added until pH 9. The mixture was then extracted with 40 mL of methylene chloride two times. The combined extracts were washed with brine, dried over $MgSO_4$ and concentrated in vacuo to yield a yellow oil. The yellow oil was dissolved in 10 mL of ether and added HCl/ether (10 mL, 1N) to provide a white precipitate. The solid was collected by filtration and further purified by column chromatography ($SiO2_2$, hexanes/EtOAc: 100%-80%). The final product was a white solid (0.6 g, 39% in yield); ^1H NMR (CD_3OD): δ (ppm) 7.76 (d, 1H, 8.5 Hz), 7.20 (s, 1H), 7.18 (d, 1H), 2.50 (s, 3H, CH_3); Anal: $C_7H_8BrNS^oHCl$; Calcd. (%): C: 33.03, H: 3.56, N: 5.50; Found (%): C: 33.00, N: 3.52, N: 5.59.

Example 5b - Preparation of N-Methyl-3-methylsulfinylaniline hydrochloride

Part 1: N-Methyl-(3-methylthiophenyl)amine: 3-Methylmercaptoaniline (5 g, 34.8 mmol) was dissolved in formic acid (1.92 mL, 49 mmol) and heated to 100-105°C under argon for overnight. The reaction mixture was cooled to room temperature and extracted with CH_2Cl_2 (75 ml). The organic layer was washed with saturated Na_2CO_3 (30 ml) three

This Sheet Has Been Replaced

times and dried over $MgSO_4$, filtered to remove $MgSO_4$ and the solution concentrated to afford the formamide. The formamide was dissolved in anhydrous THF (30 ml) under argon. To this solution was added slowly $LiAlH_4$ in THF (50 ml, 1 M) at 0-5°C. The reaction was warmed up to room temperature and stirred for 20 hours. To this reaction mixture was added 50 ml of saturated aqueous $MgSO_4$. The organic layer was saved. The water layer was further extracted with ethyl acetate (50 ml) three times and the combined organic solution was washed with H_2O (50 ml), brine (50 ml) and dried over $MgSO_4$. The solution was filtered to remove $MgSO_4$ and then concentrated to yield the crude product which was purified by column chromatography (SiO_2, hexanes/EtOAc: 8/1). The fractions which contained the product were collected and concentrated, dried under vacuum to yield the pure N-Methyl-(3-methylthiophenyl)amine (5.25 g, 98% in yield).

Part 2: N-Methyl-3-methylsulfinylaniline hydrochloride

Hydrogen peroxide (30% in water, 10.22 mL, 1 mol, Aldrich) was added to a solution of N-methyl-3-methylmercaptoaniline (3.0 g, 19.6 mmol) in acetone (17 mL) at 0-5°C. The reaction was stirred overnight and then the acetone was removed. A 1N NaOH aqueous solution was added until pH 12, which was then extracted with ether (30 ml) three times. The combined organic layers were dried over $MgSO_4$, and then the solution was filtered to remove $MgSO_4$ and the resulting solution concentrated to yield the crude product of the title compound which was purified by column chromatography (silica gel, eluted by EtOAc/MeOH: 100%-90%). N-Methyl-3-methylsulfinylaniline was obtained and was further converted to its hydrochloride salt (1.82 g, 45% in yield).

This Sheet Has Been Replaced

^{1}H NMR (CD_3OD): δ (ppm) 7.90-7.55 (m, Ar-H, 4H), 3.11 (s, NCH_3, 3H), 2.85 (s, $SOCH_3$, 3H); MS(EI): m/e 169 (M^+ for the free base); TLC: R_f=0.29 (SiO_2, EtOAc); M.P.: 137-138°C.

Example 5c - Preparation of N-Methyl-3-methylsulfonyl aniline hydrochloride

Hydrogen peroxide (30% in water, 10.22 mL, 1 mol, Aldrich) was added to a solution of N-methyl-3-methylmercaptoaniline (3.0 g, 19.6 mmol) in acetone (17 mL) at 0-5°C. The reaction was stirred for overnight and then the acetone was removed. A 1N NaOH aqueous solution was added until pH 12, which solution was then extracted with 30 ml of ethyl ether three times and the combined organic layers were dried $MgSO_4$. The $MgSO_4$ was removed by filtration and the resulting solution was concentrated to yield the crude product which was purified by column chromatography (silica gel, eluted by EtOAc/MeOH 100%-90%). N-methyl-3-methylsulfonyl aniline was obtained and further converted to its hydrochloride salt (1.8 g, 42% in yield).

^{1}H NMR (CD_3OD): δ (ppm) 7.90-7.50 (m, Ar-H, 4H), 3.16 (s, SO_2CH_3, 3H), 3.05 (s, NCH_3, 3H); MS(EI): m/e 185 (M^+: $C_8H_{11}NSO_2$); TLC: R_f=0.81 (SiO_2, EtOAc); M.P.: 169-170°C.

Example 5d - Preparation of 2-Fluoro-5-ethylaniline

Part 1: 3-Nitro'4'-fluoroacetophenone: To stirred, pre-cooled fuming nitric acid (40 mL) at -10°C was added dropwise 4'-fluoroacetophenone (Aldrich, 75 g, 54.3 mmol) over a period of 10 minutes. The temperature was strictly maintained at -9 to -10°C for a total of 8 hours. The reaction mixture flask was then transferred to the freezer (-10°C) for storage overnight. In the morning the reaction mixture was

This Sheet Has Been Replaced

poured onto ice (1.5 Kg). The resultant mixture was extracted three times with ether (400 mL). The organic layer was washed four times with NaOH (1N, 300 mL) and brine. Concentration in vacuo afforded a yellow liquid which by thin layer chromatography (SiO_2, cyclohexane/ethyl acetate: 2/1) showed one major and two minor products. The crude product was purified over 600 grams of 230-400 mesh silica gel, eluting with a gradient of hexanes-ethyl acetate 10:1 to 3:1. The product containing fractions were concentrated to afford a light yellow liquid (27.6 grams).

Part 2: 3'-Amino-4'-fluoroacetophenone: To a stirred mixture of 3'-nitro-4'-fluoroacetophenone (10.04 g, 55 mmol) in 72 mL of concentrated hydrochloric acid, was added tin (II) chloride dihydrate (37 grams), in portions. After approximately one third of the material had been added, a rapid rise in the internal reaction temperature (to 95°C) was noted. The mixture was then heated to reflux for 10 minutes, this resulted in the dissolution of all solids to give a solution. The mixture was then cooled to room temperature and poured onto an ice/water mixture (150 g). The mixture was then further cooled in an ice bath while 50% sodium hydroxide was added until pH 12 was reached. The aqueous layer was extracted twice with ether (50 mL). The combined organic extracts were washed with brine and then dried over sodium sulfate. Removal of the drying agent and in vacuo concentration of the filtrate afforded a yellow-orange oil (8.73 g) which was recrystallized on standing. This material was of sufficient purity to be used directly in the next step (Part 3).

This Sheet Has Been Replaced

Part 3: 2-Fluoro-5-ethylaniline: To a stirred mixture of 3'-amino-4'-fluoroacetophenone (7.56 g, 49.4 mmol) in triethylene glycol (60 mL) was added 4.94 g of sodium hydroxide. Neat hydrazine hydrate (7.2 mL) was added to the mixture in one portion via a syringe. This addition resulted in a slight exotherm (temperature around 50°). The reaction flask (three neck, equipped with claisen adapter and receiving flask) was then equipped with a heating mantle and the reaction heated to 100°C for 1 hour, then 150°C. At the higher temperature distillate began to collect in the receiving flask. After 1 hour at 150°C the reaction mixture was then heated to 180°C, while still collecting distillate. After 45 minutes at 180°C thin layer chromatography indicated the complete absence of starting material and the appearance of a single major product. The reaction mixture was cooled to room temperature with an ice bath and poured into 100 mL of water. The aqueous mixture was extracted three times with ether (125 mL). The combined organic extracts were washed once with water, once with brine and then dried over potassium carbone. Concentration of the organic extracts in vacuo afforded 2-fluoro-5-ethylaniline (6.82 g) as an amber liquid. This material was further purified by column chromatography (silica gel, hexanes/ethyl acetate: 2/1) to give 7.11 grams of product as a viscous liquid.

^{1}H NMR ($CDCl_3$): δ (ppm) 8.0-7.0 (m, Ar-H), 2.52 (q, CH_2), 1.20 (t, CH_3); MW: 139.18 (for the free base); Anal.: $C_8H_{10}NF$; Calcd. (%): C: 69.04, H: 7.24, N: 10.07; Found (%): C: 69.03; N: 7.49, N: 9.89.

EXAMPLES 6-73

By procedures similar to those employed in Examples 1 through 5 above but using appropriately substituted amine hydrochloride and

cyanamide reagents, the following compounds of Formulas I and II were prepared having the specified physical characteristics.

Example 6 - N-(3-Ethylphenyl)-N-methyl-N'-(2,5-dichlorophenyl)-N'-methylguanidine hydrochloride (Formula I: hydrochloride salt of R = 3-ethylphenyl, $R^1 = R^2 = CH_3$, $R_3 = R_4 = Cl$, n = 0).

white solid; TLC: $R_f = 0.4$ (10% MeOH/CH_2Cl_2); mp: 161-162°C; ^1H NMR (300 MHz, CD_3OD): δ 7.38-7.09 (m, 7H, Ar-H), 3.44 (s, 3H, CH_3), 3.38 (s, 3H, CH_3), 2.51 (q, J = 7.6Hz, 2H, CH_2), 1.16 (t, J = 7.6Hz, 3H, CH_3); Anal.: ($C_{17}H_{19}Cl_2N_3 \cdot HCl \cdot H_2O$); Calcd. (%): C: 52.26, H: 5.68, N: 10.75; Found (%): C: 51.94, H: 5.59, N: 10.44.

Example 7 - N-(3-Ethylphenyl)-N'-(2,5-dichlorophenyl)-N'-methylguanidine hydrochloride (Formula I: hydrochloride salt of R = 3-ethylphenyl, $R^1 = H$, $R^2 = CH_3$, $R^3 = R^4 = Cl$, n = 0).

white solid; TLC: $R_f = 0.4$ (10% MeOH/CH_2Cl_2); mp = 92-93°C, ^1H NMR (300 MHz, CD_3OD): δ 7.76-7.12 (m, 7H, Ar-H), 3.44 (s, 3H, CH_3), 2.68 (q, J = 7.6Hz, 2H, CH_2), 1.24 (t, J = 7.6Hz, 3H, CH_3); Anal.: ($C_{16}H_{17}Cl_2N_3 \cdot HCl$), Calcd. (%) C: 53.58, H: 5.06, N: 11.91; Found (%): C: 53.49, H: 5.20, N: 11.92; MS (EI) = m/e 321 (M^+ for the free base).

Example 8 - N-(3-Ethylphenyl)-N'-(2,5-dichlorophenyl)guanidine hydrochloride (Formula I: hydrochloride salt of R = 3-ethylphenyl, $R^1 = R^2 = H$, $R^3 = R^4 = Cl$, n = 0).

white solid; TLC: $R_f = 0.4$ (10% MeOH/CH_2Cl_2); mp: 111-112°C; ^1H NMR (300 MHz, CD_3OD): δ 7.58-7.15 (m, 7H, Ar-H), 2.68 (q, J = 7.6Hz, 2H, CH_2), 1.24 (t, J = 7.6Hz, 3H, CH_3); MS (EI): m/e 308 (M^+

This Sheet Has Been Replaced

for the free base); Anal.: ($C_{15}H_{15}Cl_2N_3$•HCl); Calcd. (%): C: 52.27, H: 4.68, N: 12.19; Found (%): C: 52.17, H: 4.76, N: 12.25.

Example 9 - N-(3-Ethylphenyl)-N-methyl-N'-(2,5-dibromophenyl)-N'-methylguanidine hydrochloride (Formula I: hydrochloride salt of R = 3-ethylphenyl, $R^1 = R^2 = CH_3$, $R^3 = R^4 = Br$, n = 0).

white solid; TLC: $R_f = 0.3$ (10% MeOH/CH_2Cl_2); mp: 179-180°C; ^1H NMR (300 MHz, CD_3OD): δ 7.48-7.10 (m, 7H, Ar-H), 3.45 (s, 3H, CH_3), 3.38 (s, 3H, CH_3), 2.52 (q, J = 7.7Hz, 2H, CH_2), 1.18 (t, J = 7.7Hz, 3H, CH_3); MS (EI): m/e 425 (M^+ for the free base); Anal.: ($C_{17}H_{19}Br_2N_3$•HCl); Calcd. (%): C: 44.23, H: 4.37, N: 9.10; Found (%): C: 44.00, H: 4.57, N: 9.04.

Example 10 - N-(3-Ethylphenyl)-N'-(2,5-dibromophenyl)guanidine hydrochloride (Formula I: hydrochloride salt of R = 3-ethylphenyl, $R^1 = R^2 = H$, $R^3 = R^4 = Br$, n = 0).

white solid; TLC: $R_f = 0.54$ (10% MeOH/CH_2Cl_2); mp: 76-77°C; ^1H NMR (300 MHz, CD_3OD): δ 7.70-7.15 (m, 7H, Ar-H), 2.67 (q, J = 7.6Hz, 2H, CH_2), 1.24 (t, J = 7.6Hz, 3H, CH_3); MS (EI): m/e 397 (M^+ for the free base); HRMS: 394.9618 (394.9632 calculated for $C_{16}H_{15}Br_2N_3$).

Example 11 - N-(3-Ethylphenyl)-N-methyl-N'-(2-chloro-5-trifluoromethylphenyl)guanidine hydrochloride (Formula I: hydrochloride salt of R = 3-ethylphenyl, $R^1 = CH_3$, $R^2 = H$, $R^3 = Cl$, $R^4 = CF_3$, n = 0).

white solid; TLC: $R_f = 0.5$ (10% MeOH/CH_2Cl_2); mp: 180-181°C; ^1H NMR: δ 7.76-7.25 (m, 7H, Ar-H), 3.53 (s, 3H, CH_3), 2.70 (q, J = 7.5Hz, 2H, CH_2), 1.26 (t, J = 7.5Hz, 3H, CH_3); MS (EI): m/e 355

This Sheet Has Been Replaced

(M^+ for the free base); Anal.: ($C_{17}H_{17}ClF_3N_3 \cdot HCl$); Calcd. (%): C: 52.05, H: 4.63, N: 10.71; Found (%): C: 52.15, H: 4.53, N: 10.72.

Example 12 - N-(3-Ethylphenyl)-N'-(2-chloro-5-trifluoromethylphenyl)guanidine hydrochloride (Formula I: hydrochloride salt of R = 3-ethylphenyl, $R^1 = R^2 = H$, $R^3 = Cl$, $R^4 = CF_3$, n = 0).

white solid; TLC: $R_f = 0.4$ (10% MeOH/CH_2Cl_2); mp: 73-74°C; ^1H NMR: δ 7.55-7.16 (m, 7H, Ar-H), 2.60 (q, J = 7.6Hz, 2H, CH_2), 1.21 (t, J = 7.6Hz, 3H, CH_3); MS (EI): m/e 341 (M^+ for the free base); HRMS: 341.0907 (341.0917 calculated for $C_{16}H_{15}ClF_3N_3$).

Example 13 - N-(3-Ethylphenyl)-N-methyl-N'-(2-bromo-5-trifluoromethylphenyl)guanidine hydrochloride (Formula I: hydrochloride salt of R = 3-ethylphenyl, $R^1 = CH_3$, $R^2 = H$, $R^3 = Br$, $R^4 = CF_3$, n = 0).

white solid; TLC: $R_f = 0.5$ (10% MeOH/CH_2Cl_2); mp: 184-185°C; ^1H NMR: δ 7.93-7.28 (m, 7H, Ar-H), 3.50 (s, 3H, CH_3), 2.70 (q, J = 7.6Hz, 2H, CH_2), 1.25 (t, J = 7.6Hz, 3H, CH_3); MS (EI): m/e 400 (M^+ for the free base); Anal.: ($C_{17}H_{17}BrF_3N_3 \cdot HCl$); Calcd. (%): C: 46.76, H: 4.15, N: 9.62; Found (%): C: 46.57, H: 4.12, N: 9.36.

Example 14 - N-(3-Ethylphenyl)-N'-(2-bromo-5-trifluoromethylphenyl)guanidine hydrochloride (Formula I: hydrochloride salt of R = 3-ethylphenyl, $R^1 = R^2 = H$, $R^3 = Br$, $R^4 = CF_3$, n = 0).

white solid; TLC: $R_f = 0.4$ (10% MeOH/CH_2Cl_2); mp: 109-110°C; ^1H NMR: δ 7.77-7.17 (m, 7H, Ar-H), 2.61 (q, J = 7.7Hz, 2H, CH_2); MS(EI): m/e 386 (M^+ for the free base); HRMS: 385.0391 (385.0401 calculated for $C_{16}H_{15}BrF_3N_3$).

This Sheet Has Been Replaced

Example 15 - N-(3-Ethylphenyl)-N-methyl-N'-(2-fluoro-5-trifluoromethylphenyl)guanidine hydrochloride (Formula I: hydrochloride salt of R = 3-ethylphenyl, $R^1 = CH_3$, $R^2 = H$, $R^3 = F$, $R^4 = CF_3$, n = 0).

white solid; TLC: $R_f = 0.5$ (10% MeOH/CH_2Cl_2); mp: 158-159°C; ^1H NMR: δ 8.20-7.20 (m, 7H, Ar-H), 3.43 (s, 3H, CH_3), 2.61 (q, J = 7.6Hz, 2H, CH_2), 1.17 (t, J = 7.6Hz, 3H, CH_3); MS (EI): m/e 339 (M^+ for the free base); Anal.: ($C_{17}H_{17}F_4N_3 \cdot HCl$); Calcd. (%): C: 54.33, H: 4.83, N: 11.18; Found (%): C: 54.20, H: 4.90, N: 11.04.

Example 16 - N-(3-Ethylphenyl)-N'-(2-fluoro-5-trifluoromethylphenyl)guanidine hydrochloride (Formula I: hydrochloride salt of R = 3-ethylphenyl, $R^1 = R^2 = H$, $R^3 = F$, $R^4 = CF_3$, n = 0).

white solid; TLC: $R_f = 0.4$ (10% MeOH/CH_2Cl_2); mp: 105-106°C; ^1H NMR: δ 7.25-6.85 (m, 7H, Ar-H), 2.60 (q, J = 7.7Hz, 2H, CH_2), 1.21 (t, J = 7.6Hz, 3H, CH_3); MS (EI): m/e 325 (M^+ for the free base); HRMS: 325.1212 (325.1202 calculated for $C_{16}H_{15}N_3F_4$).

Example 17 - N-(3-Ethylphenyl)-N-methyl-N'-(2-chloro-5-ethylphenyl)-N'-methylguanidine hydrochloride (Formula I: hydrochloride salt of R = 3-ethylphenyl, $R^1 = R^2 = CH_3$, $R^3 = Cl$, $R^4 = CH_2CH_3$, n = 0).

white solid; TLC: $R_f = 0.3$ (10% MeOH/CH_2Cl_2); mp: 129-130°C; ^1H NMR (300 MHz, CD_3OD): δ 7.28-7.01 (m, 7H, Ar-H), 3.42 (s, 3H, CH_3), 3.39 (s, 3H, CH_3), 2.49 (q, J = 7.6Hz, 2H, CH_2), 2.34 (q, J = 7.6Hz, 2H, CH_2), 1.13 (t, J = 7.7Hz, 3H, CH_3), 1.05 (t, J = 7.7Hz, 3H, CH_3); MS (EI): m/e 330 (M^+ for the free base).

Example 18 - N-(3-Ethylphenyl)-N-methyl-N'-(2-chloro-5-ethylphenyl)guanidine hydrochloride (Formula I: hydrochloride salt of R = 3-ethylphenyl, $R^1 = CH_3$, $R^2 = H$, $R^3 = Cl$, $R^4 = CH_2CH_3$, n = 0).

white solid; TLC: $R_f = 0.4$ (10% MeOH/CH_2Cl_2); mp: 190-191°C; ^1H NMR (300 MHz, CD_3OD): δ 7.44-7.20 (m, 7H, Ar-H), 3.48 (s, 3H, CH_3), 2.71 (q, J = 7.6Hz, 2H, CH_2), 2.65 (J = 7.6Hz, 2H, CH_2), 1.27 (t, J = 7.7Hz, 3H, CH_3), 1.23 (t, J = 7.7Hz, 3H, CH_3); MS (EI): m/e 315 (M^+ for the free base); Anal.: ($C_{18}H_{22}ClN_3 \cdot HCl$); Calcd. (%): C: 61.36, H: 6.58, N: 11.93; Found (%): C: 61.09, H: 6.37, N: 11.86.

Example 19 - N-(3-Ethylphenyl)-N'-(2-chloro-5-ethylphenyl)guanidine hydrochloride (Formula I: hydrochloride salt of R = 3-ethylphenyl, $R^1 = R^2 = H$, $R^3 = Cl$, $R^4 = CH_2CH_3$, n = 0).

white solid; TLC: $R_f = 0.5$ (10% MeOH/CH_2Cl_2); mp: 77-78°C; ^1H NMR (300 MHz, CD_3OD): δ 7.49-7.18 (m, 7H, Ar-H), 2.69 (q, J = 7.6Hz, 4H, CH_2), 1.24 (t, J = 7.6Hz, 6H, CH_3); MS (EI): m/e 301 (M^+ for the free base); Anal.: ($C_{17}H_{20}ClN_3 \cdot HCl$); Calcd. (%): C: 60.36, H: 6.26, N: 12.42; Found (%): C: 60.33, H: 6.42, N: 12.37.

Example 20 - N-(3-Ethylphenyl)-N-methyl-N'-(2-bromo-5-ethylphenyl)guanidine hydrochloride (Formula I: hydrochloride salt of R = 3-ethylphenyl, $R^1 = CH_3$, $R^2 = H$, $R^3 = Br$, $R^4 = CH_2CH_3$, n = 0).

white solid; TLC: $R_f = 0.4$ (10% MeOH/CH_2Cl_2); mp: 189-190°C; ^1H NMR (300 MHz, CD_3OD): δ 7.62-7.18 (m, 7H, Ar-H), 3.49 (s, 3H, CH_3), 2.71 (q, J = 7.6Hz, 2H, CH_2), 2.64 (q, J = 7.6Hz, 2H, CH_2), 1.26 (t, J = 7.6Hz, 3H, CH_3), 1.23 (t, J = 7.7Hz, 3H, CH_3); MS (EI): m/e 360 (M^+ for the free base); Anal.: ($C_{18}H_{22}BrN_3 \cdot HCl$); Calcd. (%): C: 54.49, H: 5.84, N: 10.59; Found (%): C: 54.46, H: 5.95, N: 10.62.

This Sheet Has Been Replaced

Example 21 - N-(3-Ethylphenyl)-N'-(2-bromo-5-ethylphenyl)guanidine hydrochloride (Formula I: hydrochloride salt of R = 3-ethylphenyl, $R^1 = R^2 = H$, $R^3 = Br$, $R^4 = CH_2CH_3$, n = 0).

white solid; TLC: $R_f = 0.54$ (10% MeOH/CH_2Cl_2); mp: 70-71°C; ^1H NMR (300 MHz, CD_3OD): δ 7.62-7.10 (m, 7H, Ar-H), 2.71-2.62 (m, 4H, CH_2), 1.27 (t, J = 7.6Hz, 3H, CH_3), 1.22 (t, J = 7.7Hz, 3H, CH_3); Anal.: ($C_{17}H_{20}BrN_3 \cdot HCl$); Calcd. (%): C: 53.35, H: 5.53, N: 10.98; Found (%): C: 53.61, H: 5.56, N: 11.04; MS(EI): m/e 345 (M^+ for the free base).

Example 22 - N-(3-Ethylphenyl)-N-methyl-N'-(2-fluoro-5-ethylphenyl)guanidine hydrochloride (Formula I: hydrochloride salt of R = 3-ethylphenyl, $R^1 = CH_3$, $R^2 = H$, $R^3 = F$, $R^4 = CH_2CH_3$, n = 0).

white solid; TLC: $R_f = 0.4$ (10% MeOH/CH_2Cl_2); mp: 171-172°C; ^1H NMR (300 MHz, CD_3OD): δ 7.45-7.14 (m, 7H, Ar-H), 3.48 (s, 3H, CH_3), 2.70 (q, J = 7.6Hz, 2H, CH_2), 2.64 (q, J = 7.5Hz, 2H, CH_2), 1.26 (t, J = 7.7Hz, 3H, CH_3), 1.22 (t, J = 7.5Hz, 3H, CH_3); MS (EI): m/e 299 (M^+ for the free base); Anal.: ($C_{18}H_{22}FN_3 \cdot HCl$); Calcd. (%): C: 64.37, H: 6.90, N: 12.51; Found (%): C: 64.49, N: 7.01, N: 12.45.

Example 23 - N-(3-Ethylphenyl)-N'-(2-fluoro-5-ethylphenyl)guanidine hydrochloride (Formula I: hydrochloride salt of R = 3-ethylphenyl, $R^1 = R^2 = H$, $R^3 = F$, $R^4 = CH_2CH_3$, n = 0).

white solid; TLC: $R_f = 0.3$ (10% MeOH/CH_2Cl_2); mp = 52.53°C; ^1H NMR (300 MHz, CD_3OD): δ 7.34-7.11 (m, 7H, Ar-H), 2.70-2.61 (m, 4H, CH_2), 1.26-1.20 (m, 6H, CH_3); Anal.: ($C_{17}H_{20}FN_3 \cdot HCl$); Calcd. (%): C: 63.45, H: 6.58, N: 13.06; Found (%): C: 63.52, H: 6.77, N: 13.32; MS(EI): m/e 285 (M^+ for the free base).

This Sheet Has Been Replaced

Example 24 - N-(3-Ethylphenyl)-N-methyl-N'-(2-chloro-5-methylphenyl)guanidine hydrochloride (Formula I: hydrochloride salt of R = 3-ethylphenyl, $R^1 = CH_3$, $R^2 = H$, $R^3 = Cl$, $R^4 = CH_3$, n = 0).

white solid; TLC: $R_f = 0.45$ (10% $MeOH/CH_2Cl_2$); mp: 204-205°C; ^1H NMR (300 MHz, CD_3OD): δ 7.46-7.16 (m, 7H, Ar-H), 3.48 (s, 3H, CH_3), 2.70 (q, J = 7.6Hz, 2H, CH_2), 2.33 (s, 3H, CH_3), 1.26 (t, J = 7.6Hz, 3H, CH_3); MS (EI): m/e 302 (M^+ for the free base); Anal.: ($C_{17}H_{20}ClN_3 \cdot HCl$); Calcd. (%): C: 60.36, H: 6.26, N: 12.42; Found (%): C: 60.23, H: 6.50, N: 12.32.

Example 25 - N-(3-Ethylphenyl)-N'-(2-chloro-5-methylphenyl)guanidine hydrochloride (Formula I: hydrochloride salt of R = 3-ethylphenyl, $R^1 = R^2 = H$, $R^3 = Cl$, $R^4 = CH_3$, n = 0).

white solid; TLC: $R_f = 0.35$ (10% $MeOH/CH_2Cl_2$); mp: 88-89°C; ^1H NMR (300 MHz, CD_3OD): δ 7.45-7.18 (m, 7H, Ar-H), 2.69 (q, J = 7.7Hz, 2H, CH_2), 2.37 (s, 3H, CH_3), 1.25 (t, J = 7.7Hz, 3H, CH_3); MS (EI): m/e 288 (M^+ for the free base); Anal.: ($C_{16}H_{18}ClN_3 \cdot HCl \cdot 0.5H_2O$); Calcd. (%): C: 57.66, H: 6.05, N: 12.61; Found (%): C: 57.36, H: 6.08, N: 12.46.

Example 26 - N-(3-Ethylphenyl)-N-methyl-N'-(2-chloro-5-methylthiophenyl)guanidine hydrochloride (Formula I: hydrochloride salt of R = 3-ethylphenyl, $R^1 = CH_3$, $R^2 = H$, $R^3 = Cl$, $R^4 = SCH_3$, n = 0).

white solid; TLC: $R_f = 0.45$ (10% $MeOH/CH_2Cl_2$); mp: 198-199°C; MS (EI): m/e 333 (M^+ for the free base); ^1H NMR (CD_3OD): δ 7.45-7.20 (m, 7H, Ar-H), 3.49 (s, 3H, CH_3), 2.70 (q, J = 7.5Hz, 2H, CH_2), 2.49 (s, 3H, SCH_3), 1.26 (t, J = 7.5Hz, 3H, CH_3); Anal.: ($C_{17}H_{20}ClN_3S \cdot HCl$);

This Sheet Has Been Replaced

Calcd. (%): C: 55.14, H: 5.72, N: 11.35; Found (%): C: 54.99, H: 5.63, N: 11.23.

Example 27 - N-(3-Ethylphenyl)-N'-(2-chloro-5-methylthiophenyl)guanidine hydrochloride (Formula I: hydrochloride salt of R = 3-ethylphenyl, $R^1 = R^2 = H$, $R^3 = Cl$, $R^4 = SCH_3$, n = 0).

white solid; TLC: R_f = 0.45 (10% MeOH/CH_2Cl_2); mp = 132-133°C; ^1H NMR (CD_3OD): δ 7.50-7.18 (m, 7H, Ar-H), 2.69 (q, J = 7.6Hz, 2H, CH_2), 2.51 (s, 3H, CH_3), 1.25 (t, J = 7.6Hz, 3H, CH_3); Anal.: ($C_{16}H_{18}ClN_3S \cdot HCl$); Calcd. (%): C: 53.93, N: 11.79, H: 5.37; Found (%): C: 54.09, N: 11.72, H: 5.44.

Example 28 - N-(1-Naphthyl)-N'-(2-fluoro-5-methylphenyl)guanidine hydrochloride (Formula I: hydrochloride salt of R = 1-naphthyl, $R^1 = R^2 = H$, $R^3 = F$, $R^4 = CH_3$, n = 0).

white solid; mp 194°C; ^1H NMR (300 MHz, CD_3OD): δ 7.98-8.15 (m, 2, Ar-H), 7.57-7.68 (m, 3, Ar-H) 7.15-7.24 (d, 5, Ar-H); 2.35 (s, 3, CH_3); MS (EI); m/e 293 (M^+ for free base).

Example 29 - N-(1-Naphthyl)-N'(2,5-dichlorophenyl)-N'-methylguanidine hydrochloride (Formula I: hydrochloride salt of R = 1-naphthyl, $R^1 = H$, $R^2 = CH_3$, $R^3 = R^4 = Cl$, n = 0).

white solid; mp 210°C, ^1H NMR (300 MHz, CD_3OD): δ 7.96-8.02 (m, 3, Ar-H), 7.48-7.64 (m, 7, Ar-H); 3.52 (s, 3, N-CH_3); MS (EI): m/e 344 (M^+ for free base); Anal.: ($C_{18}H_{18}Cl_2N_3 \cdot HCl \cdot 0.25\ H_2O$); Calcd. (%): C: 56.13, H: 4.32, N: 10.91; Found (%): C: 56.02, H: 4.60, N: 10.73.

This Sheet Has Been Replaced

Example 30 - N-(1-Naphthyl)-N'(2-chloro-5-methylphenyl)guanidine hydrochloride (Formula I: hydrochloride salt of R = 1-naphthyl, $R^1 = R^2 = H$, $R^3 = Cl$, $R^4 = CH_3$, n = 0).

white solid; mp 125°C; ^1H NMR (300 MHz, CD_3OD): δ 7.95-8.10 (m, 3, Ar-H), 7.52-7.70 (m, 6, Ar-H); 7.41-7.48 (d, 1, Ar-H); 7.30-7.35 (s, 1, Ar-H); 7.20-7.25 (m, 2, Ar-H); 2.37 (s, 3, Ar-CH_3); MS (EI): m/e 310 (M^+ for free base); Anal.: ($C_{18}H_{18}ClN_3 \cdot HCl$); Calcd. (%): C: 62.44, H: 4.95, N: 12.14; Found (%): C: 62.52, H: 5.04, N: 11.96.

Example 31 - N-(1-Naphthyl)-N'-(2,5-dimethylphenyl)guanidine hydrochloride (Formula I: hydrochloride salt of R = 1-naphthyl, $R^1 = R^2 = H$, $R^3 = R^4 = CH_3$, n = 0).

white solid; mp 122-123°C; ^1H NMR (300 MHz, CD_3OD): δ 7.95-8.08 (m, 3, Ar-H), 7.55-7.71 (m, 4, Ar-H); 7.10-7.28 (m, 3, Ar-H); 2.32 (s, 6, 2 Ar-CH_3); MS (EI): m/e 289 (M^+ for free base); Anal.: ($C_{19}H_{19}N_3 \cdot HCl$); Calcd. (%): C: 70.04, H: 6.19, N: 12.90; Found (%): C: 70.02, H: 6,20, N: 12.87.

Example 32 - N-(1-Naphthyl)-N'-(2,5-dibromophenyl)guanidine hydrochloride (Formula I: hydrochloride salt of R = 1-naphthyl, $R^1 = R^2 = H$, $R^3 = R^4 = Br$, n = 0).

white solid; mp 231-232°C; ^1H NMR (300 MHz, CD_3OD): δ 7.97-8.13 (m, 3, Ar-H), 7.48-7.72 (m, 7, Ar-H); MS (EI): M/e 419 (M^+ for free base).

Example 33 - N-(1-Naphthyl)-N'-(2-chloro-5-methylphenyl)-N'-methylguanidine hydrochloride (Formula I: hydrochloride salt of R = 1-naphthyl, $R^1 = H$, $R^2 = CH_3$, $R^3 = Cl$, $R^4 = CH_3$, n = 0).

This Sheet Has Been Replaced

white solid; mp 228-229°C; ^{1}H NMR (300 MHz, CD_3OD): δ 7.96-7.99 (m, 3, Ar-H), 7.48-7.61 (m, 6, Ar-H); 7.26-7.30 (d, 1, Ar-H); 3.50 (s, 3, N-CH_3); 2.39 (s, 3, Ar-CH_3)l MS (EI): m/e 324 (M^+ for free base); Anal.: ($C_{18}H_{18}ClN_3 \cdot HCl$); Calcd. (%): C: 63.34, H: 5.32, N: 11.66; Found (%): C: 63.20, H: 5.43, N: 11.66.

Example 34 - N-(1-Naphthyl)-N'-(2,5-dimethylphenyl)-N'-methylguanidine hydrochloride (Formula I: hydrochloride salt of R = 1-naphthyl, R^1 = H, R^2 = CH_3, R^3 = R^4 = CH_3, n = 0).

white solid; mp 216-217°C; ^{1}H NMR (300 MHz, CD_3OD): δ 7.95-8.00 (m, 2, Ar-H), 7.5-7.7 (m, 4, Ar-H); 7.18-7.38 (m, 4, Ar-H); 3.5 (br s, 3, N-CH_3); 2.38 (s, 3, Ar-CH_3); MS (EI): m/e 303 (M^+ for free base); Anal.: ($C_{20}H_{21}N_3 \cdot HCl$); Calcd. (%): C: 70.68, H: 6,52, N: 12.36; Found (%): C: 70.51, H: 6,46, N: 12.18.

Example 35 - N-(1-Naphthyl)-N'-(2,5-dibromophenyl)-N-methylguanidine hydrochloride (Formula I: hydrochloride salt of R = 1-naphthyl, R^1 = H, R^2 = CH_3, R^3 = R^4 = Br, n = 0).

white solid; mp 213°C; ^{1}H NMR (300 MHz, CD_3OD): δ 7.94-8.06 (m, 3, Ar-H), 7.54-7.74 (m, 6, Ar-H); 7.2-7.38 (m, 1, Ar-H); 3.5 (br, s, N-CH_3); MS (EI): m/e 433 (M^+ for free base); Anal.: ($C_{18}H_{15}Br_2N_3 \cdot HCl$); Calcd. (%): C: 46.04, H: 3.43, N: 8.95; Found (%): C: 46.15, H: 3.33, N: 8.89.

Example 36 - N-(1-Naphthyl)-N'-(2-chloro-5-thiomethylphenyl)guanidine hydrochloride (Formula I: hydrochloride salt of R = 1-naphthyl, R^1 = R^2 = H, R^3 = Cl, R^4 = SCH_3, n = 0).

This Sheet Has Been Replaced

white solid; mp 175°C; ^{1}H NMR (300 MHz, CD_3OD): δ 7.95-8.10 (m, 3, AR-H), 7.55-7.70 (m, 4, Ar-H); 7.46-7.51 (d, J=8Hz; 1, Ar-H); 7.34-7.39 (s, 1, Ar-H); 7.25-7.32 (dd, 1, Ar-H); 2.51 (s, 3, S-CH_3); MS (EI): m/e 342 (M^+ for free base); Anal.: ($C_{18}H_{16}ClN_3S\cdot HCl\cdot EtOH$); Calcd. (%): C: 56.61, H: 5.23, N: 9.90; Found (%): C: 56.71, H: 5.21, N: 10.19.

Example 37 - N-(1-Naphthyl)-N'-(2-fluoro-5-trifluoromethylphenyl)guanidine hydrochloride (Formula I: hydrochloride salt of R=1-naphthyl, $R^1=R^2=H$, $R^3=F$, $R^4=CF_3$, n=0).

white solid; mp 149°C; ^{1}H NMR (300 MHz, CD_3OD): δ 7.97-8.07 (m, 3, Ar-H), 7.48-7.85 (m, 7, Ar-H); MS (EI): m/e 347 (M^+ for free base); Anal.: ($C18H_{13}F_4N_3\cdot HCl$); Calcd. (%): C: 56.33, H: 3.68, N: 10.95; Found (%): C: 55.91, H: 3.69, N: 10.79.

Example 38 - N-(1-Naphthyl)-N'-(2-chloro-5-trifluoromethylphenyl)guanidine hydrochloride (Formula I: hydrochloride salt of R=1-naphthyl, $R^1=R^2=H$, $R^3=Cl$, $R^4=CF_3$, n=0).

white solid; mp 198°C; ^{1}H NMR (300 MHz, CD_3OD): δ 8.07-8.09 (d, J=8.5Hz, 1, Ar-H), 7.98-8.01 (m, 2, Ar-H); 7.56-7.86 (m; 7, Ar-H); MS (EI): m/e 364 (M^+ for free base); Anal.: ($C_{18}H_{13}ClF_3N_3\cdot HCl$); Calcd. (%): C: 54.02, H: 3.53, N: 10.50; Found (%): C: 54.16, H: 3.52, N: 10.35.

Example 39 - N-(1-Naphthyl)-N'-(2-bromo-5-trifluoromethylphenyl)guanidine hydrochloride (Formula I: hydrochloride salt of R=1-naphthyl, $R^1=R^2=H$, $R^3=Br$, $R^4=CF_3$, n=0).

This Sheet Has Been Replaced

white solid; mp 234°C; ^{1}H NMR (300 MHz, CD_3OD): δ 8.10-8.12 (d, J = 9Hz, 1, Ar-H), 7.97-8/01 (m, 3, Ar-H); 7.86 (s, 1, Ar-H); 7.56-7.70 (m, 5, Ar-H); MS (EI): m/e 408 (M^+ for free base); Anal.: ($C_{18}H_{13}BrF_3N_3 \cdot HCl$); Calcd. (%): C: 48.62, H: 3.17, N: 9.45; Found (%): C: 48.49, H: 3.11, N: 9.18.

Example 40 - N-(1-Naphthyl)-N'-(2-thiomethyl-5-trifluoromethylphenyl)guanidine hydrochloride (Formula I: hydrochloride salt of R = 1-naphthyl, $R^1 = R^2 = H$, $R^3 = SCH_3$, $R^4 = CF_3$, n = 0).

white solid; mp 210°C; ^{1}H NMR (300 MHz, CD_3OD): δ 8.11-8.14 (d, J = 8Hz, 1, Ar-H), 7.98-8.01 (d, J = 7Hz; 2, Ar-H); 7.55-7.73 (m, 7, Ar-H); 2.62 (3, s, S-CH_3); MS (EI): m/e 375 (M^+ for free base); Anal.: ($C_{19}H_{16}F_3N_3S \cdot HCl$); Calcd. (%): C: 55.41, H: 4.16, N: 10.20; Found (%): C: 55.27, H: 4.18, N: 10.90.

Example 41 - N-(1-Naphthyl)-N'-(2-methoxy-5-methylphenyl)guanidine hydrochloride (Formula I: hydrochloride salt of R = 1-naphthyl, $R^1 = R^2 = H$, $R^3 = OCH_3$, $R^4 = CH_3$; n = 0).

white solid; mp 194°C; ^{1}H NMR (300 MHz, CD_3OD): δ 8.06-8.09 (d, J = 8Hz, 1, Ar-H), 7.96-8.00 (m, 2, Ar-H); 7.52-7.69 (m, 4, Ar-H); 7.14-7.20 (m, 2, Ar-H); 7.02-7.05 (dd, J = 8.5 Hz; 1, Ar-H); 3.94 (s, 3, OCH_3); 2.29 (3, s, Ar-CH_3); Anal.: ($C_{18}H_{19}N_3O \cdot HCl$); Calcd. (%): C: 66.76, H: 5.90, N: 12.29; Found (%): C: 66.25, H: 5.89, N: 12.23.

Example 42 - N-(1-Naphthyl)-N'-(2-chloro-5-ethylphenyl)guanidine hydrochloride (Formula I: hydrochloride salt of R = 1-naphthyl, $R^1 = R^2 = H$, $R^3 = Cl$, $R^4 = CH_2CH_3$, n = 0).

This Sheet Has Been Replaced

white solid; mp 154°C; ^{1}H NMR (300 MHz, CD_3OD): δ 8.07-8.10 (d, J=9Hz, 1, Ar-H), 7.97-8.01 (m, 2, Ar-H); 7.57-7.69 (m, 4, Ar-H); 7.47-7.50 (d, J=8Hz, 1, Ar-H); 7.13-7.35 (m, 2, Ar-H); 2.63-2.71 (q, J=7.5Hz, 2, CH_2); 1.21-1.26 (t, J=8Hz, 3, CH_3); MS (EI): m/e 324 (M^+ for free base).

Example 43 - N-(1-Naphthyl)-N'-(2-chloro-5-ethylphenyl)-N'-methylguanidine hydrochloride (Formula I: hydrochloride salt of R=1-naphthyl, R^1=H, R^2=CH_3, R^3=Cl, R^4=CH_2CH_3, n=0).

white solid; mp 233°C; ^{1}H NMR (300 MHz, CD_3OD): δ 7.97-8.02 (m, 3, Ar-H), 7.52-7.63 (m, 6, Ar-H); 7.31-7.34 (d, J=8Hz, 1, Ar-H); 3.51 (br s, 3, N-CH_3); 2.67-2.74 (q, J=7.5Hz, 2, CH_2); 1.24-1.29 (t, J=8Hz, 3, CH_3); MS (EI): m/e 338 (M^+ for free base); Anal.: ($C_{20}H_{20}ClN_3$•HCl); Calcd. (%): C: 64.18, H: 5.65, N: 11.23; Found (%): C: 63.96, H: 5.83, N: 11.25.

Example 44 - N-(1-Naphthyl)-N'-(2-bromo-5-ethylphenyl)guanidine hydrochloride (Formula I: hydrochloride salt of R=1-naphthyl, R^1=R^2=H, R^3=Br, R^4=CH_2CH_3, n=0).

white solid; TLC: R_f=0.5 (10% MeOH/CH_2Cl_2); ^{1}H NMR (300 MHz, CD_3OD): δ 8.09-7.22 (m, 10H, Ar-H), 2.67 (q, J=7.5Hz, 2H, CH_2), 1.24 (t, J=7.5Hz, 3H, CH_3).

Example 45 - N-(1-Naphthyl)-N'-(2-fluoro-5-ethylphenyl)guanidine hydrochloride (Formula I: hydrochloride salt of R=1-naphthyl, R^1=R^2=H, R^3=F, R^4=CH_2CH_3, n=0).

This Sheet Has Been Replaced

white solid; TLC: R_f = 0.5 (10% MeOH/CH_2Cl_2); ^{1}H NMR (300 MHz, CD_3OD): δ 8.05-7.19 (m, 10H, Ar-H), 2.65 (q, J = 7.5Hz, 2H, CH_2), 1.23 (t, J = 7.5Hz, 3H, CH_3).

Example 46 - N-(1-Naphthyl)-N'-(2-bromo-5-ethylphenyl)guanidine hydrochloride (Formula I: hydrochloride salt of R = 1-naphthyl, $R^1 = R^2 = H$, R^3 = Br, $R^4 = CH_2CH_3$, n = 0).

white solid; TLC: R_f = 0.5 (10% MeOH/CH_2Cl_2); mp: 145-146°C; ^{1}H NMR (300 MHz, CD_3OD): δ 8.09-7.22 (m, 10H, Ar-H), 2.67 (q, J = 7.5Hz, 2H, CH_2), 1.24 (t, J = 7.5Hz, 3H, CH_3); MS (EI): m/e 367 (M^+ for free base).

Example 47 - N-(1-Naphthyl)-N'-(2-fluoro-5-ethylphenyl)guanidine hydrochloride (Formula I: hydrochloride salt of R = 1-naphthyl, $R^1 = R^2 = H$, R^3 = F, $R^4 = CH_2CH_3$, n = 0).

white solid; TLC: R_f = 0.5 (10% MeOH/CH_2Cl_2); mp: 100-101°C; ^{1}H NMR (300 MHz, CD_3OD): δ 8.05-7.19 (m, 10H, Ar-H), 2.65 (q, J = 7.5Hz, 2H, CH_2), 1.23 (t, J = 7.5Hz, 3H, CH_3); MS (EI): m/e 307.1 (M^+ for the free base); Anal.: ($C_{18}H_{18}FN_3 \cdot HCl$); Calcd. (%): C: 66.37, H: 5.57, H: 12.22; Found (%): C: 66.21, H: 5.50, N: 12.17.

Example 48 - N-(8-Quinolinyl)-N'-(2-chloro-5-methylphenyl)guanidine hydrochloride (Formula I: hydrochloride salt of R = 8-quinolinyl, $R^1 = R^2 = H$, R^3 = Cl, $R^4 = CH_3$, n = 0).

yellowish solid; mp 150°C; ^{1}H NMR (300 MHz, CD_3OD): δ 8.98-8.00 (dd, 1, Ar-H), 8.40-8.44 (dd, 1, Ar-H); 7.93-7.96 (d, 1, Ar-H); 7.82-7.84 (d, 1, Ar-H); 7.61-7.68 (m, 2, Ar-H); 7.38-7.44 (m, 3, Ar-H);

This Sheet Has Been Replaced

7.21-7.22 (d, 1, Ar-H); 3.30 (s, 3, CH_3); MS (EI): m/e 310 (M^+ for free base).

Example 49 - N-(8-Quinolinyl)-N'-(2-chloro-5-ethylphenyl)guanidine hydrochloride (Formula I: hydrochloride salt of R = 8-quinolinyl, $R^1 = R^2 = H$, $R^3 = Cl$, $R^4 = CH_2CH_3$, n = 0).

brown solid; mp 187°C; ^1H NMR (300 MHz, CD_3OD): δ 8.40-9.25 (m, 2, Ar-H), 7.27-8.34 (m, 7, Ar-H); 2.65-2.72 (q, 2, CH_2); 1.22-1.27 (t, 3, CH_3); MS (EI): m/e 324 (M^+ for free base).

Example 50 - N-(3-Ethylphenyl)-N-methyl-N'-(2,4,5-trichlorophenyl)guanidine hydrochloride (Formula I: hydrochloride salt of R = 3-ethylphenyl, $R^1 = CH_3$, $R^2 = H$, $R^3 = R^4 = Cl$, R^5 = 4-Cl, n = 1).

white solid; TLC: R_f = 0.3 (10% MeOH/CH_2Cl_2); mp: 164-165°C; ^1H NMR (300 MHz, CD_3OD): δ 7.79-7.23 (m, 6H, Ar-H), 3.49 (s, 3H, CH_3), 2.70 (q, J = 7.6Hz, 2H, CH_2), 1.26 (t, J = 7.6Hz, 3H, CH_3); MS (EI): m/e 335.0 (M^+ for the free base); Anal.: ($C_{16}H_{16}Cl_3N_3 \cdot HCl \cdot 1/2H_2O$); Calcd. (%): C: 47.78, H: 4.51, N: 10.45; Found (%): C: 47.93, H: 4.63, N: 10.33.

Example 51 - N-(3-Ethylphenyl)-N'-(2,4,5-trichlorophenyl)guanidine hydrochloride (Formula I: hydrochloride salt of R = 3-ethylphenyl, $R^1 = R^2 = H$, $R^3 = R^4 = Cl$, R^5 = 4-Cl, n = 1).

white solid; TLC: R_f = 0.4 (10% MeOH/CH_2Cl_2); mp: 82-83°C; ^1H NMR (300 MHz, CD_3OD): δ 7.63-7.18 (m, 6H, Ar-H), 2.63 (q, J = 7.6Hz, 2H, CH_2), 1.22 (t, J = 7.6Hz, 3H, CH_3); MS (EI): m/e 341 (M^+ for the free base).

This Sheet Has Been Replaced

Example 52 - N-(1-Naphthyl)-N'-(2,4,5-trichlorophenyl)guanidine hydrochloride (Formula I: hydrochloride salt of R = 1-naphthyl, $R^1 = R^2 = H$, $R^3 = R^4 = Cl$, R^5 = 4-Cl, n = 1).

white solid; TLC: R_f = 0.4 (10% MeOH/CH_2Cl_2); mp: 238-239°C; ^1H NMR (300 MHz, CD_3OD): δ 8.08-7.58 (m, 10H, Ar-H); MS (EI): m/e 363 (M^+ for the free base); Anal.: ($C_{17}H_{12}Cl_3N_3 \cdot HCl$); Calcd. (%): C: 50.9, H: 3.29, N: 10.48; Found (%): C: 51.11, H: 3.33, N: 10.63.

Example 53 - N-(3-Ethylphenyl)-N-methyl-N'-(2-bromo-5-methylthiophenyl)guanidine hydrochloride (Formula I: hydrochloride salt of R = 3-ethylphenyl, $R^1 = CH_3$, $R^2 = H$, $R^3 = Br$, $R^4 = CH_3S$, n = 0).

TLC: R_f = 0.5 (SiO_2, CH_2Cl_2/MeOH = 10/1); M.P.: 90-92°C; ^1H NMR (CD_3OD): δ (ppm) 7.64-7.15 (m, Ar-H, 7H), 3.49 (s, CH_3, 3H), 2.70 (q, J = 7.4 Hz, 2H, CH_2), 2.47 (s, SCH_3, 3H), 1.25 (t, J = 7.5Hz, 3H, CH_3); MS (EI): m/e 377 (M^+: $C_{17}H_{20}N_3Br_1S_1$); Anal. ($C_{17}H_{20}N_3Br_1S_1 \cdot HCl$); Calcd. (%): C: 49.23, H: 5.1, N: 10.13; Found (%) C: 49.30, H: 5.28, N: 10.28.

Example 54 - N-(3-Methylthiophenyl)-N-methyl-N'-(2,5-dichlorophenyl)guanidine hydrochloride (Formula I: hydrochloride salt of R = 3-methylthiophenyl, $R^1 = CH_3$, $R^2 = H$, $R^3 = R^4 = Cl$, n = 0).

TLC: R_f = 0.3 (10% MeOH/CH_2Cl_2); MP: 200-201°C; ^1H NMR (300 MHz, CD_3OD): δ (ppm) 7.55-7.15 (m, 7H, Ar-H), 3.49 (s, 3H, NCH_3), 2.52 (s, 3H, SCH_3); MS (EI): m/e 339 (M^+ for the free base); Anal. ($C_{15}H_{15}Cl_2N_3S \cdot HCl$); Calcd. (%): C: 47.82, H: 4.28, N: 11.15; Found (%): C: 47.66, H: 4.26, N: 11.34.

This Sheet Has Been Replaced

Example 55 - N-(3-Methylthiophenyl)-N-methyl-N'-(2,5-dibromophenyl)guanidine hydrochloride (Formula I: hydrochloride salt of R = 3-methylthiophenyl, $R^1 = CH_3$, $R^2 = H$, $R^3 = R^4 = Br$, n = 0).

TLC: $R_f = 0.4$ (10% MeOH/CH_2Cl_2); MP: 239-240°C; ^1H NMR: δ (ppm) 7.70-7.20 (m, 7H, Ar-H), 3.49 (s, 3H, NCH_3), 2.53 (s, 3H, SCH_3); MS (EI): m/e 429 (M^+ for the free base); Anal. ($C_{15}H_{15}Br_2N_3S \cdot HCl$); Calcd. (%): C: 38.69, H: 3.46, N: 9.02; Found (%): C: 38.65, H: 3.60, N: 8.98.

Example 56 - N-(3-Methylthiophenyl)-N-methyl-N'-(2-chloro-5-ethylphenyl)guanidine hydrochloride (Formula I: hydrochloride salt of R = 3-methylthiophenyl, $R^1 = CH_3$, $R^2 = H$, $R^3 = Cl$, $R^4 = CH_2CH_3$, n = 0).

white solid; TLC: $R_f = 0.3$ (10% MeOH/CH_2Cl_2); MP: 212-213°C; ^1H NMR (300 MHz, CD_3OD): δ (ppm) 7.45-7.19 (m, 7H, Ar-H), 3.49 (s, 3H, CH_3), 2.68 (q, J = 7.5Hz, 2H, CH_2), 2.51 (s, 3H, SCH_3), 1.22 (t, J = 7.5Hz, 3H, CH_3); MS (EI): m/e 333 (M^+ for the free base); Anal. ($C_{17}H_{20}ClN_3S \cdot HCl$); Calcd. (%): C: 55.14, H: 5.72, N: 11.35; Found (%): C: 55.29, H: 5.81, N: 11.36.

Example 57 - N-(3-Methylthiophenyl)-N-methyl-N'-(2-chloro-5-methylthiophenyl)guanidine hydrochloride (Formula I: hydrochloride salt of R = 3-methylthiophenyl, $R^1 = CH_3$, $R^2 = H$, $R^3 = Cl$, $R^4 = SCH_3$, n = 0).

TLC: $R_f = 0.25$ (10% MeOH/CH_2Cl_2); MP: 203-204°C; ^1H NMR (300 MHz, CD_3OD): δ (ppm) 7.50-7.18 (m, 7H, Ar-H), 3.49 (s, 3H, CH_3), 2.52 (s, 3H, SCH_3), 2.49 (s, 3H, SCH_3); MS (EI): m/e 351 (M^+ for the free base); Anal. ($C_{18}H_{18}ClN_3S_2 \cdot HCl$); Calcd. (%): C: 49.48, H: 4.93, N: 10.82; Found (%): C: 49.41, H: 5.07, N: 10.81.

This Sheet Has Been Replaced

Example 58 - N-(3-Methylthiophenyl)-N-methyl-N'-(2-bromo-5-methylthiophenyl)guanidine (Formula I: R = 3-methylthiophenyl, $R^1 = CH_3$, $R^2 = H$, $R^3 = Br$, $R^4 = SCH_3$, n = 0).

TLC: $R_f = 0.43$ (SiO_2, CH_2Cl_2/MeOH = 10/1); M.P.: 174-175°C; ^1H NMR (CD_3OD): δ (ppm) 7.65-7.15 (m, Ar-H, 7H), 3.49 (s, CH_3, 3H), 2.52 (s, SCH_3, 3H), 2.49 (s, SCH_3, 3H); HRMS: 395.0120 (Calcd.: 395.0126 for $C_{18}H_{18}N_3BrS_2$); HPLC: 98.47%.

Example 59 - N-(3-Methylthiophenyl)-N-methyl-N'-(2-bromo-5-ethylphenyl)guanidine hydrochloride (Formula I: hydrochloride salt of R = 3-methylthiophenyl, $R^1 = CH_3$, $R^2 = H$, $R^3 = Br$, $R^4 = CH_2CH_3$, n = 0).

TLC: $R_f = 0.3$ (10% MeOH/CH_2Cl_2); MP: 199-200°C; ^1H NMR (300 MHz, CD_3OD): δ (ppm) 7.65-7.15 (m, 7H, Ar-H), 3.49 (s, 3H, CH_3), 2.64 (q, J = 7.5Hz, 2H, CH_2), 2.52 (s, 3H, SCH_3), 1.23 (t, J = 7.5Hz, 3H, CH_3); MS (EI): m/e 378 (M^+ for the free base); Anal. ($C_{17}H_{20}BrN_3S \cdot HCl$); Calcd. (%): C: 49.23, H: 5.10, N: 10.13; Found (%): C: 49.39, H: 5.01, N: 10.02.

Example 60 - N-(3-Trifluoromethylphenyl)-N-methyl-N'-(2,5-dichlorophenyl)guanidine hydrochloride (Formula I: hydrochloride salt of R = 3-trifluoromethylphenyl, $R^1 = CH_3$, $R^2 = H$, $R^3 = R^4 = Cl$, n = 0).

TLC: $R_f = 0.3$ (10% MeOH/CH_2Cl_2); MP: 209-210°C; ^1H NMR: δ (ppm) 7.86-7.39 (m, 7H, Ar-H); 3.54 (s, 3H, CH_3); MS (EI): m/e 381 (M^+ for the free base); Anal. ($C_{18}H_{12}Cl_2F_3N_3 \cdot HCl$); Calcd. (%): C: 45.19, H: 3.29; N: 10.54; Found (%): C: 45.31, H: 3.50, N: 10.61.

This Sheet Has Been Replaced

Example 61 - N-(3-Trifluoromethylphenyl)-N-methyl-N'-(2,5-dibromophenyl)guanidine hydrochloride (Formula I: hydrochloride salt of R = 3-trifluoromethylphenyl, $R^1 = CH_3$, $R^2 = H$, $R^3 = R^4 = Br$, n = 0).

TLC: $R_f = 0.5$ (10% MeOH/CH_2Cl_2); MP: 233-234°C; ^1H NMR: δ (ppm) 7.90-7.45 (m, 7H, Ar-H); 3.54 (s, 3H, CH_3); MS (EI): m/e 449 (M^+ for the free base); Anal. ($C_{15}H_{12}Br_2F_3N_3 \cdot HCl$); Calcd. (%): C: 36.93, H: 2.69, N: 8.62; Found (%): C: 37.00, H: 2.70, N: 8.56.

Example 62 - N-(3-Trifluoromethylphenyl)-N-methyl-N'-(2-chloro-5-methylthiophenyl)guanidine hydrochloride (Formula I: hydrochloride salt of R = 3-trifluoromethylphenyl, $R^1 = CH_3$, $R^2 = H$, $R^3 = Cl$, $R^4 = SCH_3$, n = 0).

TLC: $R_f = 0.3$ (10% MeOH/CH_2Cl_2); MP: 156-157°C; ^1H NMR (300 MHz, CD_3OD): δ (ppm) 7.90-7.20 (m, 7H, Ar-H), 3.53 (s, 3H, CH_3), 2.49 (s, 3H, SCH_3); MS (EI): m/e 373 (M^+ for the free base); Anal. ($C_{16}H_{15}ClF_3N_3S_2 \cdot HCl$); Calcd. (%): C: 46.84, H: 3.93, N: 10.24; Found (%): C: 46.78, H: 4.07, N: 10.12.

Example 63 - N-(3-Trifluoromethylphenyl)-N-methyl-N'-(2-chloro-5-ethylphenyl)guanidine hydrochloride (Formula I: hydrochloride salt of R = 3-trifluoromethylphenyl, $R^1 = CH_3$, $R^2 = H$, $R^3 = Cl$, $R^4 = CH_2CH_3$, n = 0).

TLC: $R_f = 0.3$ (10% MeOH/CH_2Cl_2); MP: 164-165°C; ^1H NMR (300 MHz, CD_3OD): δ (ppm) 7.83-7.19 (m, 7H, Ar-H), 3.53 (s, 3H, CH_3), 2.65 (q, J = 7.5Hz, 2H, CH_2), 1.22 (t, J = 7.5Hz, 3H, CH_3); MS (EI): m/e 355 (M^+ for the free base); Anal. ($C_{17}H_{17}ClF_3N_3 \cdot HCl$); Calcd. (%): C: 52.06, H: 4.63, N: 10.71; Found (%): C: 52.14, H: 4.79, N: 10.66.

This Sheet Has Been Replaced

Example 64 - N-(3-Trifluoromethylphenyl)-N-methyl-N'-(2-bromo-5-methylthiophenyl)guanidine hydrochloride (Formula I: hydrochloride salt of R = 3-trifluoromethylphenyl, $R^1 = CH_3$, $R^2 = H$, $R^3 = Br$, $R^4 = SCH_3$, n = 0).

TLC: $R_f = 0.5$ (10% MeOH/CH_2Cl_2); MP: 121-122°C; ^1H NMR (300 MHz, CD_3OD): δ (ppm) 7.87-7.15 (m, 7H, Ar-H), 3.53 (s, 3H, CH_3), 2.49 (s, 3H, CH_3); MS (EI): m/e 419 (M^+ for the free base); Anal. ($C_{16}H_{15}BrF_3N_3S \cdot HCl$); Calcd. (%): C: 42.26, H: 3.5, N: 9.24; Found (%): C: 42.27, H: 3.70, N: 9.06.

Example 65 - N-(3-Trifluoromethylphenyl)-N-methyl-N'-(2-bromo-5-ethylphenyl)guanidine hydrochloride (Formula I: hydrochloride salt of R = 3-trifluoromethylphenyl, $R^1 = CH_3$, $R^2 = H$, $R^3 = Br$, $R^4 = CH_2CH_3$, n = 0).

TLC: $R_f = 0.5$ (10% MeOH/CH_2Cl_2); MP: 95-96°C; ^1H NMR (300 MHz, CD_3OD): δ (ppm) 7.70-6.75 (m, 7H, Ar-H), 3.47 (s, 3H, CH_3), 2.58 (q, J = 7.5HZ, 2H, CH_2), 1.22 (t, J = 7.5Hz, 3H, CH_3); MS (EI): m/e 401 (M^+ for the free base); Anal. ($C_{17}H_{17}BrF_3N_3 \cdot HCl$); Calcd. (%): C: 46.76, H: 4.15, N: 9.62; Found (%): C: 46.57, H: 4.43, N: 9.38.

Example 66 - N-(3-Bromophenyl)-N-methyl-N'-(2-chloro-5-methylthiophenyl)guanidine hydrochloride (Formula I: hydrochloride salt of R = 3-bromophenyl, $R^1 = CH_3$, $R^2 = H$, $R^3 = Cl$, $R^4 = SCH_3$, n = 0).

TLC: $R_f = 0.5$ (10% MeOH/CH_2Cl_2); MP: 244-245°C; ^1H NMR (300 MHz, CD_3OD): δ (ppm) 7.80-7.20 (m, 7H, Ar-H), 3.53 (s, 3H, CH_3), 2.49 (s, 3H, SCH_3); MS (EI): m/e 385 (M^+ for the free base); Anal. ($C_{15}H_{15}BrClN_3S \cdot HCl$); Calcd. (%): C: 42.78, H: 3.83, N: 9.98; Found (%): C: 42.85, H: 3.99, N: 9.80.

This Sheet Has Been Replaced

Example 67 - N-(3-Trifluoromethoxyphenyl)-N'-(2-bromo-5-ethylphenyl)-N-methylguanidine hydrochloride (Formula I: hydrochloride salt of R = 3-trifluoromethoxyphenyl, $R^1 = CH_3$, $R^2 = H$, $R^3 = Br$, $R^4 = CH_2CH_3$, $n = 0$).

TLC: $R_f = 0.36$ (SiO_2, CH_2Cl_2/MeOH = 10/1); MP: 74-75°C; ^1H NMR (CD_3OD): δ (ppm) 7.63-7.15 (m, Ar-H, 7H), 3.30 (s, CH_3, 3H), 2.64 (m, CH_2, 2H), 1.23 (t, CH_3, J = 7.45Hz, 3H); MS (EI): m/e 416.0 (M^+: $C_{17}H_{17}N_3BrOF_3$); Anal. ($C_{17}H_{17}N_3BrOF_3 \cdot HCl$); Calcd. (%): C: 45.10, H: 4.01, N: 9.28; Found (%): C: 45.31, H: 4.15, N: 9.09.

Example 68 - N-(3-Trifluoromethoxyphenyl)-N'-(2,5-dibromophenyl)-N-methylguanidine hydrochloride (Formula I: hydrochloride salt of R = 3-trifluoromethoxyphenyl, $R^1 = CH_3$, $R^2 = H$, $R^3 = R^4 = Br$, $n = 0$).

TLC: $R_f = 0.55$ (SiO_2, CH_2Cl_2/MeOH = 10/1); MP: 188-189°C; ^1H NMR (CD_3OD): δ (ppm) 7.80-7.40 (m, Ar-H, 7H), 3.52 (s, CH_3, 3H); MS (EI): m/e 467.80 (M^+: $C_{15}H_{12}N_3Br_2OF_3$); Anal. ($C_{15}H_{12}N_3Br_2OF_3 \cdot HCl$); Calcd. (%): C: 35.78, H: 2.60, N: 8.34; Found (%): C: 35.72, H: 2.75, N: 8.26.

Example 69 - N-(3-Methylsulfonylphenyl)-N-methyl-N'-(2,5-dibromophenyl)guanidine hydrochloride (Formula II: hydrochloride salt of R = 3-methylsulfonylphenyl, $R^1 = CH_3$, $R^2 = H$, $R^3 = R^4 = Br$, $n = 0$).

TLC: $R_f = 0.47$ (SiO_2, CH_2Cl_2/MeOH = 10/1); MP: 245-246°C; ^1H NMR (CD_3OD): δ (ppm) 8.15-7.45 (m, Ar-H, 7H), 3.56 (s, CH_3, 3H), 3.17 (s, CH_3, 3H); MS (EI): m/e 462 (M^+: $C_{15}H_{15}N_3Br_2SO_2$); Anal. ($C_{15}H_{15}N_3Br_2SO_2 \cdot HCl$); Calcd. (%): C: 36.20, H: 3.24, N: 8.44; found (%): C: 35.98, H: 3.11, N: 8.36.

This Sheet Has Been Replaced

Example 70 - N-(3-Methylsulfinylphenyl)-N-methyl-N'-(2,5-dibromophenyl)guanidine hydrochloride (Formula II: hydrochloride salt of R = 3-methylsulfinylphenyl, $R^1 = CH_3$, $R^2 = H$, $R^3 = R^4 = Br$, n = 0).

TLC: $R_f = 0.52$ (SiO_2, CH_2Cl_2/MeOH = 10/1); MP: 169-170°C; ^1H NMR (CD_3OD): δ (ppm) 7.90-7.45 (m, Ar-H, 7H), 3.55 (s, CH_3, 3H), 2.85 (s, CH_3, 3H); MS (EI): m/e 446 (M^+: $C_{15}H_{15}N_3Br_2SO$); Anal. ($C_{15}H_{15}N_3Br_2SO \cdot HCl$); Calcd. (%): C: 37.41, H: 3.35, N: 8.72; Found (%): C: 37.15, H: 3.46, N: 8.38.

Example 71 - N-(3-Iodophenyl)-N-methyl-N'-(2-chloro-5-methylthiophenyl)guanidine hydrochloride (Formula I: hydrochloride salt of R = iodophenyl, $R^1 = CH_3$, $R_2 = H$, $R^3 = Cl$, $R^4 = SCH_3$, n = 0).

M.P.: 61-63°C.

Example 72 - N-(2-Chloro-5-ethylphenyl)-N'-(3-iodophenyl)guanidine hydrochloride (Formula I: hydrochloride salt of R = 3-iodophenyl, $R^1 = R^2 = H$, $R^3 = Cl$, $R^4 = CH_2CH_3$, n = 0).

white solid; mp 76-77°C; $R_f = 0.28$ (10:1 $CHCl_3$/MeOH): ^1H NMR (300 MHz, CD_3OD): δ (ppm) 7.76-7.78 (m, 1H, Ar-H), 7.52-7.56 (m, 1H, Ar-H), 7.39-7.42 (d, J = 6Hz, 1H, Ar-H), 7.31-7.36 (m, 1H, Ar-H), 7.08-7.22 (m, 3H, Ar-H), 3.30 (q, 2H, CH_2), 1.20-1.30 lt, 3H, CH_3); MS(EI): m/e 400 (M^+ for free base); Anal.: ($C_{15}H_{16}Cl_2IN_3 \cdot HCl$); Calcd. (%): C: 41.31, H: 3.70, N: 9.63; Found (%): c: 44.60, H: 3.96, N: 9.59.

Example 73 - N-(2-chloro-5-thiomethylphenyl)-N'-(3-iodophenyl)-N'-methylguanidine hydrochloride (Formula I: hydrochloride salt of R = 3-iodophenyl, $R^1 = CH_3$, $R^2 = H$, $R^3 = Cl$, $R^4 = SCH_3$, n = 0).

This Sheet Has Been Replaced

brown solid; mp 61-63°C; R_f=0.24 (10:1) $CHCl_3$/MeOH); ^1H NMR (300 MHz, CD_3OD): δ7.74-7.75 (3, 1H, Ar-H), 7.58-7.62 (dt, 1H, Ar-H), 7.30-7.37 (m, 2H, Ar-H), 7.14-7.19 (t, 1H, Ar-H), 6.92-6.97 (m, 2H, Ar-H), 3.36 (s, 3H, N-CH_3), 2.46 (s, 3H, SCH_3); MS (EI): m/e 432 (M^+ for free base); Anal. ($C_{18}H_{18}ClN_3S \cdot HCl \cdot Et_2O$); Calcd. (%): C: 40.76, H: 4.33, N: 8.20; Found (%): C: 44.37, H: 4.69, N: 8.58.

EXAMPLE 74 - PCP Radioligand Binding Assays

PCP receptor binding assays were performed using rat brain membranes as the source of receptors. The radioligand used to label PCP receptors was [^3H]MK-801.

Synthesis of [^3H]MK-801 and PCP receptor binding assay protocols are described in J.F.W. Keana, et al., Life Sci., 43:965-973 (1988). Briefly, in the protocols, rat brain membranes were prepared and used as described for "detergent-treated membranes" (see D.E. Murphy, et al., *J. Pharmacol. Exp. Ther.*, 240:778-784 (1987)), and stored at a protein concentration of 10 mg/ml at -70°C. No effect of storage (1 month) of the membranes at -70°C on receptor number or affinity for [^3H]MK-801 was observed.

For assays with rat membranes, the thawed membranes were incubated at 1 mg/ml with 0.01% Triton X-100 for 15 minutes at 32°C, then washed three times by centrifugation to reduce the endogenous amino acid concentrations, and finally resuspended in buffer for assay. Glycine and l-glutamate were each added back to a final concentration of 1 μM to maximally stimulate the [^3H]MK-801 binding. The assays contain 400 μl of membranes, and 50 μl of buffer or unlabelled drug.

This Sheet Has Been Replaced

For [^{3}H]MK-801 binding, 1 nm radioligand was incubated with 200 μg/ml of rat brain membranes for 4 hours at room temperature. All assays were stopped by rapid filtration under vacuum through Whatman GF/B glass fiber filters presoaked in 0.05% polyethyleneimine using a Brandel 48-well cell harvester (Brandel, Gaithersburg, MD). The filters were washed three times with 5 ml of cold 5 mM tris-HCl, pH = 7.4. Each filter was suspended in 10 ml of Cytoscint (ICN Biomedicals, Costa Mesa, CA) and radioactivity was measured by liquid scintillation spectrometry at a counting efficiency of 50%. Nonspecific binding was defined as that remaining in the presence of 10 μM MK-801 or 100 μM PCP.

Saturation data were evaluated and IC_{50} values were determined as described by J.B. Fischer and A. Schonbrunn (*J. Biol. Chem.*, 263:2808-2816 (1988)). K_i values are derived from the IC_{50} values as described by Cheng et al., *Biochem. Pharmacol.*, 22:3099-3108 (1973).

Results of the assay are shown in Table I which follows Example 75 below, wherein the general formula of the tested compounds (i.e., compounds identified as compound nos. 1-83) is shown at the top of Table I with the particular substituent groups of each compound specified within the Table.

EXAMPLE 75 - Sigma Receptor Binding Assay

Methods. Sigma receptor binding assays using guinea pig brain membrane homogenates and the radioligand [^{3}H]DTG were conducted as described by E. Weber, et al., *P.N.A.S. (USA)*, 83:8784-8788 (1986). Briefly, frozen whole guinea-pig brains (Biotrol, Indianapolis, IN) were

This Sheet Has Been Replaced

homogenized in 10 volumes (w/v) of ice-cold 320 mM sucrose using a Brinkman polytron. The homogenate was centrifuged at 1,000 x g for 20 minutes at 4°C. The supernatant was centrifuged at 20,000 x g for 20 minutes at 4°C. The resulting pellet was resuspended in 10 initial volumes of 50 mM Tris/HCl buffer at pH 7.4 and centrifuged at 20,000 x g for 20 minutes at 4°C. The resulting pellet was resuspended in 5 initial volumes ice-cold 50 mM Tris/HCl (pH 7.4), and the final volume was adjusted to yield a protein concentration of 3 mg/ml. Aliquots of 20-ml were stored at -70°C until used, with no detectable loss of binding.

For [^{3}H]DTG binding assays, the frozen membrane suspensions were thawed and diluted 1:3 in 50 mM Tris/HCl (pH 7.4). To 12 x 75 mm polystyrene test tubes were added 0.8 ml of diluted membrane suspension, 0.1 ml of [^{3}H]DTG (Dupont/NEN) to yield a final concentration of 1.4 nM, and 0.1 ml of unlabelled drugs or buffer. The protein concentration in the 1-ml final incubation volume was 800 µg/ml, corresponding to 32 mg of brain tissue (original wet weight) and to a tissue concentration within the linear range for specific binding. Non-specific binding was defined as that remaining in the presence of 10 µM haloperidol. Incubations were terminated after 90 minutes at room temperature by addition of 4 ml of ice-cold 50mM Tris/HCl (pH 7.4) and rapid filtration of the membrane suspension through Whatman GF/B glass-fiber filters under vacuum, using a 48-well cell harvester (Brandel). The filters were washed 2 times with 4 ml of 50 mM Tris/HCl (pH 7.4). Each filter was suspended in 10 ml Cytoscint (ICI), and radioactivity was measured by liquid scintillation spectrometry at a counting efficiency of approximately 50%. IC_{50} values were determined

This Sheet Has Been Replaced

by non-linear regression analysis. The results are shown in Table I below for each of the tested compounds of the specified structure. In Table I, the designation "NT" indicates the compound was not tested in the specified assay.

TABLE I

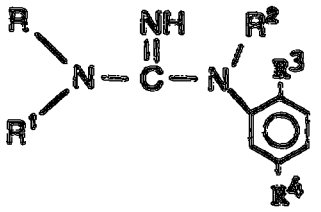

Compd. No.	R	R^1	R^2	R^3	R^4	[^{3}H-MK801]		[^{3}H-DTG] IC_{50} (nM)
						IC_{50} (nM)	K_i (nM)	
1	3-ethylphenyl	H	H	Cl	Cl	88	67.7	11.8
2	3-ethylphenyl	H	H	Br	Br	87.5	67.3	18.2
3	3-ethylphenyl	H	H	H	Cl	146	112	15.5
4	3-ethylphenyl	H	H	Br	CF_3	86.9	66.8	10.3
5	3-ethylphenyl	H	H	F	CF_3	99.9	76.0	14.8
6	3-ethylphenyl	H	H	Cl	CF_3	57.1	43.9	14.2
7	3-ethylphenyl	H	H	Cl	CH_3	100	76.9	30.6
8	3-ethylphenyl	H	H	Cl	CH_2CH_3	45.2	34.7	2.04
9	3-ethylphenyl	H	H	H	CH_2CH_3	168	129	8.0
10	3-ethylphenyl	CH_3	H	Cl	Cl	84.6	65.0	28.5
11	3-ethylphenyl	CH_3	H	Br	Br	47.8	36.8	40.2
12	3-ethylphenyl	CH_3	H	H	Cl	646	497	43.5
13	3-ethylphenyl	CH_3	H	Br	CF_3	102	78.4	208
14	3-ethylphenyl	CH_3	H	F	CF_3	252	194	85
15	3-ethylphenyl	CH_3	H	Cl	CF_3	131	101	120
16	3-ethylphenyl	CH_3	H	Cl	CH_3	101	77.6	45.3
17	3-ethylphenyl	CH_3	H	Cl	CH_2CH_3	53	40.7	115
18	3-ethylphenyl	CH_3	H	H	CH_2CH_3	213	164	81.8
19	3-ethylphenyl	CH_3	H	H	Br	105	80.7	40

This Sheet Has Been Replaced

TABLE I (continued)

Compd. No.	R	R^1	R^2	R^3	R^4	[^{3}H-MK801]		[^{3}H-DTG]
						IC_{50} (nM)	K_i (nM)	IC_{50} (nM)
20	3-ethylphenyl	CH_3	H	F	CH_2CH_3	126	96.9	112.5
21	3-ethylphenyl	H	H	F	CH_2CH_3	64.6	49.6	7.4
22	3-ethylphenyl	CH_3	H	Br	CH_2CH_3	16.7	12.8	203
23	3-ethylphenyl	H	H	Br	CH_2CH_3	38.3	24.9	5.07
24	3-ethylphenyl	CH_3	H	Cl	SCH_3	6.7	5.1	308.5
25	3-ethylphenyl	H	H	Cl	SCH_3	15.4	11.8	15.8
26	3-ethylphenyl	CH_3	CH_3	Cl	Cl	93.7	72.0	39.3
27	3-ethylphenyl	CH_3	CH_3	Br	Br	35.5	27.3	380
28	3-ethylphenyl	CH_3	CH_3	Cl	CH_2CH_3	146	112	240.5
29	2-chloro-5-ethylphenyl	H	H	Cl	CH_3	54.7	42.1	36.1
30	2-chloro-5-ethylphenyl	H	H	Br	Br	66.4	51.0	186
31	1-naphthyl	H	H	Cl	Cl	41	31.5	25
32	1-naphthyl	H	H	Br	Br	48.6	37.3	37.6
33	1-naphthyl	H	H	CH_3	CH_3	79.2	60.9	27.4
34	1-naphthyl	H	H	F	CH_3	86	66.1	68
35	1-naphthyl	H	H	Cl	CH_3	31.2	24.0	43
36	1-naphthyl	H	H	OCH_3	CH_3	61.5	47.3	161
37	1-naphthyl	H	H	H	Cl	371	285	33
38	1-naphthyl	H	H	H	CH_3	192	148	75
39	1-naphthyl	H	H	F	CF_3	36.4	28.5	79.4
40	1-naphthyl	H	H	Cl	CF_3	38.6	29.6	52.5
41	1-naphthyl	H	H	Br	CF_3	51.1	39.3	49.6
42	1-naphthyl	H	H	SCH_3	CF_3	170	131	416
43	1-naphthyl	H	H	H	CF_3	129	99.2	238
44	1-naphthyl	H	H	Cl	CH_2CH_3	20.6	15.8	4.94
45	1-naphthyl	H	H	H	CH_2CH_3	39	30.0	53.8
46	1-naphthyl	H	H	Cl	SCH_3	43	33.2	25.4
47	1-naphthyl	H	H	H	SCH_3	124	95.3	27
48	8-quinolinyl	H	H	Cl	CH_3	32	24.4	999
49	8-quinolinyl	H	H	Cl	CH_2CH_3	4.2	3.2	322
50	1-naphthyl	H	CH_3	Cl	Cl	62	47.6	1316
51	1-naphthyl	H	CH_3	Br	Br	65	49.9	1250
52	1-naphthyl	H	CH_3	H	Cl	107	82.3	2982

TABLE 1 (continued)

Compd. No.	R	R^1	R^2	R^3	R^4	[^{3}H-MK801] IC_{50} (nM)	[^{3}H-MK801] K_i (nM)	[^{3}H-DTG] IC_{50} (nM)
53	1-naphthyl	H	CH_3	H	Br	54	41.6	2759
54	1-naphthyl	H	CH_3	CH_3	CH_3	79	60.8	1654
55	1-naphthyl	H	CH_3	Cl	CH_3	41	31.6	2425
56	1-naphthyl	H	CH_3	H	CH_3	85	65.4	1262
57	1-naphthyl	H	CH_3	Cl	CH_2CH_3	32.8	25.2	136
58	1-naphthyl	H	CH_3	H	CH_2CH_3	37.5	28.8	2535
59	3-ethylphenyl	CH_3	H	Br	CH_3	3.19	2.45	240
60	3-methylthiophenyl	CH_3	H	Cl	SCH_3	2.43	1.84	480
61	3-methylthiophenyl	CH_3	H	Cl	CH_2CH_3	12.6	9.69	178
62	3-methylthiophenyl	CH_3	H	Cl	Cl	59.3	45.6	130
63	3-methylthiophenyl	CH_3	H	Br	SCH_3	2.15	1.65	NT
64	3-methylthiophenyl	CH_3	H	Br	CH_2CH_3	5.09	3.92	180
65	3-methylthiophenyl	CH_3	H	Br	Br	5.38	4.13	113
66	3-trifluoromethyl-phenyl	CH_3	H	Cl	SCH_3	8.47	6.92	421
67	3-trifluoromethyl-phenyl	CH_3	H	Cl	CH_2CH_3	77.0	59.2	200
68	3-trifluoromethyl-phenyl	CH_3	H	Cl	Cl	201	155	110
69	3-trifluoromethyl-phenyl	CH_3	H	Br	SCH_3	5.55	4.27	631
70	3-trifluoromethyl-phenyl	CH_3	H	Br	CH_2CH_3	20.4	15.7	166
71	3-trifluoromethyl-phenyl	CH_3	H	Br	Br	34.0	26.1	224
72	3-bromophenyl	CH_3	H	Cl	SCH_3	4.65	3.58	NT
73	3-trifluoro-methoxyphenyl	CH_3	H	Br	Br	25.6	19.7	NT
74	3-trifluoro-methoxyphenyl	CH_3	H	Br	CH_2CH_3	16.0	12.3	NT
75	3-methyl-sulfonylphenyl	CH_3	H	Br	Br	530	408	NT
76	3-methyl-sulfinylphenyl	CH_3	H	Br	Br	322	248	NT
77	3-iodophenyl	CH_3	H	Cl	SCH_3	2.11	1.62	NT
78	3-iodophenyl	H	H	Cl	CH_2CH_3	13.7	10.5	NT
79	8-quinolinyl	CH_3	H	Cl	SCH_3	22.3	17	542

This Sheet Has Been Replaced

EXAMPLE 76 - *in vivo* assay for protection against NMDA-induced excitotoxic damage to the central nervous system.

The *in vivo* potency of compounds of the present invention is exemplified by data summarized in Table II and obtained pursuant to the following protocol. Day 7 neonatal rats were anesthetized with metophane inhalation anesthetic for 4-6 minutes, inserted into a stereotaxic apparatus and injected intrastriatally with 0.5 μl of 50 mM NMDA (N-methyl-D-aspartate). 15 minutes after the NMDA injection, the rat pups were injected intraperitoneally with 10, 30 or 60 μmol/kg of the NMDA antagonist of the structure specified in Table II. Animals were returned to their mother and watched for signs of distress (e.g., respiratory depression). After five days, the animals were anesthetized with CO_2 and then decapitated; their brains were removed and weighed to determine the degree of neuroprotection. Because NMDA injection results in a retardation of brain growth (including necrosis), effects can be measured gravimetrically in terms of the weights of injected and non-injected hemispheres. Two groups of rat pups were used at each of three doses of a compound to generate a neuroprotection dose-response curve. The chemical structure of each of the tested compounds is specified below with the general formula of the compounds shown at the top of Table II with particular substituent groups specified within that Table. Table II discloses 1) the ED_{80} for each tested compound, i.e., the dose of a compound that provides 80% of the maximum protection against damage to the central nervous system; and 2) the percent (%) maximum protection against damage to the central nervous system provided by the indicated dose expressed as μmol per kilogram bodyweight of the test subject.

This Sheet Has Been Replaced

TABLE II

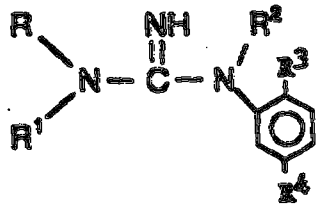

Cmpd. No.	R	R_1	R_2	R_3	R_4	ED80 μmol/kg	% maximum protection per dose (μmol/kg)
1	3-ethylphenyl	CH_3	H	Cl	Cl	38.4	88.8@60
2	3-ethylphenyl	CH_3	H	Br	Br	13.4	93.8@60
3	3-ethylphenyl	H	H	F	CF_3	15.2	76.6@60
4	3-ethylphenyl	CH_3	H	Cl	C_2H_5	19.8	77.8@60
5	1-naphthyl	H	CH_3	Cl	C_2H_5	22.3	92.2@60
6	1-naphthyl	H	CH_3	Br	Br	26.9	85.7@60
7	1-naphthyl	H	CH_3	CH_3	CH_3	22.5	86.0@30
8	1-naphthyl	H	H	F	CF_3	28.8	96.0@60
9	1-naphthyl	H	H	Cl	SCH_3	10.8	92.7@60
10	1-naphthyl	H	H	Cl	CH_3	45.8	96.4@60
11	8-quinolyl	H	H	Cl	C_2H_5	14.2	94.5@30

This invention has been described in detail with reference to preferred embodiments thereof. However, it will be appreciated that those skilled in the art, upon consideration of this disclosure, may make modifications and improvements within the spirit and scope of the invention.

This Sheet Has Been Replaced

* C L M S *

What is claimed is:

1. A compound of the following Formula I:

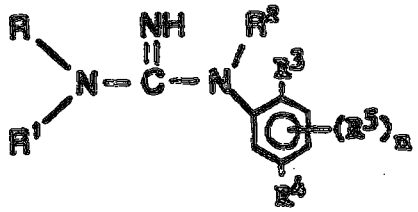

I

wherein R, R^1 and R^2 are each independently hydrogen, substituted or unsubstituted alkyl, substituted or unsubstituted alkenyl, substituted or unsubstituted alkynyl, substituted or unsubstituted alkoxy, substituted or unsubstituted alkylthio, substituted or unsubstituted aminoalkyl, substituted or unsubstituted carbocyclic aryl, substituted or unsubstituted aralkyl, or a substituted or unsubstituted heteroaromatic or heteroalicyclic group having 1 to 3 rings, 3 to 8 ring members in each ring and 1 to 3 hetero atoms;

R^3, R^4, and each R^5 substituent are each independently halogen, hydroxyl, azido, substituted or unsubstituted alkyl, substituted or unsubstituted alkenyl, substituted or unsubstituted alkynyl, substituted or unsubstituted alkoxy, substituted or unsubstituted alkylthio, substituted or unsubstituted aminoalkyl, substituted or unsubstituted carbocyclic aryl, or substituted or unsubstituted aralkyl; n is an integer of from 0-3; or a pharmaceutically acceptable salt thereof.

2. A compound of claim 1 wherein at least one of R and R^1 is other than hydrogen.

This Sheet Has Been Replaced

3. A compound of claim 2 wherein R is a substituted or unsubstituted carbocyclic aryl group or a subsituted or unsubstituted heteroaromatic group.

4. A compound of claim 1 where R is a substituted or unsubstituted carbocyclic aryl group, and R^1 and R^2 are each independently hydrogen or substituted or unsubstituted alkyl.

5. A compound of claim 1 of the following Formula Ia:

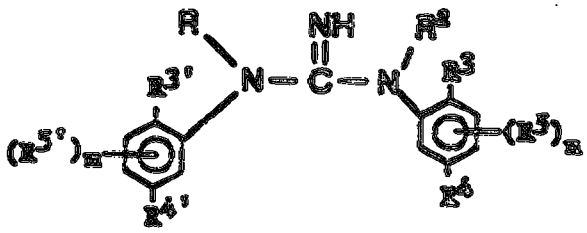

Ia

wherein R and R^2 are each independently hydrogen, substituted or unsubstituted alkyl, substituted or unsubstituted alkenyl, substituted or unsubstituted alkynyl, substituted or unsubstituted alkoxy, substituted or unsubstituted alkylthio, substituted or unsubstituted aminoalkyl, substituted or unsubstituted carbocyclic aryl, substituted or unsubstituted aralkyl, or a substituted or unsubstituted heteroaromatic or heteroalicyclic group having 1 to 3 rings, 3 to 8 ring members in each ring and 1 to 3 hetero atoms;

R^3, R^4, each R^5, $R^{3'}$, $R^{4'}$, and each $R^{5'}$ are each independently halogen, hydroxyl, azido, substituted or unsubstituted alkyl, substituted or unsubstituted alkenyl, substituted or unsubstituted alkynyl, substituted or unsubstituted alkoxy, substituted or unsubstituted

This Sheet Has Been Replaced

alkylthio, substituted or unsubstituted aminoalkyl, substituted or unsubstituted carbocyclic aryl, or substituted or unsubstituted aralkyl; m and n are each independently an integer of from 0 to 3; or a pharmaceutically acceptable salt thereof.

6. A compound of claim 1 of the following Formula Ib:

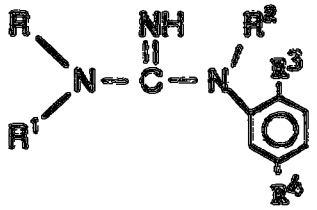

Ib

wherein R, R^1 and R^2 are each independently hydrogen, substituted or unsubstituted alkyl, substituted or unsubstituted alkenyl, substituted or unsubstituted alkynyl, substituted or unsubstituted alkoxy, substituted or unsubstituted alkylthio, substituted or unsubstituted aminoalkyl, substituted or unsubstituted carbocyclic aryl, substituted or unsubstituted aralkyl, or a substituted or unsubstituted heteroaromatic or heteroalicyclic group having 1 to 3 rings, 3 to 8 ring members in each ring and 1 to 3 hetero atoms;

R^3 and R^4 are each independently halogen, hydroxyl, azido, substituted or unsubstituted alkyl, substituted or unsubstituted alkenyl, substituted or unsubstituted alkynyl, substituted or unsubstituted alkoxy, substituted or unsubstituted alkylthio, substituted or unsubstituted aminoalkyl, substituted or unsubstituted carbocyclic aryl, or substituted or unsubstituted aralkyl; or a pharmaceutically acceptable salt thereof.

This Sheet Has Been Replaced

7. A compound of claim 1 of the following Formula Ic:

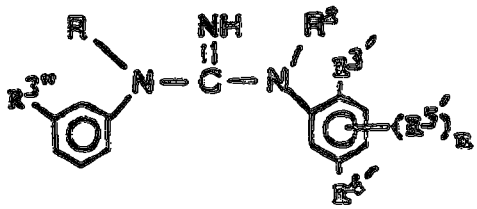

Ic

wherein R and R^2 are each independently hydrogen, substituted or unsubstituted alkyl, substituted or unsubstituted alkenyl, substituted or unsubstituted alkynyl, substituted or unsubstituted alkoxy, substituted or unsubstituted alkylthio, substituted or unsubstituted aminoalkyl, substituted or unsubstituted carbocyclic aryl, substituted or unsubstituted araikyl, or a substituted or unsubstituted heteroaromatic or heteroalicyclic group having 1 to 3 rings, 3 to 8 ring members in each ring and 1 to 3 hetero atoms;

$R^{3'}$, $R^{4'}$, $R^{3''}$ and each $R^{6'}$ are each independently halogen, hydroxyl, azido, substituted or unsubstituted alkyl, substituted or unsubstituted alkenyl, substituted or unsubstituted alkynyl, substituted or unsubstituted alkoxy, substituted or unsubstituted alkylthio, substituted or unsubstituted aminoalkyl, substituted or unsubstituted carbocyclic aryl, or substituted or unsubstituted araikyl; n is an integer of from 0 to 3; or a pharmaceutically acceptable salt thereof.

8. A compound of claim 1 that is N-(3-ethylphenyl)-N,N'-dimethyl-N'-(2,5-dichlorophenyl)guanidine;
N-(3-ethylphenyl)-N-methyl-N'-(2,5-dichlorophenyl)guanidine;
N-(3-ethylphenyl)-N'-(2,5-dichlorophenyl)-N'-methylguanidine;

This Sheet Has Been Replaced

* C L M S *

N-(3-ethylphenyl)-N'-(2,5-dichlorphenyl)guanidine;

N-(3-ethylphenyl)-N-methyl-N'-(2,5-dibromophenyl)guanidine;

N-(3-ethylphenyl)-N'-(2,5-dibromophenyl)-N'-methylguanidine;

N-(3-ethylphenyl)-N'-(2,5-dibromophenyl)guanidine;

N-(3-ethylphenyl)-N-methyl-N'-(2-chloro-5-trifluromethylphenyl)guanidine;

N-(3-ethylphenyl)-N'-(2-chloro-5-trifluoromethylphenyl)guanidine;

N-(3-ethylphenyl)-N,N'-dimethyl-N'-(2-bromo-5-trifluoromethyl)guanidine;

N-(3-ethylphenyl)-N-methyl-N'-(2-bromo-5-trifluromethylphenyl)guanidine;

N-(3-ethylphenyl)-N'-(2-bromo-5-trifluoromethylphenyl)guanidine;

N-(3-ethylphenyl)-N-methyl-N'-(2-fluoro-5-trifluromethylphenyl)guanidine;

N-(3-ethylphenyl)-N'-(2-fluoro-5-trifluoromethylphenyl)guanidine;

N-(3-ethylphenyl)-N,N'-dimethyl-N'-(2-chloro-5-ethylphenyl)guanidine;

N-(3-ethylphenyl)-N-methyl-N'-(2-chloro-5-ethylphenyl)guanidine;

N-(3-ethylphenyl)-N'-(2-chloro-5-ethylphenyl)guanidine;

N-(3-ethylphenyl)-N,N'-dimethyl-N'-(2-bromo-5-ethylphenyl)guanidine;

N-(3-ethylphenyl)-N-methyl-N'-(2-bromo-5-ethylphenyl)guanidine;

N-(3-ethylphenyl)-N'-(2-bromo-5-ethylphenyl)guanidine;

N-(3-ethylphenyl)-N,N'-dimethyl-N'-(2-fluoro-5-ethylphenyl)guanidine;

N-(3-ethylphenyl)-N-methyl-N'-(2-fluoro-5-ethylphenyl)guanidine;

N-(3-ethylphenyl)-N'-(2-fluoro-5-ethylphenyl)guanidine;

N-(3-ethylphenyl)-N,N'-dimethyl-N'-(2-chloro-5-methylphenyl);

N-(3-ethylphenyl)-N-methyl-N'-(2-chloro-5-methylphenyl)guanidine;

N-(3-ethylphenyl)-N'-(2-chloro-5-ethylphenyl)guanidine;

N-(3-ethylphenyl)-N'-(2-chloro-5-methylphenyl)guanidine;

N-(3-ethylphenyl)-N-methyl-N'-(2-chloro-5-methylthio)guanidine;

N-(3-ethylphenyl)-N'-(2-chloro-5-methylthio)guanidine;

This Sheet Has Been Replaced

This Sheet Has Been Replaced

N-(1-naphthyl)-N'-(2-bromo-5-ethylphenyl)guanidine;

N-(1-naphthyl-N'-(2-fluoro-5-ethylphenyl)guanidine;

N-(1-naphthyl)-N'-(2,5-dichlorophenyl)guanidine;

N-(1-naphthyl)-N'-(2-fluoro-5-methylphenyl)guanidine;

N-(3-ethylphenyl)-N-methyl-N'-(2,4,5-trichlorophenyl)guanidine;

N-(3-ethylphenyl)-N'-(2,4,5-trichlorophenyl)guanidine;

N-(3-ethylphenyl)-N-methyl-N'-(2,3,5-trichlorophenyl)guanidine;

N-(3-ethylphenyl)-N'-(2,3,5-trichlorophenyl)guanidine;

N-(1-naphthyl)-N'-(2,4,5-trichlorophenyl)guanidine;

N-(1-naphthyl)-N'-(2,3,5-trichlorophenyl)guanidine;

N-(1-naphthyl)-N'-(2,5-dichlorophenyl)-N'-methylguanidine;

N-(1-naphthyl)-N'-(2-chloro-5-methylphenyl)guanidine;

N-(1-naphthyl)-N'-(2,5-dimethylphenyl)guanidine;

N-(1-naphthyl)-N'-(2,5-dibromophenyl)guanidine;

N-(1-naphthyl)-N'-(2-chloro-5-methylphenyl)-N'-methylguanidine;

N-(1-naphthyl)-N'-(2-5-dimethylphenyl)-N'-methylguanidine;

N-(1-naphthyl)-N'-(2,5-dibromophenyl)-N-methylguanidine;

N-(1-naphthyl)-N'-(2,5-dibromophenyl)-N'-methylguanidine;

N-(1-naphthyl)-N'-(2-chloro-5-thiomethylphenyl)guanidine;

N-(1-naphthyl)-N'-(2-fluoro-5-trifluoromethylphenyl)guanidine;

N-(1-naphthyl)-N'-(2-chloro-5-trifluoromethylphenyl)guanidine;

N-(1-naphthyl)-N'-(2-bromo-5-trifluoromethylphenyl)guanidine;

N-(1-naphthyl)-N'-(2-thiomethyl-5-trifluoromethylphenyl)guanidine;

N-(1-naphthyl)-N'-(2-methoxy-5-methylphenyl)guanidine;

N-(1-naphthyl)-N'-(2-chloro-5-ethylphenyl)guanidine;

N-(1-naphthyl)-N'-(2-chloro-5-ethylphenyl)-N'-methylguanidine;

N-(1-naphthyl)-N'-methyl-N'-(2-chloro-5-thiomethylphenyl)guanidine;N-(8-quinolinyl)-N'-(2-chloro-5-methylphenyl)guanidine;

N-(8-quinolinyl)-N'-(2-chloro-5-ethylphenyl)guanidine;

N-(8-quinolinyl)-N'-methyl-(2-chloro-5-ethylphenyl}guanidine;

N-(3-methylthiophenyl)-N-methyl-N'-(2-chloro-5-methylthiophenyl)guanidine;

N-(3-methylthiophenyl)-N'-methyl-N'-(2-chloro-5-methylthiophenyl)guanidine;

N-(3-methylthiophenyl)-N'-(2-chloro-5-methylthiophenyl}guanidine;

N-(3-methylthiophenyl)-N-methyl-N'-(2-chloro-5-ethylphenyl}guanidine;

N-(3-methylthiophenyl)-N'-methyl-N'-(2-chloro-5-ethylphenyl)guanidine;

N-(3-methylthiophenyl)-N'-(2-chloro-5-ethylphenyl)guanidine;

N-(3-methylthiophenyl)-N-methyl-N'-(2-bromo-5-ethylphenyl}guanidine;

N-(3-methylthiophenyl)-N'-methyl-N'-(2-bromo-5-ethylphenyl)guanidine;

N-(3-methylthiophenyl)-N'-(2-bromo-5-ethylphenyl)guanidine;

N-(3-methylthiophenyl-N-methyl-N'-(2,5-dichlorophenyl)guanidine;

N-(3-methylthiophenyl-N'-methyl-N'-(2,5-dichlorophenyl)guanidine;

N-(3-methylthiophenyl-N'-(2,5-dichlorophenyl)guanidine;

N-(3-methylthiophenyl)-N-methyl-N'-(2,5-dibromophenyl)guanidine;

N-(3-methylthiophenyl)-N'-methyl-N'-(2,5-dibromophenyl)guanidine;

N-(3-methylthiophenyl)-N'-(2,5-dibromophenyl}guanidine;

N-(3-trifluoromethylphenyl)-N-methyl-N'-(2-chloro-5-methylthiophenyl}guanidine;

N-(3-trifluoromethylphenyl)-N'-methyl-N'-(2-chloro-5-methylthiophenyl}guanidine;

N-(3-trifluoromethylphenyl)-N'-(2-chloro-5-methylthiophenyl}guanidine;

N-(3-trifluoromethylphenyl)-N-methyl-N'-(2-chloro-5-ethylphenyl}guanidine;

N-(3-trifluoromethylphenyl)-N'-methyl-N'-(2-chloro-5-ethylphenyl)guanidine;

This Sheet Has Been Replaced

* C L M S *

N-(3-trifluoromethylphenyl)-N'-(2-chloro-5-ethylphenyl)guanidine;
N-(3-trifluoromethylphenyl)-N-methyl-N'-(2-bromo-5-ethylphenyl)guanidine;
N-(3-trifluoromethylphenyl)-N'-methyl-N'-(2-bromo-5-ethylphenyl)guanidine;
N-(3-trifluoromethylphenyl)-N'-(2-bromo-5-ethylphenyl)guanidine;
N-(3-trifluoromethylphenyl)-N-methyl-N'-(2,5-dichlorophenyl)guanidine;
N-(3-trifluoromethylphenyl)-N'-methyl-N'-(2,5-dichlorophenyl)guanidine;
N-(3-trifluoromethylphenyl)-N'-(2,5-dichlorophenyl)guanidine;
N-(3-trifluoromethylphenyl)-N-methyl-N'-(2,5-dibromophenyl)guanidine;
N-(3-trifluoromethylphenyl)-N'-methyl-N'-(2,5-dibromophenyl)guanidine;
N-(3-trifluoromethylphenyl)-N'-(2,5-dibromophenyl)guanidine;
N-(3-ethylphenyl)-N-methyl-N'-(2-bromo-5-methylthiophenyl)guanidine;
N-(3-ethylphenyl)-N'-methyl-N'-(2-bromo-5-methylthiophenyl)guanidine;
N-(3-ethylphenyl)-N'-(2-bromo-5-methylthiophenyl)guanidine;
N-(3-methylthiophenyl)-N-methyl-N'-(2-bromo-5-methylthiophenyl)guanidine;
N-(3-methylthiophenyl)-N'-methyl-N'-(2-bromo-5-methylthiophenyl)guanidine;
N-(3-methylthiophenyl)-N'-(2-bromo-5-methylthiophenyl)guanidine;
N-(3-methylthiophenyl)-N-methyl-N'-(2-bromo-5-ethylphenyl)guanidine;
N-(3-methylthiophenyl)-N'-methyl-N'-(2-bromo-5-ethylphenyl)guanidine;
N-(3-methylthiophenyl)-N'-(2-bromo-5-ethylphenyl)guanidine;
N-(3-trifluoromethylphenyl)-N-methyl-N'-(2-bromo-5-methylthiophenyl)guanidine;
N-(3-trifluoromethylphenyl)-N'-methyl-N'-(2-bromo-5-methylthiophenyl)guanidine;
N-(3-trifluoromethylphenyl)-N'-(2-bromo-5-methylthiophenyl)guanidine;

This Sheet Has Been Replaced

* C L M S *

N-(3-bromophenyl)-N-methyl-N'-(2-chloro-5-methylthiophenyl)guanidine;
N-(3-bromophenyl)-N'-methyl-N'-(2-chloro-5-methylthiophenyl)guanidine;
N-(3-bromophenyl)-N'-(2-chloro-5-methylthiophenyl)guanidine;
N-(3-trifluoromethoxyphenyl)-N-methyl-N'-(2,5-dibromophenyl)guanidine;
N-(3-trifluoromethoxyphenyl)-N'-methyl-N'-(2,5-dibromophenyl)guanidine;
N-(3-trifluoromethoxyphenyl)-N'-(2,5-dibromophenyl)guanidine;
N-(3-trifluoromethoxyphenyl)-N-methyl-N'-(2-bromo-5-ethylphenyl)guanidine;
N-(3-trifluoromethoxyphenyl)-N'-methyl-N'-(2-bromo-5-ethylphenyl)guanidine;
N-(3-trifluoromethoxyphenyl)-N'-(2-bromo-5-ethylphenyl)guanidine;
N-(3-iodophenyl)-N-methyl-N'-(2-chloro-5-methylthiophenyl)guanidine;
N-(3-iodophenyl)-N'-methyl-N'-(2-chloro-5-methylthiophenyl)guanidine;
N-(3-iodophenyl)-N'-(2-chloro-5-methylthiophenyl)guanidine;
N-(3-iodophenyl)-N-methyl-N'-(2-chloro-5-ethylphenyl)guanidine;
N-(3-iodophenyl)-N'-methyl-N'-(2-chloro-5-ethylphenyl)guanidine;
N-(3-iodophenyl)-N'-(2-chloro-5-ethylphenyl)guanidine;
N-(3-ethylphenyl)-N'-(2-chloro-5-ethylthiophenyl)guanidine;
N-(3-ethylphenyl)-N-methyl-N'-(2-chloro-5-ethylthiophenyl)guanidine;
N-(3-ethylphenyl)-N'-methyl-N'-(2-chloro-5-ethylthiophenyl)guanidine;
N-(3-ethylphenyl)-N,N'-dimethyl-N'-(2-chloro-5-ethylthiophenyl)guanidine;
N-(3-ethylphenyl)-N'-(2-bromo-5-ethylthiophenyl)guanidine;
N-(3-ethylphenyl)-N-methyl-N'-(2-bromo-5-ethylthiophenyl)guanidine;
N-(3-ethylphenyl)-N'-methyl-N'-(2-bromo-5-ethylthiophenyl)guanidine;
N-(3-ethylphenyl)-N,N'-dimethyl-N'-(2-bromo-5-ethylthiophenyl)guanidine;

This Sheet Has Been Replaced

N-(3-methylthiophenyl)-N'-(2-chloro-5-ethylthiophenyl)guanidine;
N-(3-methylthiophenyl)-N-methyl-N'-(2-chloro-5-ethylthiophenyl)guanidine;
N-(3-methylthiophenyl)-N'-methyl-N'-(2-chloro-5-ethylthiophenyl)guanidine;
N-(3-methylthiophenyl)-N,N'-dimethyl-N'-(2-chloro-5-ethylthiophenyl)guanidine;
N-(3-methylthiophenyl)-N'-(2-bromo-5-ethylthiophenyl)guanidine;
N-(3-methylthiophenyl)-N-methyl-N'-(2-bromo-5-ethylthiophenyl)guanidine;
N-(3-methylthiophenyl)-N'-methyl-N'-(2-bromo-5-ethylthiophenyl)guanidine;
N-(3-methylthiophenyl)-N,N'-dimethyl-N'-(2-bromo-5-ethylthiophenyl)guanidine;
N-(3-trifluoromethylphenyl)-N'-(2-chloro-5-ethylthiophenyl)guanidine;
N-(3-trifluoromethylphenyl)-N-methyl-N'-(2-chloro-5-ethylthiophenyl)guanidine;
N-(3-trifluoromethylphenyl)-N'-methyl-N'-(2-chloro-5-ethylthiophenyl)guanidine;
N-(3-trifluoromethylphenyl)-N,N'-dimethyl-N'-(2-chloro-5-ethylthiophenyl)guanidine;
N-(3-trifluoromethylphenyl)-N'-(2-bromo-5-ethylthiophenyl)guanidine;
N-(3-trifluoromethylphenyl)-N-methyl-N'-(2-bromo-5-ethylthiophenyl)guanidine;
N-(3-trifluoromethylphenyl)-N'-methyl-N'-(2-bromo-5-ethylthiophenyl)guanidine;
N-(3-trifluoromethylphenyl)-N,N'-dimethyl-N'-(2-bromo-5-ethylthiophenyl)guanidine;

This Sheet Has Been Replaced

N-(3-ethylphenyl)-N'-(2-chloro-5-trifluoromethylthiophenyl)guanidine;
N-(3-ethylphenyl)-N-methyl-N'-(2-chloro-5-trifluoromethylthiophenyl)guanidine;
N-(3-ethylphenyl)-N'-methyl-N'-(2-chloro-5-trifluoromethylthiophenyl)guanidine;
N-(3-ethylphenyl)-N,N'-dimethyl-N'-(2-chloro-5-trifluoromethyl thiophenyl)guanidine;
N-(3-ethylphenyl)-N'-(2-bromo-5-trifluoromethylthiophenyl)guanidine;
N-(3-ethylphenyl)-N-methyl-N'-(2-bromo-5-trifluoromethyl thiophenyl)guanidine;
N-(3-ethylphenyl)-N'-methyl-N'-(2-bromo-5-trifluoromethyl thiophenyl)guanidine;
N-(3-ethylphenyl)-N,N'-dimethyl-N'-(2-bromo-5-trifluoromethyl thiophenyl)guanidine;
N-(3-methylthiophenyl)-N'-(2-chloro-5-trifluoromethyl thiophenyl)guanidine;
N-(3-methylthiophenyl)-N-methyl-N'-(2-chloro-5-trifluoromethyl thiophenyl)guanidine;
N-(3-methylthiophenyl)-N'-methyl-N'-(2-chloro-5-trifluoromethyl thiophenyl)guanidine;
N-(3-methylthiophenyl)-N,N'-dimethyl-N'-(2-chloro-5-trifluoromethyl thiophenyl)guanidine;
N-(3-methylthiophenyl)-N'-(2-bromo-5-trifluoromethyl thiophenyl)guanidine;
N-(3-methylthiophenyl)-N-methyl-N'-(2-bromo-5-trifluoromethyl thiophenyl)guanidine;
N-(3-methylthiophenyl)-N'-methyl-N'-(2-bromo-5-trifluoromethyl thiophenyl)guanidine;

This Sheet Has Been Replaced

N-(3-methylthiophenyl)-N,N'-dimethyl-N'-(2-bromo-5-trifluoromethyl thiophenyl)guanidine;

N-(3-trifluoromethylphenyl)-N'-(2-chloro-5-trifluoromethyl thiophenyl)guanidine;

N-(3-trifluoromethylphenyl)-N-methyl-N'-(2-chloro-5-trifluoromethyl thiophenyl)guanidine;

N-(3-trifluoromethylphenyl)-N'-methyl-N'-(2-chloro-5-trifluoromethyl thiophenyl)guanidine;

N-(3-trifluoromethylphenyl)-N,N'-dimethyl-N'-(2-chloro-5-trifluoromethyl thiophenyl)guanidine;

N-(3-trifluoromethylphenyl)-N'-(2-bromo-5-trifluoromethyl thiophenyl)guanidine;

N-(3-trifluoromethylphenyl)-N-methyl-N'-(2-bromo-5-trifluoromethyl thiophenyl)guanidine;

N-(3-trifluoromethylphenyl)-N'-methyl-N'-(2-bromo-5-trifluoromethyl thiophenyl)guanidine;

N-(3-trifluoromethylphenyl)-N,N'-dimethyl-N'-(2-bromo-5-trifluoromethyl thiophenyl)guanidine;

N-(1-naphthyl)-N'-(2-chloro-5-methylthiophenyl)guanidine;

N-(1-naphthyl)-N'-(2-iodo-5-methylthiophenyl)guanidine; or

N-(1-naphthyl)-N'-(2-bromo-5-methylthiophenyl)guanidine;

and pharmaceutically acceptable salts of said compounds.

9. A compound of the following Formula II:

This Sheet Has Been Replaced

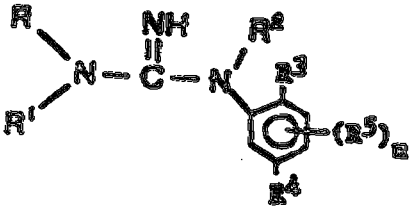

II

wherein R, R^1 and R^2 are each independently hydrogen, substituted or unsubstituted alkyl, substituted or unsubstituted alkenyl, substituted or unsubstituted alkynyl, substituted or unsubstituted alkoxy, substituted or unsubstituted alkylthio, substituted or unsubstituted alkylsulfinyl, substituted or unsubstituted alkylsulfonyl, substituted or unsubstituted aminoalkyl, substituted or unsubstituted carbocyclic aryl, substituted or unsubstituted araikyl, or a substituted or unsubstituted heteroaromatic or heteroalicyclic group having 1 to 3 rings, 3 to 8 ring members in each ring and 1 to 3 hetero atoms;

R^3, R^4, and each R^6 substituent are each independently halogen, hydroxyl, azido, substituted or unsubstituted alkyl, substituted or unsubstituted alkenyl, substituted or unsubstituted alkynyl, substituted or unsubstituted alkoxy, substituted or unsubstituted alkylthio, substituted or unsubstituted alkylsulfinyl, substituted or unsubstituted alkylsulfonyl, substituted or unsubstituted aminoalkyl, substituted or unsubstituted carbocyclic aryl, or substituted or unsubstituted araikyl; n is an integer of from 0-3; or a pharmaceutically acceptable salt thereof.

10. A compound of claim 9 of the following Formula IIa:

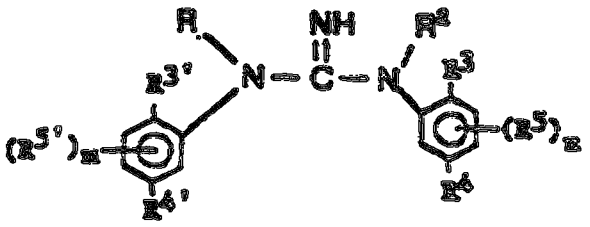

IIa

wherein R and R^2 are each independently hydrogen, substituted or unsubstituted alkyl, substituted or unsubstituted alkenyl, substituted or unsubstituted alkynyl, substituted or unsubstituted alkoxy, substituted

This Sheet Has Been Replaced

This Sheet Has Been Replaced

or unsubstituted alkylthio, substituted or unsubstituted alkylsulfinyl, substituted or unsubstituted alkylsulfonyl, substituted or unsubstituted aminoalkyl, substituted or unsubstituted carbocyclic aryl, substituted or unsubstituted aralkyl, or a substituted or unsubstituted heteroaromatic or heteroalicyclic group having 1 to 3 rings, 3 to 8 ring members in each ring and 1 to 3 hetero atoms;

R^3, R^4, each R^5, $R^{3'}$, $R^{4'}$, and each $R^{5'}$ are each independently halogen, hydroxyl, azido, substituted or unsubstituted alkyl, substituted or unsubstituted alkenyl, substituted or unsubstituted alkynyl, substituted or unsubstituted alkoxy, substituted or unsubstituted alkylthio, substituted or unsubstituted alkylsulfinyl, substituted or unsubstituted alkylsulfonyl, substituted or unsubstituted aminoalkyl, substituted or unsubstituted carbocyclic aryl, or substituted or unsubstituted aralkyl; m and n are each independently an integer of from 0 to 3; or a pharmaceutically acceptable salt thereof.

11. A compound of claim 9 of the following Formula IIb:

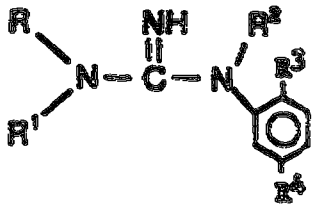

IIb

wherein R, R^1 and R^2 are each independently hydrogen, substituted or unsubstituted alkyl, substituted or unsubstituted alkenyl, substituted or unsubstituted alkynyl, substituted or unsubstituted alkoxy, substituted or unsubstituted alkylthio, substituted or unsubstituted alkylsulfinyl, substituted or unsubstituted alkylsulfonyl, substituted or unsubstituted

aminoalkyl, substituted or unsubstituted carbocyclic aryl, substituted or unsubstituted araikyl, or a substituted or unsubstituted heteroaromatic or heteroalicyclic group having 1 to 3 rings, 3 to 8 ring members in each ring and 1 to 3 hetero atoms;

R^3 and R^4 are each independently halogen, hydroxyl, azido, substituted or unsubstituted alkyl, substituted or unsubstituted alkenyl, substituted or unsubstituted alkynyi, substituted or unsubstituted alkoxy, substituted or unsubstituted alkylthio, substituted or unsubstituted alkylsulfinyl, substituted or unsubstituted alkylsulfonyl, substituted or unsubstituted aminoalkyl, substituted or unsubstituted carbocyclic aryl, or substituted or unsubstituted araikyl; or a pharmaceutically acceptable salt thereof.

12. A compound of claim 9 of the following Formula IIc:

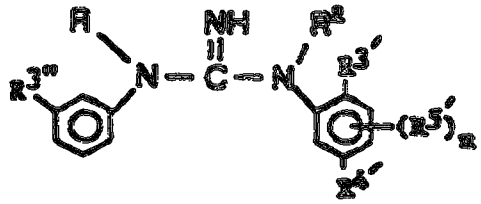

IIc

wherein R and R^2 are each independently hydrogen, substituted or unsubstituted alkyl, substituted or unsubstituted alkenyl, substituted or unsubstituted alkynyi, substituted or unsubstituted alkoxy, substituted or unsubstituted alkylthio, substituted or unsubstituted alkylsulfinyl, substituted or unsubstituted alkylsulfonyl, substituted or unsubstituted aminoalkyl, substituted or unsubstituted carbocyclic aryl, substituted or unsubstituted araikyl, or a substituted or unsubstituted heteroaromatic

This Sheet Has Been Replaced

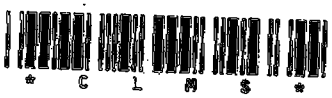

or heteroalicyclic group having 1 to 3 rings, 3 to 8 ring members in each ring and 1 to 3 hetero atoms;

$R^{3'}$, $R^{4'}$, $R^{3''}$, and each $R^{6''}$ are each independently halogen, hydroxyl, azido, substituted or unsubstituted alkyl, substituted or unsubstituted alkenyl, substituted or unsubstituted alkynyl, substituted or unsubstituted alkoxy, substituted or unsubstituted alkylthio, substituted or unsubstituted alkylsulfinyl, substituted or unsubstituted alkylsulfonyl, substituted or unsubstituted aminoalkyl, substituted or unsubstituted carbocyclic aryl, or substituted or unsubstituted aralkyl; n is an integer of from 0 to 3; or a pharmaceutically acceptable salt thereof.

13. A compound of claim 9 that is N-(3-methylsulfonylphenyl)-N-methyl-N'-(2,5-dibromophenyl)guanidine; N-(3-methylsulfonylphenyl)-N'-methyl-N'-(2,5-dibromophenyl)guanidine; N-(3-methylsulfonylphenyl)-N'-(2,5-dibromophenyl)guanidine; N-(3-methylsulfinylphenyl)-N-methyl-N'-(2,5-dibromophenyl)guanidine; N-(3-methylsulfinylphenyl)-N'-methyl-N'-(2,5-dibromophenyl)guanidine; or N-(3-methylsulfinylphenyl)-N'-(2,5-dibromophenyl)guanidine; and pharmaceutically acceptable salts thereof.

14. A method of treating a disease of the nervous system in which the pathophysiology of the disorder involves excessive excitation of nerve cells by agonists of NMDA receptors, comprising administering to a mammal exhibiting symptoms of the disease or that exhibits symptoms of the disease or susceptible to the disease an effective amount of a compound of claim 1.

This Sheet Has Been Replaced

15. The method of claim 14 wherein said disease is Alzheimer's disease, Parkinson's disease, Huntington's disease, Amyotrophic Lateral Sclerosis, Down's Syndrome or Korsakoff's disease, or wherein the mammal is a human suffering from epilepsy.

16. A method of inhibiting NMDA receptor-ion channel related neurotoxicity in a mammal exhibiting such neurotoxicity or susceptible thereto, comprising administering to the mammal an effective amount of a compound of claim 1.

17. The method of claim 16 wherein said neurotoxicity is caused by excessive release of endogenous glutamate following the occurrence of hypoxia, hypoglycemia, brain or spinal chord ischemia, or brain or spinal chord trauma.

18. A method of treating nerve cell death comprising administering to a mammal in need of such treatment an effective amount of a compound of claim 1.

19. A method of treating a disease of the nervous system in which the pathophysiology of the disorder involves excessive excitation of nerve cells by agonists of NMDA receptors, comprising administering to a mammal exhibiting symptoms of the disease or that susceptible to of the disease an effective amount of a compound of claim 9.

20. A method of inhibiting NMDA receptor-ion channel related neurotoxicity in a mammal exhibiting such neurotoxicity or susceptible

This Sheet Has Been Replaced

thereto comprising administering to the mammal an effective amount of a compound of claim 9.

21. A method of treating nerve cell death comprising administering to a mammal in need of such treatment an effective amount of a compound of claim 9.

22. A pharmaceutical composition comprising a therapeutically effective amount of one or more compounds of claim 1 and a pharmaceutically acceptable carrier.

23. A pharmaceutical composition comprising a therapeutically effective amount of one or more compounds of claim 9 and a pharmaceutically acceptable carrier.

24. A compound of claim 1 or claim 9 which is radiolabelled.

This Sheet Has Been Replaced

ABSTRACT

THERAPEUTIC SUBSTITUTED GUANIDINES

The present invention provides therapeutically useful substituted guanidines of formula (I) and methods of treatment and pharmaceutical compositions that utilize or comprise one or more of such guanidines.

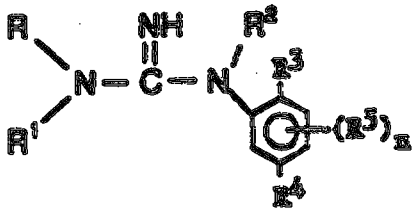

I

This Sheet Has Been Replaced

9408514-7 IPC S

REPLACED SHEETS SG
☐ Description : paged ..... to paged .....
☑ Claim(s) : paged ..81.... to paged ..96.....
☐ Drawing(s) : paged ..... to paged .....
☑ Abstract : paged ..99.... to paged .....
DATE OF RECEIPT .....

1

REPLACEMENT SHEETS SG
☑ Description : paged ..1.. to paged ..80..
☑ Claim(s) : paged ..81.. to paged ..96..
☐ Drawing(s) : paged ..... to paged .....
☑ Abstract : paged ..97.. to paged ..98..
DATE OF RECEIPT ...15/2/97.....

THERAPEUTIC SUBSTITUTED GUANIDINES

BACKGROUND OF THE INVENTION

1. Field of the Invention

The present invention relates to certain substituted guanidines, and methods of treatment and pharmaceutical compositions that utilize or comprise one or more such guanidines.

2. Background

A number of subatituted guanidines have been reported. See, e.g., U.S. Patent Nos. 1,411,731, 1,422,506, 1,597,233, 1,642,180, 1,672,431, 1,730,388, 1,756,315, 1,795,739, 1,850,682, 2,145,214, 2,254,009, 2,633,474, 3,117,994, 3,140,231, 3,159,676, 3,228,975, 3,248,426, 3,252,816, 3,283,003, 3,270,054, 3,301,755, 3,320,229, 3,301,775, 3,409,669, 3,479,437, 3,547,951, 3,639,477, 3,681,457, 3,769,427, 3,784,643, 3,803,324, 3,908,013, 3,949,089, 3,975,533, 3,976,787, 4,060,640, 4,014,934, 4,161,541, 4,709,094, 4,906,779, 5,093,525, 5,190,976 and 5,262,568; PCT applications WO 90/12575, WO 91/12797, WO 91/18868, and WO 92/14697; and H.W. Geluk, et al., *J. Med. Chem.*, 12:712 (1969).

The amino acid L-glutamate is widely thought to act as a chemical transmitter substance at excitatory synapses within the central nervous system. Neuronal responses to glutamate are complex and appear to be mediated by at least three different receptor types, i.e., KA, QA and NMDA subtypes, each being named for their relatively specific ligands, i.e., kainic acid, quisaqualic acid and N-methyl-D-aspartic acid,

REPLACEMENT SHEET
15 FEB 1997

respectively. An amino acid which activates one or more of these receptor types is referred to as an excitatory amino acid (EAA).

The NMDA subtype of excitatory amino acid receptors is activated during normal excitatory synaptic transmission in the brain. Activation of NMDA receptors under normal conditions is responsible for the phenomena of long-term potentiation, a memory-like phenomenon, at excitatory synapses. Excessive excitation of neurons occurs in epileptic seizures and it has been shown that over-activation of NMDA receptors contributes to the pathophysiology of epilepsy.

NMDA receptors are also strongly involved in nerve cell death which occurs following brain or spinal chord ischemia. Upon the occurrence of ischemic brain insults such as stroke or heart attack, an excessive release of endogenous glutamate occurs, resulting in the over-stimulation of NMDA receptors. Associated with the NMDA receptors is an ion channel. The recognition site, i.e., the NMDA receptor, is external to the ion channel. When glutamate interacts with the NMDA receptor, it causes the ion channel to open, thereby permitting a flow of cations across the cell membrane, e.g., Ca^{2+} and Na^{+} into the cell and K^{+} out of the cell. It is believed that this flux of ions, especially the influx of Ca^{2+} ions, caused by the interaction of glutamate with the NMDA receptor, plays an important role in nerve cell death. See, e.g., S.M. Rothman, et al., *Trends in Neurosci.*, 10(7):299-302 (1987).

Agents which block responses to NMDA receptor activation therefore have therapeutic uses in the treatment of neurological disorders such as epilepsy and also in the prevention of nerve cell death

REPLACEMENT SHEET
15 FEB 1997

resulting from hypoxia or hypoglycemia or following brain ischemia which occurs during stroke, trauma and heart attack. A number of disorders of the nervous system are associated with neurodegeneration that may be caused by overactivation of NMDA receptors. Antagonists of NMDA receptor-mediated responses have potential therefore for the treatment of such disorders as Alzheimer's disease, Parkinson's disease, Huntington's disease, Amyotrophic Lateral Sclerosis, Down's Syndrome and Korsakoff's disease.

Research on the NMDA receptor-ion channel complex has led to determination of a receptor site within the ion channel known as the PCP receptor. See J.P. Vincent, et al., *Proc. Natl. Acad. Sci. USA*, 76:4678-4682 (1979); S.R. Zukin, et al., *Proc. Natl. Acad. Sci. USA*, 76:5372-5376 (1979); M.S. Sonders, et al., *Trends in Neurosci.*, 11(1):37-40 (1988); and N.A. Anis, et al., *Br. J. Pharmacol.*, 79:565-575 (1983). A compound which binds to the PCP receptor can act as an ion channel blocker, thereby interrupting the flow of ions through the cell membrane. In this manner, agents which interact with the PCP receptor act as non-competitive antagonists reducing the agonist action of glutamate at the NMDA receptor.

Known PCP receptor ligands include PCP, i.e., Phencyclidine, analogues such as 1-[1-(2-thienyl)-cyclohexyl]-piperidine (TCP), benzomorphan (sigma) opiates, and (+)-5-methyl-10,11-dihydro-5H-dibenzo[a,d]cycloheptene-5,10-imine (i.e., the drug MK-801; see U.S. Patent No. 4,399,141). See, also, E.H.F. Wong, et al., *Proc. Natl. Acad. Sci. USA*, 83:7104-7108 (1986), and W.J. Thompson, et al., *J. Med. Chem.*, 33:789-808 (1990).

REPLACEMENT SHEET
15 FEB 1997

SUMMARY OF THE INVENTION

The present invention provides substituted guanidines of Formula I:

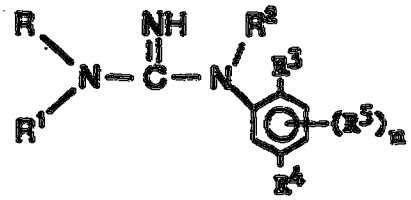

I

wherein R, R^1 and R^2 are each independently hydrogen, substituted or unsubstituted alkyl having from 1 to about 20 carbon atoms, substituted or unsubstituted alkenyl having from 2 to about 20 carbon atoms, substituted or unsubstituted alkynyl having from 2 to about 20 carbon atoms, substituted or unsubstituted alkoxy having from 1 to about 20 carbon atoms, substituted or unsubstituted alkylthio having from 1 to about 20 carbon atoms, substituted or unsubstituted aminoalkyl having from 1 to about 20 carbon atoms, substituted or unsubstituted carbocyclic aryl having at least about 6 ring carbon atoms, substituted or unsubstituted aralkyl having at least about 6 carbon ring atoms, or a substituted or unsubstituted heteroaromatic or heteroalicyclic group having from 1 to 3 rings, 3 to 8 ring members in each ring and from 1 to 3 hetero atoms;

R^3 and R^4 are each independently halogen, hydroxyl, azido, substituted or unsubstituted alkyl having from 1 to about 20 carbon atoms, substituted or unsubstituted alkenyl having from 2 to about 20 carbon atoms, substituted or unsubstituted alkynyl having from 2 to

REPLACEMENT SHEET
15 FEB 1997

about 20 carbon atoms, substituted or unsubstituted alkoxy having from 1 to about 20 carbon atoms, substituted or unsubstituted alkylthio having from 1 to about 20 carbon atoms, substituted or unsubstituted aminoalkyl having from 1 to about 20 carbon atoms, substituted or unsubstituted carbocyclic aryl having at least about 6 ring carbon atoms, or substituted or unsubstituted aralkyl having at least about 6 ring carbon atoms;

each R^5 substituent is independently halogen, hydroxyl, azido, substituted or unsubstituted alkyl having from 1 to about 20 carbon atoms, substituted or unsubstituted alkenyl having from 2 to about 20 carbon atoms, substituted or unsubstituted alkynyl having from 2 to about 20 carbon atoms, substituted or unsubstituted alkoxy having from 1 to about 20 carbon atoms, substituted or unsubstituted alkylthio having from 1 to about 20 carbon atoms, substituted or unsubstituted aminoalkyl having from 1 to about 20 carbon atoms, substituted or unsubstituted carbocyclic aryl having at least about 6 ring carbon atoms, or substituted or unsubstituted aralkyl having at least about 6 ring carbon atoms;

n is an integer of from 1 to 3; and pharmaceutically acceptable salts thereof.

In another aspect, the invention provides compounds of the following Formula II:

II

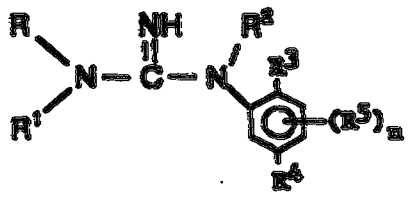

REPLACEMENT SHEET
15 FEB 1997

wherein R, R^1 and R^2 are each independently hydrogen, substituted or unsubstituted alkyl having from 1 to about 20 carbon atoms, substituted or unsubstituted alkenyl having from 2 to about 20 carbon atoms, substituted or unsubstituted alkynyl having from 2 to about 20 carbon atoms, substituted or unsubstituted alkoxy having from 1 to about 20 carbon atoms, substituted or unsubstituted alkylthio having from 1 to about 20 carbon atoms, substituted or unsubstituted alkylsulfinyl having from 1 to about 20 carbon atoms, substituted or unsubstituted alkylsulfonyl having from 1 to about 20 carbon atoms, substituted or unsubstituted aminoalkyl having from 1 to about 20 carbon atoms, substituted or unsubstituted carbocyclic aryl having at least 6 ring carbon atoms, substituted or unsubstituted aralkyl having at least 6 ring carbon atoms, or a substituted or unsubstituted heteroaromatic or heteroalicyclic group having 1 to 3 rings, 3 to 8 ring members in each ring and 1 to 3 hetero atoms;

R^3, R^4, and each R^5 substituent are each independently halogen, hydroxyl, azido, substituted or unsubstituted alkyl having from 1 to about 20 carbon atoms, substituted or unsubstituted alkenyl having from 2 to about 20 carbon atoms, substituted or unsubstituted alkynyl having from 2 to about 20 carbon atoms, substituted or unsubstituted alkoxy having from 1 to about 20 carbon atoms, substituted or unsubstituted alkylthio having from 1 to about 20 carbon atoms, substituted or unsubstituted alkylsulfinyl having from 1 to about 20 carbon atoms, substituted or unsubstituted alkylsulfonyl having from 1 to about 20 carbon atoms, substituted or unsubstituted aminoalkyl having from 1 to about 20 carbon atoms, substituted or unsubstituted carbocyclic aryl having about 6 or more ring carbon atoms, or substituted or unsubstituted aralkyl having about 6 or more ring carbon

REPLACEMENT SHEET
15 FEB 1997

REPLACEMENT SHEET
15 FEB 1997

atoms; n is an integer of from 0-3; or a pharmaceutically acceptable salt thereof. Thus, Formula II is defined the same as above for Formula I except R, R^1, R^2, R^3, R^4, R^5 of Formula II each also may be independently selected from substituted or unsubstituted alkylsulfoxide having from 1 to about 20 carbon atoms and substituted or unsubstituted alkylsulfonyl having from 1 to about 20 carbon atoms.

Preferred compounds of Formulas I and II exhibit a high affinity for the PCP receptor. The phrase "high affinity for the PCP receptor" as used herein means the compound exhibits an IC_{50} of 1 μM or less in a typical PCP receptor binding assay such as described in Example 74 which follows, more preferably an IC_{50} of 0.5 μM or less in such a PCP receptor assay. For reasons discussed below, for at least some therapeutic applications, further preferred are those compounds of Formulas I and II that exhibit such high affinity for the PCP receptor as well as high affinity for the sigma receptor. The phrase "high affinity for the sigma receptor" as used herein means the compound exhibits an IC_{50} of 1 μM or less in a typical sigma receptor binding assay such as described in Example 75 which follows, more preferably an IC_{50} of 0.5 μM or less in such a sigma receptor assay.

The substituted guanidines of the invention are useful for a number of therapeutic applications. Accordingly, the present invention includes methods for treatment and/or prophylaxis of neurological conditions such as epilepsy, neurodegenerative conditions and/or nerve cell death resulting from e.g. hypoxia, hypoglycemia, brain or spinal chord ischemia, brain or spinal chord trauma, and the like. Compounds of Formulas I and II also are useful to treat and/or prevent various

REPLACEMENT SHEET
15 FEB 1997

neurodegenerative diseases such as Parkinson's disease, Huntington's disease, Amyotrophic Lateral Sclerosis, Alzheimer's disease, Down's Syndrome and Korsakoff's disease. The methods of the invention in general comprise administration of a therapeutically effective amount of one or more compounds of Formula I of Formula II to an animal, including a mammal, particularly a human.

The invention also provides pharmaceutical compositions that comprise one or more compounds of Formula I or Formula II and a suitable carrier.

Other aspects of the invention are disclosed *infra*.

DETAILED DESCRIPTION OF THE INVENTION

Suitable halogen substituent groups of compounds of Formulas I and II as defined above (i.e. compounds of the invention) include F, Cl, Br and I. It is intended that references herein to Formulas I and II, or references to compounds of the invention, apply equally to compounds of Formulas Ia, Ib, Ic, IIa, IIb and IIc as those formulas are defined herein. Hence, suitable and preferred substituent groups of Formulas I and II as identified herein, are also suitable and preferred substituent groups of compounds of Formulas Ia, Ib, Ic, IIa, IIb and IIc. Alkyl groups of compounds of Formulas I and II preferably have from 1 to about 12 carbon atoms, more preferably 1 to about 8 carbon atoms, still more preferably 1 to about 6 carbon atoms, even more preferably 1, 2, 3 or 4 carbon atoms. Methyl, ethyl and propyl including isopropyl are particularly preferred alkyl groups. As used herein, the term alkyl unless otherwise modified refers to both cyclic and noncyclic groups, although

REPLACEMENT SHEET
15 FEB 1997

of course cyclic groups will comprise at least three carbon ring members. Straight or branched chain noncyclic alkyl groups are generally more preferred than cyclic groups. Preferred alkenyl and alkynyl groups of compounds of the invention have one or more unsaturated linkages and from 2 to about 12 carbon atoms, more preferably 2 to about 8 carbon atoms, still more preferably 2 to about 6 carbon atoms, even more preferably 1, 2, 3 or 4 carbon atoms. The terms alkenyl and alkynyl as used herein refer to both cyclic and noncyclic groups, although straight or branched noncyclic groups are generally more preferred. Preferred alkoxy groups of compounds of Formulas I and II include groups having one or more oxygen linkages and from 1 to about 12 carbon atoms, more preferably from 1 to about 8 carbon atoms, and still more preferably 1 to about 6 carbon atoms, even more preferably 1, 2, 3 or 4 carbon atoms. Preferred alkylthio groups of compounds of Formulas I and II include those groups having one or more thioether linkages and from 1 to about 12 carbon atoms, more preferably from 1 to about 8 carbon atoms, and still more preferably 1 to about 6 carbon atoms. Alkylthio groups having 1, 2, 3 or 4 carbon atoms are particularly preferred. Preferred alkylsulfinyl groups of compounds of the invention include those groups having one or more sulfoxide (SO) groups and from 1 to about 12 carbon atoms, more preferably from 1 to about 8 carbon atoms, and still more preferably 1 to about 6 carbon atoms. Alkylsulfinyl groups having 1, 2, 3 or 4 carbon atoms are particularly preferred. Preferred alkylsulfonyl groups of compounds of the invention include those groups having one or more sulfonyl (SO_2) groups and from 1 to about 12 carbon atoms, more preferably from 1 to about 8 carbon atoms, and still more preferably 1 to about 6 carbon atoms. Alkylsulfonyl groups having 1, 2, 3 or 4

REPLACEMENT SHEET
15 FEB 1997

carbon atoms are particularly preferred. Preferred aminoalkyl groups include those groups having one or more primary, secondary and/or tertiary amine groups, and from 1 to about 12 carbon atoms, more preferably 1 to about 8 carbon atoms, still more preferably 1 to about 6 carbon atoms, even more preferably 1, 2, 3 or 4 carbon atoms. Secondary and tertiary amine groups are generally more preferred than primary amine moieties. Suitable heteroaromatic groups of compounds of Formula I and Formula II contain one or more N, O or S atoms and include, e.g., coumarinyl including 8-coumarinyl, quinolinyl including 8-quinolinyl, pyridyl, pyrazinyl, pyrimidyl, furyl, pyrrolyl, thienyl, thiazolyl, oxazolyl, imidazolyl, indolyl, benzofuranyl and benzothiazol. Suitable heteroalicyclic groups of compounds of Formula I and Formula II contain one or more N, O or S atoms and include, e.g., tetrahydrofuranyl, tetrahydropyranyl, piperidinyl, morpholino and pyrrolindinyl groups. Suitable carbocyclic aryl groups of compounds of Formula I and Formula II include single and multiple ring compounds, including multiple ring compounds that contain separate and/or fused aryl groups. Typical carbocyclic aryl groups contain 1 to 3 separate or fused rings and from 6 to about 18 carbon ring atoms. Specifically preferred carbocyclic aryl groups include phenyl including 3-substituted phenyl, 2,5-substituted phenyl, 2,3,5-substituted and 2,4,5-substituted phenyl, particularly where the phenyl substituents are independently selected from the same group as defined above for R^3-R^5; naphthyl including 1-naphthyl and 2-naphthyl; biphenyl; phenanthryl; and anthracyl. Suitable aralkyl groups of compounds of Formula I and Formula II include single and multiple ring compounds, including multiple ring compounds that contain separate and/or fused aryl groups. Typical aralkyl groups contain 1 to 3 separate or fused rings and from 6 to about 18 carbon ring atoms.

REPLACEMENT SHEET
15 FEB 1997

Preferred aralkyl groups include benzyl and methylenenaphthyl (-CH_2-naphthyl).

Said substituted R, R^1, R^2, R^3, R^4 and R^5 groups of Formula I or Formula II (as well as substituted groups of Formulas Ia-Ic and IIa-IIc as specified below) may be substituted at one or more available positions by one or more suitable groups such as, e.g., halogen such as fluoro, chloro, bromo and iodo; cyano; hydroxyl; nitro; azido; alkanoyl such as a C_{1-6} alkanoyl group such as acyl and the like; carboxamido; alkyl groups including those groups having 1 to about 12 carbon atoms or from 1 to about 6 carbon atoms and more preferably 1-3 carbon atoms; alkenyl and alkynyl groups including groups having one or more unsaturated linkages and from 2 to about 12 carbon or from 2 to about 6 carbon atoms; alkoxy groups having those having one or more oxygen linkages and from 1 to about 12 carbon atoms or 1 to about 6 carbon atoms; aryloxy such as phenoxy; alkylthio groups including those moieties having one or more thioether linkages and from 1 to about 12 carbon atoms or from 1 to about 6 carbon atoms; and aminoalkyl groups such as groups having one or more N atoms and from 1 to about 12 carbon atoms or from 1 to about 6 carbon atoms.

It should be understood that alkoxy, alkylthio, alkylsulfinyl, alkylsulfonyl and aminoalkyl substituent groups described above include groups where a hetero atom is directly bonded to a ring system, such as a carbocyclic aryl group or a heterocyclic group, as well as groups where a hetero atom of the group is spaced from such ring system by an alkylene linkage, e.g. of 1 to about 4 carbon atoms.

REPLACEMENT SHEET
15 FEB 1997

Preferred phenyl ring substituents R^3, R^4 and R^5 of Formulas I and II (as well as phenyl ring substituents of Formulas Ia-Ic and IIa-IIc as specified below) include halogen, particularly F, Cl and Br, hydroxyl, azido, substituted or unsubstituted alkyl including halogenated alkyl, substituted and unsubstituted alkoxy including halogenated alkoxy, and substituted and unsubstituted alkylthio. Typically preferred phenyl ring substituents have 1 to 4 carbon atoms with methyl, ethyl, and propyl including isopropyl being particularly preferred. Halogen-substituted alkyl and alkoxy groups are also particularly preferred including fluoroalkyl having 1, 2, 3 or 4 carbon atoms such as trifluoromethyl and fluoro-substituted alkoxy having 1, 2, 3 or 4 carbon atoms such as trifluoromethoxy ($-OCF_3$). Methylthio ($-SCH_3$) and ethylthio ($-SCH_2CH_3$) are also particularly preferred phenyl ring substituents.

Preferred compounds of the invention include trisubstituted compounds where one of the guanidine substituents R, R^1 and R^2 of the above defined Formulas (or the corresponding guanidine substituents of Formulas Ia-Ic and IIa-IIc as specified below) is hydrogen and the other two substituents are other than hydrogen, more preferably where R or R^1 is heterocyclic aryl or carbocyclic aryl, still more preferably where R is substituted or unsubstituted heterocyclic aryl or substituted or unsubstituted carbocyclic aryl and one of R^1 and R^2 is hydrogen and one of R^1 and R^2 is substituted or unsubstituted alkyl. Also preferred are N,N'-disubstituted compounds, i.e. where one of R and R^1 of Formulas I or II (or the corresponding guanidine substituents of Formulas Ia-Ic and IIa-IIc) is hydrogen and R^2 is hydrogen, preferably where R is substituted or unsubstituted heterocyclic aryl or substituted or unsubstituted carbocyclic aryl and R^1 and R^2 are hydrogen. Also preferred are

REPLACEMENT SHEET
15 FEB 1997

N,N,N',N'-tetrasubstituted compounds, i.e. where each of R, R^1 and R^2 substituents of Formulas I or II (or the corresponding guanidine substituents of Formulas Ia-Ic and IIa-IIc) is other than hydrogen, preferably where R or R^1 is substituted or unsubstituted heterocyclic aryl or substituted or unsubstituted carbocyclic aryl, more preferably where R is substituted or unsubstituted heterocyclic aryl or substituted or unsubstituted carbocyclic aryl and R^1 and R^2 are each substituted or unsubstituted alkyl. In any event, at least one of the substituents R and R^1 of compounds of Formula I or II generally will be other than hydrogen.

Preferred R^3, R^4 and R^5 alkylsulfinyl groups of compounds of Formula II (as well as phenyl ring alkylsulfinyl groups of compounds of Formulas IIa-IIc as specified below) typically have one or more sulfoxide groups, more typically, one or two sulfoxide groups and from 1 to about 8 carbon atoms, more preferably 1 to about 6 carbon atoms, even more preferably 1 to about 3 carbon atoms. Methylsulfinyl (-S(O)CH_3) and ethylsulfinyl (-S(O)CH_2CH_3) are particularly preferred R^3, R^4 and R^5 alkylsulfinyl groups. Preferred substituted alkylsulfinyl groups include haloalkylsulfinyl groups that contain one or more F, Cl, Br or I atoms, preferably one or more F atoms, and preferably 1 to about 3 carbon atoms, more preferably one or two carbon atoms. Specifically preferred groups include fluoromethylsulfinyl, particularly trifluoromethylsulfinyl (-S(O)CF_3), and fluoroethylsulfinyl such as 2-trifluoroethylsulfinyl (-S(O)CH_2CF_3) and pentafluoroethylsulfinyl (-S(O)CF_2CF_3).

Preferred R^3, R^4 and R^5 alkylsulfonyl ring substituents of compounds of Formula II (as well as phenyl ring alkylsulfonyl groups of

REPLACEMENT SHEET
15 FEB 1997

compounds of Formulas IIa-IIc as specified below) have one or more sulfono (SO_2) groups, more typically one sulfono group, and from 1 to about 8 carbon atoms, still more preferably 1 to about 6 carbon atoms, even more preferably 1 to about 3 carbon atoms. Methylsulfonyl (-$S(O)_2CH_3$) and ethylsulfonyl (-$S(O)_2CH_2CH_3$) are particularly preferred R^3 and R^4 sulfonoalkyl groups. Preferred substituted alkylsulfonyl groups include haloalkylsulfonyl groups that contain one or more F, Cl, Br or I atoms, preferably one or more F atoms, and preferably 1 to about 3 carbon atoms, more preferably one or two carbon atoms. Specifically preferred groups include fluoromethylsulfonyl, particularly trifluoromethylsulfonyl (-$S(O)_2CF_3$), and fluoroethylsulfonyl such as 2-trifluoroethylsulfonyl (-$S(O)_2CH_2CF_3$) and pentafluoroethylsulfonyl (-$S(O)_2CF_2CF_3$).

Particularly preferred R and R^1 groups include phenyl substituted at least at the 2,5 ring positions. For example, preferred are the following compounds of Formula Ia:

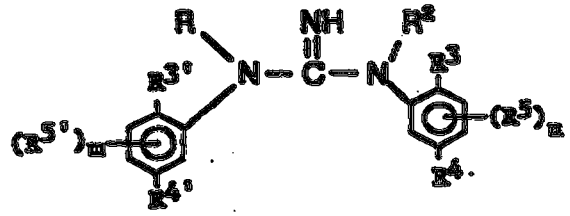

Ia

wherein R and R^2 are the same as defined above for Formula I; each R^3, R^4, R^5, $R^{3'}$, $R^{4'}$, and $R^{5'}$ substituent is independently selected from the same group of substituents as defined above for R^3-R^5 for Formula I; m and n are each independently an integer of from 0 to 3; and pharmaceutically acceptable salts thereof. Preferred compounds of

REPLACEMENT SHEET
15 FEB 1997

Formula Ia include those compounds where at least one of R and R^2 is other than heterocyclic aryl or carbocyclic aryl, e.g. where at least one of R and R^2 is hydrogen or substituted or unsubstituted alkyl, particularly, substituted or unsubstituted alkyl having 1, 2, 3 or 4 carbon atoms. Preferred values of m and n of Formula Ia are 0 and 1.

Also preferred are compounds of Formula IIa, defined the same as for Formula Ia above, but where each substituent, particularly the R^3, R^4, R^5, $R^{3'}$, $R^{4'}$, and $R^{5'}$ substituents, may be independently alkylsulfinyl having from 1 to about 20 carbon atoms or alkylsulfonyl having from 1 to about 20 carbon atoms. Preferred compounds of Formula IIa include those compounds where at least one of R and R^2 is other than heterocyclic aromatic or carbocyclic aryl, e.g. where at least one of R and R^2 is hydrogen or substituted or unsubstituted alkyl, particularly, substituted or unsubstituted alkyl having 1, 2, 3 or 4 carbon atoms. Preferred values of m and n of Formula IIa are 0 and 1.

Further preferred compounds of Formula I include those compounds where the value n equals 1, particularly where n equals 1 and the phenyl ring is substituted by a R^6 group at the 3- or 4-position, i.e. the phenyl ring is 2,3,5-substituted or 2,4,5-substituted.

Such compounds of Formula II are also preferred, i.e. compounds of Formula II where the value n equals 1, particularly where n equals 1 and the phenyl ring is substituted by a R^6 group at the 3- or 4-position, i.e. the phenyl ring is 2,3,5-substituted or 2,4,5-substituted.

REPLACEMENT SHEET
15 FEB 1997

Especially preferred compounds of Formula I are those where n is equal to zero (i.e., the 3, 4 and 6 positions of the phenyl ring are hydrogen-substituted), specifically compounds of the following Formula Ib:

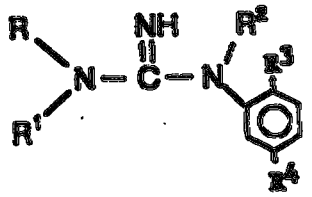

Ib

where the groups R through R^4 are the same as specified above for Formula I; and pharmaceutically acceptable salts thereof. Particularly preferred compounds of Formula Ib include those compounds where R is substituted or unsubstituted heterocylic aryl or substituted or unsubstituted carbocyclic aryl such as substituted or unsubstituted phenyl or napthyl and where at least one of R^1 and R^2 is other than heterocyclic aryl or carbocyclic aryl, e.g. where at least one of R^1 and R^2 is hydrogen or substituted or unsubstituted alkyl, particularly substituted or unsubstituted alkyl having 1, 2, 3 or 4 carbon atoms.

Also preferred are compounds of Formula IIb, defined the same as for Formula Ib above, but where each substituent, particularly the R^3 and R^4 substituents, may be independently alkylsulfinyl having from 1 to about 20 carbon atoms or alkylsulfonyl having from 1 to about 20 carbon atoms. Particularly preferred compounds of Formula IIb include those compounds where R is substituted or unsubstituted heterocylic aryl or substituted or unsubstituted carbocyclic aryl such as substituted or unsubstituted phenyl or napthyl and where at least one of R^1 and R^2

REPLACEMENT SHEET
15 FEB 1997

is other than heterocyclic aryl or carbocyclic aryl, e.g. where at least one of R^1 and R^2 is hydrogen or substituted or unsubstituted alkyl, particularly substituted or unsubstituted alkyl having 1, 2, 3 or 4 carbon atoms.

A still further group of preferred compounds of the invention have, in addition to a 2,5-substituted phenyl moiety, at least one guanidine substituent (i.e., R, R^1 or R^2 of Formulas I or II) that is a phenyl group substituted at the 3-position, preferably without substitution at other ring positions. Particularly preferred are N-(3-substituted phenyl)-N'-(2,5-disubstituted phenyl)guanidines of the following Formula Ic:

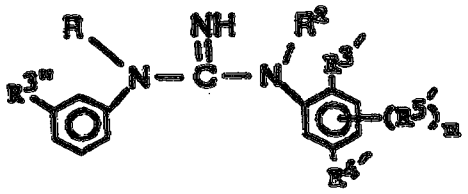

Ic

wherein R and R^2 are the same as defined above for Formula I; each $R^{3'}$, $R^{4'}$, $R^{5'}$ and $R^{3''}$ substituent is independently selected from the same group of substituents as defined above for R^3, R^4 and R^5 for Formula I; and n is an integer of from 0 to 3; and pharmaceutically salts of said compounds. Preferred compounds of Formula Ic include those compounds where at least one of R and R^2 is other than heterocyclic aryl or carbocyclic aryl, e.g. where at least one of R and R^2 is hydrogen or substituted or unsubstituted alkyl, particularly substituted or

REPLACEMENT SHEET
15 FEB 1997

unsubstituted alkyl having 1 to about 4 carbon atoms. Especially preferred are compounds of Formula Ic are those where one of R and R^2 is hydrogen and the other is substituted or unsubstituted alkyl having 1, 2, 3 or 4 carbon atoms, more preferably where R is methyl, ethyl or propyl and R^2 is hydrogen. Preferred values of n of Formula Ic are 0 and 1.

Also preferred are compounds of Formula IIc, defined the same as for Formula Ic above, but where each substituent, particularly the $R^{3'}$, $R^{4'}$, $R^{5'}$ and $R^{3''}$ substituents, also may be independently alkylsulfinyl having from 1 to about 20 carbon atoms or alkylsulfonyl having from 1 to about 20 carbon atoms. Preferred compounds of Formula IIc include those compounds where at least one of R and R^2 is other than heterocyclic aryl or carbocyclic aryl, e.g. where at least one of R and R^2 is hydrogen or substituted or unsubstituted alkyl, particularly substituted or unsubstituted alkyl having 1, 2 , 3 or 4 carbon atoms. Especially preferred are compounds of Formula IIc are those where one of R and R^2 is hydrogen and the other is substituted or unsubstituted alkyl having 1 to about 4 carbon atoms, more preferably where R is methyl, ethyl or propyl and R^2 is hydrogen. Preferred values of n of Formula IIc are 0 and 1.

Preferred compounds of Formulas I and II exhibit high affinity to the PCP receptor. For at least some therapeutic applications, use of compounds of Formulas I or II that exhibit high affinity to both the PCP receptor and the sigma receptor may be preferred. While not wishing to be bound by theory, it is thought that an agent that has high affinity to both the PCP and sigma receptors can provide effective therapy for the

REPLACEMENT SHEET
15 FEB 1997

indications mentioned above without the risk of vacuolar injury as exhibited by some prior NMDA receptor antagonists. See, e.g., Olney et al., *Science*, 244:1360-1364 (1989).

Without wishing to be bound by theory, compounds of the invention that contain an alkylsulfinyl and/or alkylsulfonyl group, may be, in effect, "pro-drugs" wherein after administration of the compound to a subject the sulfinyl or sulfonyl group(s) are metabolized (reduced) *in vivo* to the corresponding sulfide moiety. In particular, compounds of the invention that have an aryl substituent that is ring-substituted by one or more alkylsulfinyl and/or alkylsulfonyl group(s) may be effective pro-drugs. Thus, preferred compounds of Formula II include those containing a carbocyclic or heterocyclic group, such as a naphthyl or phenyl group, substituted by one or more alkylsulfinyl or alkylsulfonyl groups having from 1 to about 4 carbon atoms.

Specifically preferred compounds of the present invention include:
N-(3-ethylphenyl)-N,N'-dimethyl-N'-(2,5-dichlorophenyl)guanidine;
N-(3-ethylphenyl)-N-methyl-N'-(2,5-dichlorophenyl)guanidine;
N-(3-ethylphenyl)-N'-(2,5-dichlorophenyl)-N'-methylguanidine;
N-(3-ethylphenyl)-N'-(2,5-dichlorophenyl)guanidine;
N-(3-ethylphenyl)-N-methyl-N'-(2,5-dibromophenyl)guanidine;
N-(3-ethylphenyl)-N'-(2,5-dibromophenyl)-N'-methylguanidine;
N-(3-ethylphenyl)-N'-(2,5-dibromophenyl)guanidine;
N-(3-ethylphenyl)-N-methyl-N'-(2-chloro-5-trifluromethylphenyl)guanidine;
N-(3-ethylphenyl)-N'-(2-chloro-5-trifluoromethylphenyl)guanidine;

REPLACEMENT SHEET
15 FEB 1997

N-(3-ethylphenyl)-N,N'-dimethyl-N'-(2-bromo-5-trifluoromethylphenyl)guanidine;

N-(3-ethylphenyl)-N-methyl-N'-(2-bromo-5-trifluoromethylphenyl)guanidine;

N-(3-ethylphenyl)-N'-(2-bromo-5-trifluoromethylphenyl)guanidine;

N-(3-ethylphenyl)-N-methyl-N'-(2-fluoro-5-trifluoromethylphenyl)guanidine;

N-(3-ethylphenyl)-N'-(2-fluoro-5-trifluoromethylphenyl)guanidine;

N-(3-ethylphenyl)-N,N'-dimethyl-N'-(2-chloro-5-ethylphenyl)guanidine;

N-(3-ethylphenyl)-N-methyl-N'-(2-chloro-5-ethylphenyl)guanidine;

N-(3-ethylphenyl)-N'-(2-chloro-5-ethylphenyl)guanidine;

N-(3-ethylphenyl)-N,N'-dimethyl-N'-(2-bromo-5-ethylphenyl)guanidine;

N-(3-ethylphenyl)-N-methyl-N'-(2-bromo-5-ethylphenyl)guanidine;

N-(3-ethylphenyl)-N'-(2-bromo-5-ethylphenyl)guanidine;

N-(3-ethylphenyl)-N,N'-dimethyl-N'-(2-fluoro-5-ethylphenyl)guanidine;

N-(3-ethylphenyl)-N-methyl-N'-(2-fluoro-5-ethylphenyl)guanidine;

N-(3-ethylphenyl)-N'-(2-fluoro-5-ethylphenyl)guanidine;

N-(3-ethylphenyl)-N,N'-dimethyl-N'-(2-chloro-5-methylphenyl);

N-(3-ethylphenyl)-N-methyl-N'-(2-chloro-5-methylphenyl)guanidine;

N-(3-ethylphenyl)-N'-(2-chloro-5-ethylphenyl)guanidine;

N-(3-ethylphenyl)-N'-(2-chloro-5-methylphenyl)guanidine;

N-(3-ethylphenyl)-N-methyl-N'-(2-chloro-5-methylthio)guanidine;

N-(3-ethylphenyl)-N'-(2-chloro-5-methylthio)guanidine;

N-(1-naphthyl)-N'-(2-bromo-5-ethylphenyl)guanidine;

N-(1-naphthyl-N'-(2-fluoro-5-ethylphenyl)guanidine;

N-(1-naphthyl)-N'-(2,5-dichlorophenyl)guanidine;

N-(1-naphthyl)-N'-(2-fluoro-5-methylphenyl)guanidine;

N-(3-ethylphenyl)-N-methyl-N'-(2,4,5-trichlorophenyl)guanidine;

N-(3-ethylphenyl)-N'-(2,4,5-trichlorophenyl)guanidine;

REPLACEMENT SHEET
15 FEB 1997

N-(3-ethylphenyl)-N-methyl-N'-(2,3,5-trichlorophenyl)guanidine;
N-(3-ethylphenyl)-N'-(2,3,5-trichlorophenyl)guanidine;
N-(1-naphthyl)-N'-(2,4,5-trichlorophenyl)guanidine;
N-(1-naphthyl)-N'-(2,3,5-trichlorophenyl)guanidine;
N-(1-naphthyl)-N'-(2,5-dichlorophenyl)-N'-methylguanidine;
N-(1-naphthyl)-N'-(2-chloro-5-methylphenyl)guanidine;
N-(1-naphthyl)-N'-(2,5-dimethylphenyl)guanidine;
N-(1-naphthyl)-N'-(2,5-dibromophenyl)guanidine;
N-(1-naphthyl)-N'-(2-chloro-5-methylphenyl)-N'-methylguanidine;
N-(1-naphthyl)-N'-(2-5-dimethylphenyl)-N'-methylguanidine;
N-(1-naphthyl)-N'-(2,5-dibromophenyl)-N-methylguanidine;
N-(1-naphthyl)-N'-(2,5-dibromophenyl)-N'-methylguanidine;
N-(1-naphthyl)-N'-(2-chloro-5-thiomethylphenyl)guanidine;
N-(1-naphthyl)-N'-(2-fluoro-5-trifluoromethylphenyl)guanidine;
N-(1-naphthyl)-N'-(2-chloro-5-trifluoromethylphenyl)guanidine;
N-(1-naphthyl)-N'-(2-bromo-5-trifluoromethylphenyl)guanidine;
N-(1-naphthyl)-N'-(2-thiomethyl-5-trifluoromethylphenyl)guanidine;
N-(1-naphthyl)-N'-(2-methoxy-5-methylphenyl)guanidine;
N-(1-naphthyl)-N'-(2-chloro-5-ethylphenyl)guanidine;
N-(1-naphthyl)-N'-(2-chloro-5-ethylphenyl)-N'-methylguanidine;
N-(1-naphthyl)-N'-methyl-N'-(2-chloro-5-thiomethylphenyl)guanidine;
N-(8-quinolinyl)-N'-(2-chloro-5-methylphenyl)guanidine;
N-(8-quinolinyl)-N'-(2-chloro-5-ethylphenyl)guanidine;
N-(8-quinolinyl)-N'-methyl-(2-chloro-5-ethylphenyl)guanidine;
N-(3-methylthiophenyl)-N-methyl-N'-(2-chloro-5-methylthiophenyl)guanidine;
N-(3-methylthiophenyl)-N'-methyl-N'-(2-chloro-5-methylthiophenyl)guanidine;

REPLACEMENT SHEET
15 FEB 1997

N-(3-methylthiophenyl)-N'-(2-chloro-5-methylthiophenyl)guanidine;
N-(3-methylthiophenyl)-N-methyl-N'-(2-chloro-5-ethylphenyl)guanidine;
N-(3-methylthiophenyl)-N'-methyl-N'-(2-chloro-5-ethylphenyl)guanidine;
N-(3-methylthiophenyl)-N'-(2-chloro-5-ethylphenyl)guanidine;
N-(3-methylthiophenyl)-N-methyl-N'-(2-bromo-5-ethylphenyl)guanidine;
N-(3-methylthiophenyl)-N'-methyl-N'-(2-bromo-5-ethylphenyl)guanidine;
N-(3-methylthiophenyl)-N'-(2-bromo-5-ethylphenyl)guanidine;
N-(3-methylthiophenyi-N-methyl-N'-(2,5-dichlorophenyl)guanidine;
N-(3-methylthiophenyl-N'-methyl-N'-(2,5-dichlorophenyl)guanidine;
N-(3-methylthiophenyl-N'-(2,5-dichlorophenyl)guanidine;
N-(3-methylthiophenyl)-N-methyl-N'-(2,5-dibromophenyl)guanidine;
N-(3-methylthiophenyl)-N'-methyl-N'-(2,5-dibromophenyl)guanidine;
N-(3-methylthiophenyl)-N'-(2,5-dibromophenyl)guanidine;
N-(3-trifluoromethylphenyl)-N-methyl-N'-(2-chloro-5-methylthiophenyl)guanidine;
N-(3-trifluoromethylphenyl)-N'-methyl-N'-(2-chloro-5-methylthiophenyl)guanidine;
N-(3-trifluoromethylphenyl)-N'-(2-chloro-5-methylthiophenyl)guanidine;
N-(3-trifluoromethylphenyl)-N-methyl-N'-(2-chloro-5-ethylphenyl)guanidine;
N-(3-trifluoromethylphenyl)-N'-methyl-N'-(2-chloro-5-ethylphenyl)guanidine;
N-(3-trifluoromethylphenyl)-N'-(2-chloro-5-ethylphenyl)guanidine;
N-(3-trifluoromethylphenyl)-N-methyl-N'-(2-bromo-5-ethylphenyl)guanidine;
N-(3-trifluoromethylphenyl)-N'-methyl-N'-(2-bromo-5-ethylphenyl)guanidine;
N-(3-trifluoromethylphenyl)-N'-(2-bromo-5-ethylphenyl)guanidine;

REPLACEMENT SHEET
15 FEB 1997

N-(3-trifluoromethylphenyl)-N-methyl-N'-(2,5-dichlorophenyl)guanidine;
N-(3-trifluoromethylphenyl)-N'-methyl-N'-(2,5-dichlorophenyl)guanidine;
N-(3-trifluoromethylphenyl)-N'-(2,5-dichlorophenyl)guanidine;
N-(3-trifluoromethylphenyl)-N-methyl-N'-(2,5-dibromophenyl)guanidine;
N-(3-trifluoromethylphenyl)-N'-methyl-N'-(2,5-dibromophenyl)guanidine;
N-(3-trifluoromethylphenyl)-N'-(2,5-dibromophenyl)guanidine;
N-(3-ethylphenyl)-N-methyl-N'-(2-bromo-5-methylthiophenyl)guanidine;
N-(3-ethylphenyl)-N'-methyl-N'-(2-bromo-5-methylthiophenyl)guanidine;
N-(3-ethylphenyl)-N'-(2-bromo-5-methylthiophenyl)guanidine;
N-(3-methylthiophenyl)-N-methyl-N'-(2-bromo-5-methylthiophenyl)guanidine;
N-(3-methylthiophenyl)-N'-methyl-N'-(2-bromo-5-methylthiophenyl)guanidine;
N-(3-methylthiophenyl)-N'-(2-bromo-5-methylthiophenyl)guanidine;
N-(3-methylthiophenyl)-N-methyl-N'-(2-bromo-5-ethylphenyl)guanidine;
N-(3-methylthiophenyl)-N'-methyl-N'-(2-bromo-5-ethylphenyl)guanidine;
N-(3-methylthiophenyl)-N'-(2-bromo-5-ethylphenyl)guanidine;
N-(3-trifluoromethylphenyl)-N-methyl-N'-(2-bromo-5-methylthiophenyl)guanidine;
N-(3-trifluoromethylphenyl)-N'-methyl-N'-(2-bromo-5-methylthiophenyl)guanidine;
N-(3-trifluoromethylphenyl)-N'-(2-bromo-5-methylthiophenyl)guanidine;
N-(3-bromophenyl)-N-methyl-N'-(2-chloro-5-methylthiophenyl)guanidine;
N-(3-bromophenyl)-N'-methyl-N'-(2-chloro-5-methylthiophenyl)guanidine;
N-(3-bromophenyl)-N'-(2-chloro-5-methylthiophenyl)guanidine;
N-(3-trifluoromethoxyphenyl)-N-methyl-N'-(2,5-dibromophenyl)guanidine;
N-(3-trifluoromethoxyphenyl)-N'-methyl-N'-(2,5-dibromophenyl)guanidine;

REPLACEMENT SHEET
15 FEB 1997

N-(3-trifluoromethoxyphenyl)-N'-(2,5-dibromophenyl)guanidine;
N-(3-trifluoromethoxyphenyl)-N-methyl-N'-(2-bromo-5-ethylphenyl)guanidine;
N-(3-trifluoromethoxyphenyl)-N'-methyl-N'-(2-bromo-5-ethylphenyl)guanidine;
N-(3-trifluoromethoxyphenyl)-N'-(2-bromo-5-ethylphenyl)guanidine;
N-(3-methylsulfonylphenyl)-N-methyl-N'-(2,5-dibromophenyl)guanidine;
N-(3-methylsulfonylphenyl)-N'-methyl-N'-(2,5-dibromophenyl)guanidine;
N-(3-methylsulfonylphenyl)-N'-(2,5-dibromophenyl)guanidine;
N-(3-methylsulfinylphenyl)-N-methyl-N'-(2,5-dibromophenyl)guanidine;
N-(3-methylsulfinylphenyl)-N'-methyl-N'-(2,5-dibromophenyl)guanidine;
N-(3-methylsulfinylphenyl)-N'-(2,5-dibromophenyl)guanidine;
N-(3-iodophenyl)-N-methyl-N'-(2-chloro-5-methylthiophenyl)guanidine;
N-(3-iodophenyl)-N'-methyl-N'-(2-chloro-5-methylthiophenyl)guanidine;
N-(3-iodophenyl)-N'-(2-chloro-5-methylthiophenyl)guanidine;
N-(3-iodophenyl)-N-methyl-N'-(2-chloro-5-ethylphenyl)guanidine;
N-(3-iodophenyl)-N'-methyl-N'-(2-chloro-5-ethylphenyl)guanidine;
N-(3-iodophenyl)-N'-(2-chloro-5-ethylphenyl)guanidine;
N-(3-ethylphenyl)-N'-(2-chloro-5-ethylthiophenyl)guanidine;
N-(3-ethylphenyl)-N-methyl-N'-(2-chloro-5-ethylthiophenyl)guanidine;
N-(3-ethylphenyl)-N'-methyl-N'-(2-chloro-5-ethylthiophenyl)guanidine;
N-(3-ethylphenyl)-N,N'-dimethyl-N'-(2-chloro-5-ethylthiophenyl)guanidine;
N-(3-ethylphenyl)-N'-(2-bromo-5-ethylthiophenyl)guanidine;
N-(3-ethylphenyl)-N-methyl-N'-(2-bromo-5-ethylthiophenyl)guanidine;
N-(3-ethylphenyl)-N'-methyl-N'-(2-bromo-5-ethylthiophenyl)guanidine;
N-(3-ethylphenyl)-N,N'-dimethyl-N'-(2-bromo-5-ethylthiophenyl)guanidine;

REPLACEMENT SHEET
15 FEB 1997

N-(3-methylthiophenyl)-N'-(2-chloro-5-ethylthiophenyl)guanidine;
N-(3-methylthiophenyl)-N-methyl-N'-(2-chloro-5-ethylthiophenyl)guanidine;
N-(3-methylthiophenyl)-N'-methyl-N'-(2-chloro-5-ethylthiophenyl)guanidine;
N-(3-methylthiophenyl)-N,N'-dimethyl-N'-(2-chloro-5-ethylthiophenyl)guanidine;
N-(3-methylthiophenyl)-N'-(2-bromo-5-ethylthiophenyl)guanidine;
N-(3-methylthiophenyl)-N-methyl-N'-(2-bromo-5-ethylthiophenyl)guanidine;
N-(3-methylthiophenyl)-N'-methyl-N'-(2-bromo-5-ethylthiophenyl)guanidine;
N-(3-methylthiophenyl)-N,N'-dimethyl-N'-(2-bromo-5-ethylthiophenyl)guanidine;
N-(3-trifluoromethylphenyl)-N'-(2-chloro-5-ethylthiophenyl)guanidine;
N-(3-trifluoromethylphenyl)-N-methyl-N'-(2-chloro-5-ethylthiophenyl)guanidine;
N-(3-trifluoromethylphenyl)-N'-methyl-N'-(2-chloro-5-ethylthiophenyl)guanidine;
N-(3-trifluoromethylphenyl)-N,N'-dimethyl-N'-(2-chloro-5-ethylthiophenyl)guanidine;
N-(3-trifluoromethylphenyl)-N'-(2-bromo-5-ethylthiophenyl)guanidine;
N-(3-trifluoromethylphenyl)-N-methyl-N'-(2-bromo-5-ethylthiophenyl)guanidine;
N-(3-trifluoromethylphenyl)-N'-methyl-N'-(2-bromo-5-ethylthiophenyl)guanidine;
N-(3-trifluoromethylphenyl)-N,N'-dimethyl-N'-(2-bromo-5-ethylthiophenyl)guanidine;

REPLACEMENT SHEET
15 FEB 1997

N-(3-ethylphenyl)-N'-(2-chloro-5-trifluoromethylthiophenyl)guanidine;
N-(3-ethylphenyl)-N-methyl-N'-(2-chloro-5-trifluoromethylthiophenyl)guanidine;
N-(3-ethylphenyl)-N'-methyl-N'-(2-chloro-5-trifluoromethylthiophenyl)guanidine;
N-(3-ethylphenyl)-N,N'-dimethyl-N'-(2-chloro-5-trifluoromethyl thiophenyl)guanidine;
N-(3-ethylphenyl)-N'-(2-bromo-5-trifluoromethylthiophenyl)guanidine;
N-(3-ethylphenyl)-N-methyl-N'-(2-bromo-5-trifluoromethyl thiophenyl)guanidine;
N-(3-ethylphenyl)-N'-methyl-N'-(2-bromo-5-trifluoromethyl thiophenyl)guanidine;
N-(3-ethylphenyl)-N,N'-dimethyl-N'-(2-bromo-5-trifluoromethyl thiophenyl)guanidine;
N-(3-methylthiophenyl)-N'-(2-chloro-5-trifluoromethyl thiophenyl)guanidine;
N-(3-methylthiophenyl)-N-methyl-N'-(2-chloro-5-trifluoromethyl thiophenyl)guanidine;
N-(3-methylthiophenyl)-N'-methyl-N'-(2-chloro-5-trifluoromethyl thiophenyl)guanidine;
N-(3-methylthiophenyl)-N,N'-dimethyl-N'-(2-chloro-5-trifluoromethyl thiophenyl)guanidine;
N-(3-methylthiophenyl)-N'-(2-bromo-5-trifluoromethyl thiophenyl)guanidine;
N-(3-methylthiophenyl)-N-methyl-N'-(2-bromo-5-trifluoromethyl thiophenyl)guanidine;
N-(3-methylthiophenyl)-N'-methyl-N'-(2-bromo-5-trifluoromethyl thiophenyl)guanidine;

REPLACEMENT SHEET
15 FEB 1997

N-(3-methylthiophenyl)-N,N'-dimethyl-N'-(2-bromo-5-trifluoromethyl thiophenyl)guanidine;
N-(3-trifluoromethylphenyl)-N'-(2-chloro-5-trifluoromethyl thiophenyl)guanidine;
N-(3-trifluoromethylphenyl)-N-methyl-N'-(2-chloro-5-trifluoromethyl thiophenyl)guanidine;
N-(3-trifluoromethylphenyl)-N'-methyl-N'-(2-chloro-5-trifluoromethyl thiophenyl)guanidine;
N-(3-trifluoromethylphenyl)-N,N'-dimethyl-N'-(2-chloro-5-trifluoromethyl thiophenyl)guanidine;
N-(3-trifluoromethylphenyl)-N'-(2-bromo-5-trifluoromethyl thiophenyl)guanidine;
N-(3-trifluoromethylphenyl)-N-methyl-N'-(2-bromo-5-trifluoromethyl thiophenyl)guanidine;
N-(3-trifluoromethylphenyl)-N'-methyl-N'-(2-bromo-5-trifluoromethyl thiophenyl)guanidine;
N-(3-trifluoromethylphenyl)-N,N'-dimethyl-N'-(2-bromo-5-trifluoromethyl thiophenyl)guanidine;
N-(1-naphthyl)-N'-(2-chloro-5-methylthiophenyl)guanidine;
N-(1-naphthyl)-N'-(2-iodo-5-methylthiophenyl)guanidine;
N-(1-naphthyl)-N'-(2-bromo-5-methylthiophenyl)guanidine;
and pharmaceutically acceptable salts of said compounds.

Also specifically preferred are compounds specifically identified above and having one or more additional guanidine substituents (i.e., R, R^1 or R^2 substituents of Formulas I or II) that are other than hydrogen, particularly one or more additional substituents that are substituted or unsubstituted alkyl, especially unsubstituted methyl, ethyl, propyl, butyl,

REPLACEMENT SHEET
15 FEB 1997

pentyl or hexyl, more preferably unsubstituted methyl, ethyl or propyl. For example, tetra-substituted compounds are particularly preferred such as di-alkyl-, di-aryl-substituted compounds such as N-(3-ethylphenyl)-N,N'-dimethyl-N'-(2,5-dibromophenyl)guanidine, N-(3-ethylphenyl)-N,N'-dimethyl-N'-(2-chloro-5-trifluromethylphenyl)guanidine, and the like.

In a further aspect, the invention provides compounds of Formula II', which Formula II' is defined the same as Formula II above but where each of the substituents R^3, R^4 and each R^5 also may be independently nitro, cyano, substituted or unsubstituted alkanoyl or substituted or unsubstituted carboxyl. Suitable and preferred substituents of compounds of Formula II as disclosed herein are also suitable and preferred substituents of Formula II'. Suitable alkanoyl groups of Formula II' have 1 to about 8 carbon atoms, more preferably 1 to about 4 carbon atoms. Acyl is a particularly suitable alkanoyl group. Carboxyl groups of Formula II' include acid and ester groups of the formula $-(CH_2)_nCOOY$ where n is an integer equal to 0 to about 8, more preferably 1, 2, 3 or 4, and Y is hydrogen or substituted or unsubstituted alkyl, preferably have 1 to about 6 carbon atoms, or 1 to about 3 carbon atoms. Compounds of Formula II' can be prepared as disclosed herein for synthesis of compounds of Formulas I and II. The invention also includes use of compounds of Formula II' for the methods of treatment disclosed herein, in the same manner as described for Formulas I and II.

Compounds of Formulas I and II can be readily prepared by the reaction of an amine, typically an amine salt such as an amine hydrochloride, with a preformed alkyl or aryl cyanamide (see S.R. Safer,

REPLACEMENT SHEET
15 FEB 1997

et al., *J. Org. Chem.*, 13:924 (1948)) or the corresponding N-substituted alkyl or aryl cyanamide. This is a particularly suitable method for producing N,N'-diaryl-N'-alkyl guanidines in which the substituents are not identical. For a synthesis of asymmetrical guanidines, see G.J. Durant, et al., *J. Med. Chem.*, 28:1414 (1985), and C.A. Maryanoff, et al., *J. Org. Chem.*, 51:1882 (1986), incorporated by reference herein. For additional discussion of guanidine synthesis, see PCT application WO 91/12797 and U.S. Patents Nos. 5,093,525, 5,262,568 and 5,265,568, all incorporated by reference herein. See also H.W.J. Cressman, *Org. Syn. Coll.*, 3:608-609 (1955); M.P. Kavanaugh, et al., *Proc. Natl. Acad. Sci. USA*, 85:2844-2848 (1988); and E. Weber, et al., *Proc. Natl. Acad. Sci. USA*, 83:8784-8788 (1986), all incorporated herein by reference.

More particularly, compounds of Formulas I and II can be prepared suitably by reaction of an appropriate amine salt such an amine hydrochloride with a slight molar excess (e.g., ca. 1.1 molar equivalent) of a substituted cyanamide in a suitable solvent such as toluene or chlorobenzene under an inert atmosphere such as argon or nitrogen. The reaction solution is then heated from about 110° to 120°C for 2 to about 16 hours until reaction completion, e.g. as indicated by thin layer chromatography. The reaction solution is then cooled to room temperature, and then preferably diluted with a solvent such as absolute alcohol. The solvent is then removed under reduced pressure to provide the desired substituted guanidine. The crude product then can be purified by recrystallization and/or flash chromatography, e.g. by elution on silica gel (60-200 mesh, 50x w/w) with 5-25% methanol in ethyl acetate. Suitable recrystallization solvents include an ethanol/ethyl

REPLACEMENT SHEET
15 FEB 1997

acetate mixture or an ethanol/ether mixture. The cyanamide and amine reagents with appropriate substituents (i.e., R, R^1, R^2 and R^3,R^4,R^5-substituted phenyl substituents), are commercially available or can be readily prepared by known procedures. For example, the cyanamide starting material can be synthesized from the correspondingly substituted amine by treatment with cyanogen bromide (BrCN) in suitable solvent such as dry ethyl ether. The amine hydrochloride can be obtained by treatment of an appropriate amine with an excess of HCl. For example, a 2,5-substituted aniline hydrochloride salt can be prepared by adding methanolic HCl to a cooled solution of the substituted aniline and then stirring at room temperature for about 30 minutes. An alkylsulfinyl-substituted or alkylsulfonyl-substituted reagent, that can provide correspondingly substituted compounds of the invention as described above, can be provided by oxidation (e.g., H_2O_2) of alkylthio-substituted reagents. See, for instance, Example 5 which follows.

As discussed above, the present invention includes methods for treating or preventing certain neurological disorders, including the consequences of stroke or traumatic brain injury, epilepsy or neurodegenerative diseases comprising the administration of an effective amount of one or more guanidines of Formulas I or II to a subject including a mammal, particularly a human, in need of such treatment. In particular, the invention provides methods for treatment and/or prophylaxis of nerve cell death resulting e.g. from hypoxia, hypoglycemia, brain or spinal cord ischemia, brain or spinal cord trauma, stroke, heart attack or drowning. Typical candidates for treatment include e.g. heart attack, stroke, brain or spinal cord injury patients,

REPLACEMENT SHEET
15 FEB 1997

patients undergoing major surgery such as heart surgery where brain ischemia is a potential complication and patients such as divers suffering from decompression sickness due to gas emboli in the blood stream.

In particular, the invention provides methods for treatment which comprise administration of one or more compounds of the invention to a patient that is undergoing surgery or other procedure where brain or spinal cord ischemia is a potential risk. For example, carotid endarterectomy is a surgical procedure employed to correct atherosclerosis of the carotid arteries. Major risks associated with the procedure include intraoperative embolization and the danger of hypertension in the brain following increased cerebral blood flow, which may result in aneurism or hemorrhage. Thus, an effective amount of one or more compounds of the present invention could be administered pre-operatively or peri-operatively to reduce such risks associated with carotid endarterectomy.

The present invention further includes methods for prophylaxis against neurological deficits resulting from coronary artery bypass grafts and aortic valve replacement surgery. Those methods will comprise administering to a patient undergoing such surgical procedures an effective amount of one or more compounds of the invention, typically either pre-operatively or peri-operatively.

The present invention also provides methods for prophylaxis against neurological injury for patients undergoing myocardial infarction, a procedure that can result in ischemic insult to the patient. Such methods will comprise administering to a patient undergoing such

REPLACEMENT SHEET
15 FEB 1997

surgical procedure an effective amount of one or more compounds of the invention, typically either pre-operatively or peri-operatively.

Also provided are methods for treating or preventing neuropathic pain such as may experienced by cancer patients, persons having diabetes, amputees and other persons who may experience neuropathic pain. These methods for treatment comprise administration of an effective amount of one or more compounds of Formulas I or II to a patient in need of such treatment.

Further provided are methods of ameliorating the neurotoxic effect induced by glutamate interacting with the NMDA receptor of a nerve cell, comprising administering to a subject, such as a mammal, particularly a human, exhibiting symptoms of or susceptible to such neurotoxic effect, one or more compounds of Formulas I or II in an amount effective to ameliorate the neurotoxic effect.

This invention also provides methods of inhibiting NMDA receptor-ion channel related neurotoxicity comprising administering to a subject in need thereof such as a mammal, particularly a human, one or more compounds of Formulas I or II in an amount effective to inhibit or prevent the neurotoxicity.

The invention further provides a method of treating Korsakoff's disease, a chronic alcoholism-induced condition, comprising administering to a subject including a mammal, particularly a human, one or more compounds of Formula I or Formula II in an amount effective to treat the disease. Pretreatment of animals with the NMDA

REPLACEMENT SHEET
15 FEB 1997

antagonist MK-801 (Merck Index, monograph 3392, 11th ed., 1989) markedly attenuates the extent of cell loss, hemorrhages and amino acid changes in a rat model of Korsakoff's disease. See P.J. Langlais, et al., *Soc. Neurosci. Abstr.*, 14:774 (1988). Therefore, compounds of the present invention have utility for the attenuation of cell loss, hemorrhages and amino acid changes associated with Korsakoff's disease.

The invention also provides methods for determining binding activity of compounds of the invention, e.g. binding activity to NMDA receptors, as well as *in vitro* and *in vivo* binding activity diagnostic methods using one or more radiolabelled compounds of Formula I or Formula II, e.g., a compound of the invention that is labeled with ^{125}I, tritium, ^{32}P, ^{99}Tc, or the like, preferably ^{125}I. For instance, a compound of the invention having a phenyl substituent that is ring substituted with one or more ^{125}I groups can be administered to a mammal and the subject then scanned for binding of the compound to NMDA receptors. Specifically, single photon emission computed tomography ("SPECT") can be employed to detect such binding. Such an analysis of the mammal could e.g. aid in the diagnosis and treatment of acute cerebral ischemia.

Accordingly, the invention includes compounds of Formula I or II that contain a radiolabel such as ^{125}I, tritium, ^{32}P, ^{99}Tc, or the like, preferably ^{125}I. Such radiolabelled compounds can be suitably prepared by procedures known in the synthesis art. For example, a compound of the invention having an aromatic group, such as phenyl, that has a bromo or chloro ring substituent can be employed in an exchange

REPLACEMENT SHEET
15 FEB 1997

labeling reaction to provide the corresponding compound having an ^{125}I ring substituent.

Certain pharmacological activity of compounds of Formulas I and II can be determined by, e.g., a method involving: (a) determining the binding affinity with respect to the PCP receptor by competitive displacement of tritiated MK-801; (b) *in vitro* cytotoxicity studies measuring the ability of the compound to prevent nerve cell death caused by exposure to glutamate; and (c) determination of *in vivo* neuroprotective ability using animal models.

Evaluation of the binding activity of compounds of Formulas I and II with respect to the PCP receptor is suitably performed using radioligand binding assays. The compounds are tested to determine their ability to displace tritiated MK-801 which is used to label PCP receptors. Evaluating the competitive displacement binding data, the preferred compounds are those which exhibit a high affinity (i.e., low IC_{50} value) for the PCP receptors. Under such PCP binding activity studies, an IC_{50} value of at most about 1 μM, preferably at most about 0.5 μM, indicates a high binding affinity.

As discussed above, under sigma binding studies an IC_{50} value of less than 1 μM indicates a high binding affinity of a compound to the sigma receptor. The sigma receptor binding assay, preferably against ^3H-DTG, may be performed as disclosed by E. Weber, et al., *Proc. Natl. Acad. Sci (USA)*, 83:8784-8788 (1986), which is incorporated by reference herein.

REPLACEMENT SHEET
15 FEB 1997

Compounds of Formulas I and II may be used in therapy in conjunction with other medicaments. For example, for treatment of a stroke victim, one or more compounds of Formulas I or II may be suitably administered together with a pharmaceutical targeted for interaction in the blood clotting mechanism such as streptokinase, tPA, urokinase and other agents that lyse clots.

As discussed above, preferred guanidines of Formulas I and II exhibit high affinity for the PCP receptor. Thus, in addition to the treatment of neurodegeneration and related conditions discussed above, the guanidines of the present invention may also be used as a pharmacological tool in an animal model for the screening of potential PCP receptor ligands.

The compounds of this invention can be administered intranasally, orally or by injection, e.g., intramuscular, intraperitoneal, subcutaneous or intravenous injection, or by transdermal, intraocular or enteral means. The optimal dose can be determined by conventional means. Guanidines of the present invention are suitably administered to a subject in the protonated and water-soluble form, e.g., as a pharmaceutically acceptable salt of an organic or inorganic acid, e.g., hydrochloride, sulfate, hemi-sulfate, phosphate, nitrate, acetate, oxalate, citrate, maleate, etc.

The compounds of this invention can be employed, either alone or in combination with one or more other therapeutic agents as discussed above, as a pharmaceutical composition in mixture with conventional excipient, i.e., pharmaceutically acceptable organic or inorganic carrier

REPLACEMENT SHEET
15 FEB 1997

substances suitable for parenteral, enteral or intranasal application which do not deleteriously react with the active compounds and are not deleterious to the recipient thereof. Suitable pharmaceutically acceptable carriers include but are not limited to water, salt solutions, alcohol, vegetable oils, polyethylene glycols, gelatin, lactose, amylose, magnesium stearate, talc, silicic acid, viscous paraffin, perfume oil, fatty acid monoglycerides and diglycerides, petroethral fatty acid esters, hydroxymethyl-cellulose, polyvinylpyrrolidone, etc. The pharmaceutical preparations can be sterilized and if desired mixed with auxiliary agents, e.g., lubricants, preservatives, stabilizers, wetting agents, emulsifiers, salts for influencing osmotic pressure, buffers, colorings, flavorings and/or aromatic substances and the like which do not deleteriously react with the active compounds.

For parenteral application, particularly suitable are solutions, preferably oily or aqueous solutions as well as suspensions, emulsions, or implants, including suppositories. Ampules are convenient unit dosages.

For enteral application, particularly suitable are tablets, dragees or capsules having talc and/or carbohydrate carrier binder or the like, the carrier preferably being lactose and/or corn starch and/or potato starch. A syrup, elixir or the like can be used wherein a sweetened vehicle is employed. Sustained release compositions can be formulated including those wherein the active component is protected with differentially degradable coatings, e.g., by microencapsulation, multiple coatings, etc.

REPLACEMENT SHEET
15 FEB 1997

intravenous or parenteral administration, e.g., sub-cutaneous, intraperitoneal or intramuscular administration are preferred. The compounds of this invention are particularly valuable in the treatment of mammalian subjects, e.g., humans, wherein the pathophysiology of the disease involves excessive excitation of nerve cells by agonists of the NMDA receptor. Typically, such subjects include those afflicted with neurodegenerative diseases such as Parkinson's disease, Huntington's disease, Amyotrophic Lateral Sclerosis, Alzheimer's disease, Down's Syndrome and Korsakoff's disease. Also suitable for treatment are those subjects suffering from or likely to suffer from nervous system dysfunctions resulting from, for example, epilepsy or nerve cell degeneration which is the result of hypoxia, hypoglycemia, brain or spinal chord ischemia or brain or spinal chord trauma. As discussed above, typical candidates for treatment include heart attack, stroke, brain or spinal cord injury patients, patients undergoing major surgery where brain or spinal cord ischemia is a potential complication and patients such as divers suffering from decompression sickness due to gas emboli in the blood stream.

It will be appreciated that the actual preferred amounts of active compounds used in a given therapy will vary according to the specific compound being utilized, the particular compositions formulated, the mode of application, the particular site of administration, etc. Optimal administration rates for a given protocol of administration can be readily ascertained by those skilled in the art using conventional dosage determination tests conducted with regard to the foregoing guidelines. In general, a suitable effective dose of one or more compounds of Formula I or Formula II, particularly when using the more potent

REPLACEMENT SHEET
15 FEB 1997

compound(s) of Formulas I or II, will be in the range of from 0.01 to 100 milligrams per kilogram of bodyweight of receipent per day, preferably in the range of from 0.01 to 20 milligrams per kilogram bodyweight of recipient per day, more preferably in the range of 0.05 to 4 milligrams per kilogram bodyweight of recipient per day. The desired dose is suitably administered once daily, or several sub-doses, e.g. 2 to 4 sub-doses, are administered at appropriate intervals through the day, or other appropriate schedule. Such sub-doses may be administered as unit dosage forms, e.g., containing from 0.05 to 10 milligrams of compound(s) of Formula I or II per unit dosage, preferably from 0.2 to 2 milligrams per unit dosage.

As with prior guanidines such as those reported in U.S. Patent No. 1,411,713, the guanidines of the present invention should have utility as rubber accelerators.

The entire text of all applications, patents and publications cited above and below are incorporated by reference herein.

The following non-limiting examples are illustrative of the invention.

GENERAL COMMENTS

In the following examples, melting points (mp) were determined in open capillary tubes on a Thomas-Hoover apparatus (compounds melting < 230°C) and are uncorrected. The NMR spectra of all compounds were recorded on a General Electric QE-300 or Bruker 300, and chemical shifts are reported in ppm relative to the residual signal of the

REPLACEMENT SHEET
15 FEB 1997

deuterated solvent ($CHCl_3$, 7.26 ppm; HCD_2OD, 3.30 ppm; TMS, 0.00 ppm). IR spectra were recorded on a Nicolet 5DXB FT-IR, or a Perkin-Elmer model 1420 in $CHCl_3$ or neat. IR and NMR spectra of all compounds are consistent with their assigned structures. Elemental analyses were performed by M-H-W Laboratories (Phoenix, AZ), or Galbraith Laboratories (Knoxville, TN). 1-Naphthylamine, cyanogen bromide, 3-ethylaniline and chlorobenzene were obtained from Aldrich Chemical Company, and were used as received. All other solvents were reagent grade. 1-Naphthyl cyanamide that can be used to prepare compounds of Examples 27-46 and 51 is suitably prepared by the following procedure. To a solution of 20.0 g (140 mMol) 1-naphthylamine in ether at 0°C was added by cannulation a solution of 17.5 mL (87.5 mMol) BrCN (5.0 M in CH_3CN; Aldrich). After 0.5 hours the cooling bath was removed and the mixture was stirred at room temperature overnight (14 hours). A crystalline precipitate of the amine•HBr was formed, which was filtered off under suction, and washed with ethyl acetate (15 mL x 3). The filtrate was concentrated in vacuo to provide 12.5 g of a purple colored solid of the crude cyanamide, whose TLC showed the presence of minor amounts of the hydrobromide amine salt. The crude solid was stirred with water (200 mL) for 1 hour, after which filtration under suction left a pinkish solid which was dried in a vacuum oven overnight to afford 9.2 g, (78.3%) of the pure 1-naphthyl cyanamide.

EXAMPLE 1 - Preparation of N-(3-ethylphenyl)-N-methyl-N'-2,5-dichlorophenyl)guanidine hydrochloride (Formula I: hydrochloride salt of R = 3-ethylphenyl, $R^1 = CH_3$, $R^2 = H$, $R^3 = R^4 = Cl$, n = 0).

REPLACEMENT SHEET
REPLACEMENT SHEET
15 FEB 1997
15 FEB 1997

Part 1: Preparation of N-(3-ethylphenyl)-N-methylcyanamide

Step A: 3-ethylphenylcyanamide

A solution of cyanogen bromide (11.38 g, 107 mmol) in anhydrous diethylether (50 mL) was added slowly to a stirred solution of 3-ethylaniline (20.8 g, 171 mmol) in diethylether at 4°C. After the addition, the reaction mixture was stirred at 24°C for 12 hours and it became a brown solution with a white precipitate. The precipitate was filtered off; the filtrate was washed with aqueous HCl (1N, 3 x 150 mL) and brine (80 mL). Then the etherate solution was dried over $MgSO_4$, filtered, and concentrated to yield a thick liquid. The crude product was further purified by chromatography (SiO_2, hexanes, hexanes/CH_2Cl_2, CH_2Cl_2) to afford 3-ethylphenylcyanamide (11.6 g, 76% in yield) as a liquid.

Step B: N-(3-ethylphenyl)-N-methylcyanamide

A suspension of 3-ethylphenylcyanamide (4.65 g, 31.8 mmol) and sodium hydride (2.55 g of 80% NaH in mineral oil suspension, 63.6 mmol of NaH) in dried THF was heated at reflux for 3 hours. The reaction mixture was cooled in an ice bath and methyl iodide (11.28 g, 79.5 mmol) was added dropwise with stirring to the mixture. The reaction mixture was then allowed to stir for 15 hours, followed by the successive addition of MeOH (10 mL). The reaction mixture was then concentrated to dryness to give the crude product. Distilled water (40 mL) was added to this crude product and the aqueous mixture and was extracted with CH_2Cl_2 (4 x 40 mL). The combined organic extracts were washed with water (3 x 30 mL) and then dried over $MgSO_4$. The solvent was removed to afford the crude product as an amber syrup. Flash chromatography (SiO_2, CH_2Cl_2) of the crude product afforded 4.2 g (75% yield) of the desired product.

REPLACEMENT SHEET
15 FEB 1997

Part 2: Preparation of 2,5-Dichloroaniline Hydrochloride

To a solution of 2,5-dichloroaniline (Aldrich, 1.5 g, 9 mmol) in methanol (10 mL) was added methanolic HCl (1M, 30 mL) at 4°C, then the reaction mixture was stirred at 25°C for 30 minutes. The resulting solution was then evaporated and dried under vacuum to afford 1.6 g of 2,5-dichloroaniline hydrochloride (88% yield).

Part 3: Guanidine Synthesis

A mixture of N-(3-ethylphenyl)-N-methylcyanamide (520 mg, 3.3 mmol), 2,5-dichloroanaline hydrochloride (600 mg, 3 mmol), and chlorobenzene (2 mL) were combined in a dry round button flask equipped with a water cooled condenser under nitrogen and placed in a preheated oil bath (150-160°C). The reaction mixture was heated for 4 hours. After cooling, the crude reaction product was purified by crystallization from chlorobenzene/diethylether. The resulting crystals were collected by filtration, washed with diethylether, and dried in a vacuum oven (40°C, 15 hours) to yield the title compound, N-(3-ethylphenyl)-N-methyl-N'-(2,5-dichlorophenyl)guanidine hydrochloride, as a white solid (760 mg, 72% yield).

TLC: R_f=0.45 (10% MeOH/CH_2Cl_2); mp: 162-163°C; ^{1}H NMR (CD_3OD): δ 7.53-7.23 (m, 7H, Ar-H), 3.48 (s, 3H, CH_3), 2.70 (q, J=7.6Hz, 2H, CH_2), 1.26 (t, J=7.6 Hz, 3H, CH_3); MS(EI): m/e 322 (M^+ for the free base); Anal.: $C_{16}H_{17}Cl_2N_3$•HCl; Calcd. (%): C: 53.57, H: 5.05, N: 11.71; Found (%): C: 53.66, H: 5.20, N: 11.71.

EXAMPLE 2 - Preparation of N-(3-ethylphenyl)-N-methyl-N'-(2,5-dibromophenyl)guanidine hydrochloride (Formula I: hydrochloride salt of R=3-ethylphenyl, R^1=CH_3, R_2=H, R_3=R_4=Br, n=0).

REPLACEMENT SHEET
15 FEB 1997

Part 1: Preparation of 2,5-dibromoaniline hydrochloride

To a solution of 2,5-dibromoaniline (Aldrich, 1.5 g, 6 mmol) in methanol (5 mL) was added methanolic HCl (1M, 30 mL) at 4°C, then the reaction mixture was stirred at 25°C for 30 minutes. The reaction mixture became a light brown solution with a white precipitate. The precipitate was collected by filtration, washed with diethylether (2 mL), and dried under vacuum to afford 1.6 g of 2,5-dibromoaniline hydrochloride (93% yield).

Part 2: Guanidine Synthesis

A mixture of N-(3-ethylphenyl)-N-methylcyanamide (520 mg, 3.3 mmol), 2,5-dibromoaniline hydrochloride (861 mg, 3 mmol), and chlorobenzene (2 mL) were combined in a dry round bottom flask equipped with water cooled condenser under nitrogen and placed in a preheated oil bath (150-160°C). The reaction mixture was heated for 3 hours. After cooling, the crude reaction product was purified by crystallization from chlorobenzene/diethylether. The resulting crystals were collected by filtration, washed with diethylether, and dried in a vacuum oven (40°C, 15 hours) to yield the title compound, N-(3-ethylphenyl)-N-methyl-N'-(2,5-dibromophenyl)guanidine hydrochloride, as a white solid (780 mg, 59% yield).

TLC: R_f=0.5 (10% MeOH/CH_2Cl_2); mp: 217-218°C; ^{1}H NMR (CD_3OD): δ 7.56-7.20 (m, 7H, Ar-H), 3.41 (s, 3H, CH_3), 2.62 (q, J=7.7Hz, 2H, CH_2), 1.18 (t, J=7.7Hz, 3H, CH_3); MS(EI): m/e 411 (M^+ for the free base); Anal.: $C_{16}H_{17}Br_2N_3$•HCl; Calcd. (%): C: 42.93, H: 4.05, N: 9.39; Found (%): C: 42.80, H: 4.01, N: 9.13.

REPLACEMENT SHEET
15 FEB 1997

EXAMPLE 3 - Preparation of N-(3-ethylphenyl)-N'-(2,5-dichlorophenyl)guanidine mesylate (Formula I: mesylate of R=3-ethylphenyl, $R^1=R^2=H$, $R^3=R^4=Cl$, n=0).

Part 1: Preparation of 2,5-dichlorophenylcyanamide

To a heterogeneous slurry of 2,5-dichloroaniline (3.0 g, 18.5 mmol) in 60 mL of water at 4°C was added solid BrCN (1.22 g, 11.3 mmol) slowly. After 5 minutes the cooling bath was removed and the heterogeneous reaction mixture was stirred at room temperature for 24 hours to yield the product in water suspension. The product was collected by filtration, washed with water (100 mL), and dried under vacuum to yield the pure product (2 g, 60% yield).

Part 2: Preparation of 3-ethylaniline mesylate

To a solution of 3-ethylaniline (Aldrich, 4.84 g, 40 mmol) in methanol (10 mL) was added methanesulfonic acid (4.4 g, 45 mmol) at 4°C, then the reaction mixture was stirred at 25°C for 30 minutes to yield a solution with white precipitates. The precipitates were collected by filtration, washed with ether, and dried under vacuum to afford 7.7 g of 3-ethylaniline mesylate (7.7 g, 91% yield).

Part 3: Guanidine Synthesis

A mixture of 2,5-dichlorophenylcyanamide (1.02 g, 5.5 mmol), 3-ethylaniline mesylate (1.1 g, 5 mmol), and chlorobenzene (15 mL) were combined in a dry round bottom flask equipped with a water cooled condenser under nitrogen and placed in a preheated oil bath (150-160°C). The reaction mixture was heated for 2 hours. After cooling, the crude reaction product was purified by crystallization from

REPLACEMENT SHEET
15 FEB 1997

chlorobenzene/diethylether. The resulting crystals were collected by filtration, washed with diethylether, and dried in a vacuum oven (40°C, 16 hours) to yield the title compound, N-(3-ethylphenyl)-N'-(2,5-dichlorophenyl)guanidine mesylate, as a white solid (1.5 g, 75% yield).

TLC: R_f=0.4 (10% MeOH/CH_2Cl_2); mp: 220-221°C; ^{1}H NMR (300 MHz, CD_3OD): δ 7.58-7.17 (m, 7H, Ar-H), 2.68 (s, 3H, SO_3CH_3), 2.68 (m, 2H, CH_2), 1.24 (t, J=7.6Hz, CH_3); Anal: $C_{16}H_{19}Cl_2N_2O_3$; Calcd. (%): C: 47.83, H: 4.74, N: 10.39; Found (%): C: 47.44, H: 4.64, N: 10.27.

EXAMPLE 4 - Preparation of N-(3-ethylphenyl)-N'-(2-chloro-5-ethylphenyl)guanidine mesylate (Formula I: mesylate of R=3-ethylphenyl, R^1=R^2=H, R^3=Cl, R^4=CH_2CH_3, n=0).

Part 1: Preparation of 2-chloro-5-ethylphenylcyanamide

To a heterogeneous slurry of 2-chloro-5-ethylaniline (1.8 g, 10 mmol) in 60 mL of water at 4°C was added solid BrCN (0.848 g, 8 mmol) slowly. After 5 minutes the cooling bath was removed and the heterogeneous reaction mixture was stirred at room temperature for 24 hours to yield the product in water suspension. The precipitates were collected by filtration, washed with water (100 mL), and dried under vacuum to yield the pure title compound (1.45 g, 80% yield).

Part 2: Guanidine Synthesis

A mixture of 2-chloro-5-ethylphenylcyanamide (0.6 g, 3.08 mmol), 3-ethylaniline mesylate (0.64 g, 2.93 mmol), and chlorobenzene (12 mL) were combined in a dry round bottom flask equipped with a water cooled condenser under nitrogen and placed in a preheated oil

REPLACEMENT SHEET
15 FEB 1997

bath (150-160°C). The reaction mixture was heated for 3 hours. After cooling, the crude reaction product was purified by crystallization from chlorobenzene/diethylether. The resulting crystals were collected by filtration, washed with diethylether, and dried in a vacuum oven (40°C, 15 hours) to yield the title compound, N-(3-ethylphenyl)-N'-(2-chloro-5-ethylphenyl)guanidine mesylate, as a white solid (1.1 g, 91% yield).

TLC: R_f=0.4 (10% MeOH/CH_2Cl_2); mp: 162-163°C; ^{1}H NMR (300 MHz, CD_3OD): δ 7.48-7.17 (m, 7H, Ar-H), 2.69 (s, 3H, SO_3CH_3), 2.67 (q, J=7.6Hz, 4H), (H_2), 1.24 (t, J=7.5Hz, 6H, CH_3); Anal.: $C_{18}H_{24}ClN_3SO_3$; Calcd. (%): C: 54.33, H: 6.08, N: 10.56; Found (%): C: 53.98, H: 6.14, N: 10.40.

EXAMPLE 5

Other substituted aniline intermediates, suitable for reaction with an appropriate cyanamide compound to provide compounds of the invention as described above, are either commercially available or can be prepared by methods generally known to those skilled in the synthesis art. The following Examples 5a through 5d disclose procedures for preparation of four different substituted aniline compounds that are suitably used to prepare compounds of the invention, including e.g. the compounds of Examples 23, 58, 64, 69 and 70 which follow.

Example 5a - Preparation of 2-Bromo-5-methylthioaniline hydrochloride

To a stirred solution (cooled to 16-19°C) of 2-bromo-5-(methylthio)benzoic acid (1.5 g, 6.07 mmol, prepared by the method described in Kuenzle, F., et al., *Helv. Chim. Acta.*, 52(3):622-628 (1969)) in DMF (17 mL) was added triethylamine (1.05 mL, 7.28 mmol).

REPLACEMENT SHEET
15 FEB 1997

After stirring briefly, diphenyphosphoryl azide (1.7 mL, 7.59 mmol) was added by an addition funnel over a 15 minute period. After 2 hours of stirring at ambient temperature, thin layer chromatography (SiO_2, cyclohexane/ethyl acetate 8:1) showed the reaction was completed. To this solution was added distilled water (7 mL) and the mixture was then heated to 85°C for 2 hours.

The reaction mixture was concentrated in vacuo at 45°C to afford a light yellow, syrupy residue. After adding water (50 mL) to this residue, saturated potassium carbonate was added until pH 9. The mixture was then extracted with 40 mL of methylene chloride two times. The combined extracts were washed with brine, dried over $MgSO_4$ and concentrated in vacuo to yield a yellow oil. The yellow oil was dissolved in 10 mL of ether and added HCl/ether (10 mL, 1N) to provide a white precipitate. The solid was collected by filtration and further purified by column chromatography ($SiO2_2$, hexanes/EtOAc: 100%-80%). The final product was a white solid (0.6 g, 38% in yield); ^1H NMR (CD_3OD): δ (ppm) 7.76 (d, 1H, 8.5 Hz), 7.20 (s, 1H), 7.18 (d, 1H), 2.50 (s, 3H, CH_3); Anal: $C_7H_8BrNS^oHCl$; Calcd. (%): C: 33.03, H: 3.56, N: 5.50; Found (%): C: 33.00, N: 3.52, N: 5.58.

Example 5b - Preparation of N-Methyl-3-methylsulfinylaniline hydrochloride

Part 1: N-Methyl-(3-methylthiophenyl)amine: 3-Methylmercaptoaniline (5 g, 34.8 mmol) was dissolved in formic acid (1.82 mL, 49 mmol) and heated to 100-105°C under argon for overnight. The reaction mixture was cooled to room temperature and extracted with CH_2Cl_2 (75 ml). The organic layer was washed with saturated Na_2CO_3 (30 ml) three

REPLACEMENT SHEET
15 FEB 1997

times and dried over $MgSO_4$, filtered to remove $MgSO_4$ and the solution concentrated to afford the formamide. The formamide was dissolved in anhydrous THF (30 ml) under argon. To this solution was added slowly $LiAlH_4$ in THF (50 ml, 1 M) at 0-5°C. The reaction was warmed up to room temperature and stirred for 20 hours. To this reaction mixture was added 50 ml of saturated aqueous $MgSO_4$. The organic layer was saved. The water layer was further extracted with ethyl acetate (50 ml) three times and the combined organic solution was washed with H_2O (50 ml), brine (50 ml) and dried over $MgSO_4$. The solution was filtered to remove $MgSO_4$ and then concentrated to yield the crude product which was purified by column chromatography (SiO_2, hexanes/EtOAc: 8/1). The fractions which contained the product were collected and concentrated, dried under vacuum to yield the pure N-Methyl-(3-methylthiophenyl)amine (5.25 g, 98% in yield).

Part 2: N-Methyl-3-methylsulfinylaniline hydrochloride

Hydrogen peroxide (30% in water, 10.22 mL, 1 mol, Aldrich) was added to a solution of N-methyl-3-methylmercaptoaniline (3.0 g, 19.6 mmol) in acetone (17 mL) at 0-5°C. The reaction was stirred overnight and then the acetone was removed. A 1N NaOH aqueous solution was added until pH 12, which was then extracted with ether (30 ml) three times. The combined organic layers were dried over $MgSO_4$, and then the solution was filtered to remove $MgSO_4$ and the resulting solution concentrated to yield the crude product of the title compound which was purified by column chromatography (silica gel, eluted by EtOAc/MeOH: 100%-80%). N-Methyl-3-methylsulfinylaniline was obtained and was further converted to its hydrochloride salt (1.82 g, 45% in yield).

REPLACEMENT SHEET
15 FEB 1997

^{1}H NMR (CD_3OD): δ (ppm) 7.90-7.55 (m, Ar-H, 4H), 3.11 (s, NCH_3, 3H), 2.85 (s, $SOCH_3$, 3H); MS(EI): m/e 169 (M^+ for the free base); TLC: R_f=0.29 (SiO_2, EtOAc); M.P.: 137-138°C.

Example 5c - Preparation of N-Methyl-3-methylsulfonyl aniline hydrochloride

Hydrogen peroxide (30% in water, 10.22 mL, 1 mol, Aldrich) was added to a solution of N-methyl-3-methylmercaptoaniline (3.0 g, 19.6 mmol) in acetone (17 mL) at 0-5°C. The reaction was stirred for overnight and then the acetone was removed. A 1N NaOH aqueous solution was added until pH 12, which solution was then extracted with 30 ml of ethyl ether three times and the combined organic layers were dried $MgSO_4$. The $MgSO_4$ was removed by filtration and the resulting solution was concentrated to yield the crude product which was purified by column chromatography (silica gel, eluted by EtOAc/MeOH 100%-90%). N-methyl-3-methylsulfonyl aniline was obtained and further converted to its hydrochloride salt (1.8 g, 42% in yield).

^{1}H NMR (CD_3OD): δ (ppm) 7.90-7.50 (m, Ar-H, 4H), 3.16 (s, SO_2CH_3, 3H), 3.05 (s, NCH_3, 3H); MS(EI): m/e 185 (M^+: $C_8H_{11}NSO_2$); TLC: R_f=0.81 (SiO_2, EtOAc); M.P.: 168-170°C.

Example 5d - Preparation of 2-Fluoro-5-ethylaniline

Part 1: 3-Nitro'4'-fluoroacetophenone: To stirred, pre-cooled fuming nitric acid (40 mL) at -10°C was added dropwise 4'-fluoroacetophenone (Aldrich, 75 g, 54.3 mmol) over a period of 10 minutes. The temperature was strictly maintained at -8 to -10°C for a total of 8 hours. The reaction mixture flask was then transferred to the freezer (-10°C) for storage overnight. In the morning the reaction mixture was

REPLACEMENT SHEET
15 FEB 1997

poured onto ice (1.5 Kg). The resultant mixture was extracted three times with ether (400 mL). The organic layer was washed four times with NaOH (1N, 300 mL) and brine. Concentration in vacuo afforded a yellow liquid which by thin layer chromatography (SiO_2, cyclohexane/ethyl acetate: 2/1) showed one major and two minor products. The crude product was purified over 600 grams of 230-400 mesh silica gel, eluting with a gradient of hexanes-ethyl acetate 10:1 to 3:1. The product containing fractions were concentrated to afford a light yellow liquid (27.6 grams).

Part 2: 3'-Amino-4'-fluoroacetophenone: To a stirred mixture of 3'-nitro-4'-fluoroacetophenone (10.04 g, 55 mmol) in 72 mL of concentrated hydrochloric acid, was added tin (II) chloride dihydrate (37 grams), in portions. After approximately one third of the material had been added, a rapid rise in the internal reaction temperature (to 85°C) was noted. The mixture was then heated to reflux for 10 minutes, this resulted in the dissolution of all solids to give a solution. The mixture was then cooled to room temperature and poured onto an ice/water mixture (150 g). The mixture was then further cooled in an ice bath while 50% sodium hydroxide was added until pH 12 was reached. The aqueous layer was extracted twice with ether (50 mL). The combined organic extracts were washed with brine and then dried over sodium sulfate. Removal of the drying agent and in vacuo concentration of the filtrate afforded a yellow-orange oil (8.73 g) which was recrystallized on standing. This material was of sufficient purity to be used directly in the next step (Part 3).

REPLACEMENT SHEET
15 FEB 1997

Part 3: 2-Fluoro-5-ethylaniline: To a stirred mixture of 3'-amino-4'-fluoroacetophenone (7.58 g, 49.4 mmol) in triethylene glycol (60 mL) was added 4.94 g of sodium hydroxide. Neat hydrazine hydrate (7.2 mL) was added to the mixture in one portion via a syringe. This addition resulted in a slight exotherm (temperature around 50°). The reaction flask (three neck, equipped with claisen adapter and receiving flask) was then equipped with a heating mantle and the reaction heated to 100°C for 1 hour, then 150°C. At the higher temperature distillate began to collect in the receiving flask. After 1 hour at 150°C the reaction mixture was then heated to 180°C, while still collecting distillate. After 45 minutes at 180°C thin layer chromatography indicated the complete absence of starting material and the appearance of a single major product. The reaction mixture was cooled to room temperature with an ice bath and poured into 100 mL of water. The aqueous mixture was extracted three times with ether (125 mL). The combined organic extracts were washed once with water, once with brine and then dried over potassium carbone. Concentration of the organic extracts in vacuo afforded 2-fluoro-5-ethylaniline (6.82 g) as an amber liquid. This material was further purified by column chromatography (silica gel, hexanes/ethyl acetate: 2/1) to give 7.11 grams of product as a viscous liquid.

^{1}H NMR ($CDCl_3$): δ (ppm) 8.0-7.0 (m, Ar-H), 2.52 (q, CH_2), 1.20 (t, CH_3); MW: 139.18 (for the free base); Anal.: $C_8H_{10}NF$; Calcd. (%): C: 69.04, H: 7.24, N: 10.07; Found (%): C: 68.03; N: 7.49, N: 9.89.

EXAMPLES 6-73

By procedures similar to those employed in Examples 1 through 5 above but using appropriately substituted amine hydrochloride and

REPLACEMENT SHEET
15 FEB 1997

cyanamide reagents, the following compounds of Formulas I and II were prepared having the specified physical characteristics.

Example 6 - N-(3-Ethylphenyl)-N-methyl-N'-(2,5-dichlorophenyl)-N'-methylguanidine hydrochloride (Formula I: hydrochloride salt of R=3-ethylphenyl, $R^1=R^2=CH_3$, $R_3=R_4=Cl$, n=0).

white solid; TLC: R_f=0.4 (10% MeOH/CH_2Cl_2); mp: 161-162°C; ^1H NMR (300 MHz, CD_3OD): δ 7.38-7.09 (m, 7H, Ar-H), 3.44 (s, 3H, CH_3), 3.38 (s, 3H, CH_3), 2.51 (q, J=7.6Hz, 2H, CH_2), 1.16 (t, J=7.6Hz, 3H, CH_3); Anal.: ($C_{17}H_{18}Cl_2N_3 \cdot HCl \cdot H_2O$); Calcd. (%): C: 52.26, H: 5.68, N: 10.75; Found (%): C: 51.94, H: 5.59, N: 10.44.

Example 7 - N-(3-Ethylphenyl)-N'-(2,5-dichlorophenyl)-N'-methylguanidine hydrochloride (Formula I: hydrochloride salt of R=3-ethylphenyl, $R^1=H$, $R^2=CH_3$, $R^3=R^4=Cl$, n=0).

white solid; TLC: R_f=0.4 (10% MeOH/CH_2Cl_2); mp=92-93°C, ^1H NMR (300 MHz, CD_3OD): δ 7.76-7.12 (m, 7H, Ar-H), 3.44 (s, 3H, CH_3), 2.68 (q, J=7.6Hz, 2H, CH_2), 1.24 (t, J=7.6Hz, 3H, CH_3); Anal.: ($C_{16}H_{17}Cl_2N_3 \cdot HCl$), Calcd. (%) C: 53.58, H: 5.06, N: 11.91; Found (%): C: 53.49, H: 5.20, N: 11.92; MS (EI) = m/e 321 (M^+ for the free base).

Example 8 - N-(3-Ethylphenyl)-N'-(2,5-dichlorophenyl)guanidine hydrochloride (Formula I: hydrochloride salt of R=3-ethylphenyl, $R^1=R^2=H$, $R^3=R^4=Cl$, n=0).

white solid; TLC: R_f=0.4 (10% MeOH/CH_2Cl_2); mp: 111-112°C; ^1H NMR (300 MHz, CD_3OD): δ 7.58-7.15 (m, 7H, Ar-H), 2.68 (q, J=7.6Hz, 2H, CH_2), 1.24 (t, J=7.6Hz, 3H, CH_3); MS (EI): m/e 308 (M^+

REPLACEMENT SHEET
15 FEB 1997

for the free base); Anal.: ($C_{15}H_{15}Cl_2N_3$•HCl); Calcd. (%): C: 52.27, H: 4.68, N: 12.19; Found (%): C: 52.17, H: 4.76, N: 12.25.

Example 9 - N-(3-Ethylphenyl)-N-methyl-N'-(2,5-dibromophenyl)-N'-methylguanidine hydrochloride (Formula I: hydrochloride salt of R=3-ethylphenyl, $R^1=R^2=CH_3$, $R^3=R^4=Br$, n=0).

white solid; TLC: R_f=0.3 (10% MeOH/CH_2Cl_2); mp: 179-180°C; ^{1}H NMR (300 MHz, CD_3OD): δ 7.48-7.10 (m, 7H, Ar-H), 3.45 (s, 3H, CH_3), 3.38 (s, 3H, CH_3), 2.52 (q, J=7.7Hz, 2H, CH_2), 1.18 (t, J=7.7Hz, 3H, CH_3); MS (EI): m/e 425 (M^+ for the free base); Anal.: ($C_{17}H_{18}Br_2N_3$•HCl); Calcd. (%): C: 44.23, H: 4.37, N: 9.10; Found (%): C: 44.00, H: 4.57, N: 9.04.

Example 10 - N-(3-Ethylphenyl)-N'-(2,5-dibromophenyl)guanidine hydrochloride (Formula I: hydrochloride salt of R=3-ethylphenyl, $R^1=R^2=H$, $R^3=R^4=Br$, n=0).

white solid; TLC: R_f=0.54 (10% MeOH/CH_2Cl_2); mp: 76-77°C; ^{1}H NMR (300 MHz, CD_3OD): δ 7.70-7.15 (m, 7H, Ar-H), 2.67 (q, J=7.6Hz, 2H, CH_2), 1.24 (t, J=7.6Hz, 3H, CH_3); MS (EI): m/e 397 (M^+ for the free base); HRMS: 394.9618 (394.9632 calculated for $C_{15}H_{15}Br_2N_3$).

Example 11 - N-(3-Ethylphenyl)-N-methyl-N'-(2-chloro-5-trifluoromethylphenyl)guanidine hydrochloride (Formula I: hydrochloride salt of R=3-ethylphenyl, $R^1=CH_3$, $R^2=H$, $R^3=Cl$, $R^4=CF_3$, n=0).

white solid; TLC: R_f=0.5 (10% MeOH/CH_2Cl_2); mp: 180-181°C; ^{1}H NMR: δ 7.76-7.25 (m, 7H, Ar-H), 3.53 (s, 3H, CH_3), 2.70 (q, J=7.5Hz, 2H, CH_2), 1.26 (t, J=7.5Hz, 3H, CH_3); MS (EI): m/e 355

REPLACEMENT SHEET
15 FEB 1997

(M$^+$ for the free base); Anal.: ($C_{17}H_{17}ClF_3N_3$•HCl); Calcd. (%): C: 52.05, H: 4.63, N: 10.71; Found (%): C: 52.15, H: 4.53, N: 10.72.

Example 12 - N-(3-Ethylphenyl)-N'-(2-chloro-5-trifluoromethylphenyl)guanidine hydrochloride (Formula I: hydrochloride salt of R=3-ethylphenyl, $R^1=R^2=H$, $R^3=Cl$, $R^4=CF_3$, n=0).

white solid; TLC: R_f=0.4 (10% MeOH/CH_2Cl_2); mp: 73-74°C; ^{1}H NMR: δ 7.55-7.16 (m, 7H, Ar-H), 2.60 (q, J=7.6Hz, 2H, CH_2), 1.21 (t, J=7.6Hz, 3H, CH_3); MS (EI): m/e 341 (M$^+$ for the free base); HRMS: 341.0907 (341.0917 calculated for $C_{16}H_{15}ClF_3N_3$).

Example 13 - N-(3-Ethylphenyl)-N-methyl-N'-(2-bromo-5-trifluoromethylphenyl)guanidine hydrochloride (Formula I: hydrochloride salt of R=3-ethylphenyl, $R^1=CH_3$, $R^2=H$, $R^3=Br$, $R^4=CF_3$, n=0).

white solid; TLC: R_f=0.5 (10% MeOH/CH_2Cl_2); mp: 184-185°C; ^{1}H NMR: δ 7.93-7.28 (m, 7H, Ar-H), 3.50 (s, 3H, CH_3), 2.70 (q, J=7.6Hz, 2H, CH_2), 1.25 (t, J=7.6Hz, 3H, CH_3); MS (EI): m/e 400 (M$^+$ for the free base); Anal.: ($C_{17}H_{17}BrF_3N_3$•HCl); Calcd. (%): C: 46.76, H: 4.15, N: 9.62; Found (%): C: 46.57, H: 4.12, N: 9.36.

Example 14 - N-(3-Ethylphenyl)-N'-(2-bromo-5-trifluoromethylphenyl)guanidine hydrochloride (Formula I: hydrochloride salt of R=3-ethylphenyl, $R^1=R^2=H$, $R^3=Br$, $R^4=CF_3$, n=0).

white solid; TLC: R_f=0.4 (10% MeOH/CH_2Cl_2); mp: 109-110°C; ^{1}H NMR: δ 7.77-7.17 (m, 7H, Ar-H), 2.61 (q, J=7.7Hz, 2H, CH_2); MS(EI): m/e 386 (M$^+$ for the free base); HRMS: 386.0391 (386.0401 calculated for $C_{16}H_{15}BrF_3N_3$).

Example 15 - N-(3-Ethylphenyl)-N-methyl-N'-(2-fluoro-5-trifluoromethylphenyl)guanidine hydrochloride (Formula I: hydrochloride salt of R=3-ethylphenyl, $R^1=CH_3$, $R^2=H$, $R^3=F$, $R^4=CF_3$, n=0).

white solid; TLC: R_f=0.5 (10% MeOH/CH_2Cl_2); mp: 158-159°C; ^1H NMR: δ 8.20-7.20 (m, 7H, Ar-H), 3.43 (s, 3H, CH_3), 2.61 (q, J=7.6Hz, 2H, CH_2), 1.17 (t, J=7.6Hz, 3H, CH_3); MS (EI): m/e 339 (M^+ for the free base); Anal.: ($C_{17}H_{17}F_4N_3$•HCl); Calcd. (%): C: 54.33, H: 4.83, N: 11.18; Found (%): C: 54.20, H: 4.90, N: 11.04.

Example 16 - N-(3-Ethylphenyl)-N'-(2-fluoro-5-trifluoromethylphenyl)guanidine hydrochloride (Formula I: hydrochloride salt of R=3-ethylphenyl, $R^1=R^2=H$, $R^3=F$, $R^4=CF_3$, n=0).

white solid; TLC: R_f=0.4 (10% MeOH/CH_2Cl_2); mp: 105-106°C; ^1H NMR: δ 7.25-6.85 (m, 7H, Ar-H), 2.60 (q, J=7.7Hz, 2H, CH_2), 1.21 (t, J=7.6Hz, 3H, CH_3); MS (EI): m/e 325 (M^+ for the free base); HRMS: 325.1212 (325.1202 calculated for $C_{18}H_{18}N_3F_4$).

Example 17 - N-(3-Ethylphenyl)-N-methyl-N'-(2-chloro-5-ethylphenyl)-N'-methylguanidine hydrochloride (Formula I: hydrochloride salt of R=3-ethylphenyl, $R^1=R^2=CH_3$, $R^3=Cl$, $R^4=CH_2CH_3$, n=0).

white solid; TLC: R_f=0.3 (10% MeOH/CH_2Cl_2); mp: 129-130°C; ^1H NMR (300 MHz, CD_3OD): δ 7.28-7.01 (m, 7H, Ar-H), 3.42 (s, 3H, CH_3), 3.39 (s, 3H, CH_3), 2.48 (q, J=7.6Hz, 2H, CH_2), 2.34 (q, J=7.6Hz, 2H, CH_2), 1.13 (t, J=7.7Hz, 3H, CH_3), 1.05 (t, J=7.7Hz, 3H, CH_3); MS (EI): m/e 330 (M^+ for the free base).

REPLACEMENT SHEET
15 FEB 1997

Example 18 - N-(3-Ethylphenyl)-N-methyl-N'-(2-chloro-5-ethylphenyl)guanidine hydrochloride (Formula I: hydrochloride salt of R=3-ethylphenyl, $R^1=CH_3$, $R^2=H$, $R^3=Cl$, $R^4=CH_2CH_3$, n=0).

white solid; TLC: $R_f=0.4$ (10% MeOH/CH_2Cl_2); mp: 190-191°C; ^1H NMR (300 MHz, CD_3OD): δ 7.44-7.20 (m, 7H, Ar-H), 3.48 (s, 3H, CH_3), 2.71 (q, J=7.6Hz, 2H, CH_2), 2.65 (J=7.6Hz, 2H, CH_2), 1.27 (t, J=7.7Hz, 3H, CH_3), 1.23 (t, J=7.7Hz, 3H, CH_3); MS (EI): m/e 315 (M^+ for the free base); Anal.: ($C_{18}H_{22}ClN_3 \cdot HCl$); Calcd. (%): C: 61.36, H: 6.58, N: 11.93; Found (%): C: 61.09, H: 6.37, N: 11.86.

Example 19 - N-(3-Ethylphenyl)-N'-(2-chloro-5-ethylphenyl)guanidine hydrochloride (Formula I: hydrochloride salt of R=3-ethylphenyl, $R^1=R^2=H$, $R^3=Cl$, $R^4=CH_2CH_3$, n=0).

white solid; TLC: $R_f=0.5$ (10% MeOH/CH_2Cl_2); mp: 77-78°C; ^1H NMR (300 MHz, CD_3OD): δ 7.49-7.18 (m, 7H, Ar-H), 2.69 (q, J=7.6Hz, 4H, CH_2), 1.24 (t, J=7.6Hz, 6H, CH_3); MS (EI): m/e 301 (M^+ for the free base); Anal.: ($C_{17}H_{20}ClN_3 \cdot HCl$); Calcd. (%): C: 60.38, H: 6.26, N: 12.42; Found (%): C: 60.33, H: 6.42, N: 12.37.

Example 20 - N-(3-Ethylphenyl)-N-methyl-N'-(2-bromo-5-ethylphenyl)guanidine hydrochloride (Formula I: hydrochloride salt of R=3-ethylphenyl, $R^1=CH_3$, $R^2=H$, $R^3=Br$, $R^4=CH_2CH_3$, n=0).

white solid; TLC: $R_f=0.4$ (10% MeOH/CH_2Cl_2); mp: 189-190°C; ^1H NMR (300 MHz, CD_3OD): δ 7.62-7.18 (m, 7H, Ar-H), 3.49 (s, 3H, CH_3), 2.71 (q, J=7.6Hz, 2H, CH_2), 2.64 (q, J=7.6Hz, 2H, CH_2), 1.26 (t, J=7.6Hz, 3H, CH_3), 1.23 (t, J=7.7Hz, 3H, CH_3); MS (EI): m/e 360 (M^+ for the free base); Anal.: ($C_{18}H_{22}BrN_3 \cdot HCl$); Calcd. (%): C: 54.49, H: 5.84, N: 10.59; Found (%): C: 54.46, H: 5.95, N: 10.62.

RECEIVED
15 FEB 1997

Example 21 - N-(3-Ethylphenyl)-N'-(2-bromo-5-ethylphenyl)guanidine hydrochloride (Formula I: hydrochloride salt of R=3-ethylphenyl, $R^1=R^2=H$, $R^3=Br$, $R^4=CH_2CH_3$, n=0).

white solid; TLC: R_f=0.54 (10% MeOH/CH_2Cl_2); mp: 70-71°C; ^1H NMR (300 MHz, CD_3OD): δ 7.62-7.10 (m, 7H, Ar-H), 2.71-2.62 (m, 4H, CH_2), 1.27 (t, J=7.6Hz, 3H, CH_3), 1.22 (t, J=7.7Hz, 3H, CH_3); Anal.: ($C_{17}H_{20}BrN_3$•HCl); Calcd. (%): C: 53.35, H: 5.53, N: 10.98; Found (%): C: 53.61, H: 5.56, N: 11.04; MS(EI): m/e 345 (M^+ for the free base).

Example 22 - N-(3-Ethylphenyl)-N-methyl-N'-(2-fluoro-5-ethylphenyl)guanidine hydrochloride (Formula I: hydrochloride salt of R=3-ethylphenyl, $R^1=CH_3$, $R^2=H$, $R^3=F$, $R^4=CH_2CH_3$, n=0).

white solid; TLC: R_f=0.4 (10% MeOH/CH_2Cl_2); mp: 171-172°C; ^1H NMR (300 MHz, CD_3OD): δ 7.45-7.14 (m, 7H, Ar-H), 3.48 (s, 3H, CH_3), 2.70 (q, J=7.6Hz, 2H, CH_2), 2.64 (q, J=7.5Hz, 2H, CH_2), 1.26 (t, J=7.7Hz, 3H, CH_3), 1.22 (t, J=7.5Hz, 3H, CH_3); MS (EI): m/e 299 (M^+ for the free base); Anal.: ($C_{18}H_{22}FN_3$•HCl); Calcd. (%): C: 64.37, H: 6.90, N: 12.51; Found (%): C: 64.49, N: 7.01, N: 12.45.

Example 23 - N-(3-Ethylphenyl)-N'-(2-fluoro-5-ethylphenyl)guanidine hydrochloride (Formula I: hydrochloride salt of R=3-ethylphenyl, $R^1=R^2=H$, $R^3=F$, $R^4=CH_2CH_3$, n=0).

white solid; TLC: R_f=0.3 (10% MeOH/CH_2Cl_2); mp=52.53°C; ^1H NMR (300 MHz, CD_3OD): δ 7.34-7.11 (m, 7H, Ar-H), 2.70-2.61 (m, 4H, CH_2), 1.26-1.20 (m, 6H, CH_3); Anal.: ($C_{17}H_{20}FN_3$•HCl); Calcd. (%): C: 63.45, H: 6.58, N: 13.06; Found (%): C: 63.52, H: 6.77, N: 13.32; MS(EI): m/e 285 (M^+ for the free base).

REPLACEMENT SHEET
15 FEB 1997

Example 24 - N-(3-Ethylphenyl)-N-methyl-N'-(2-chloro-5-methylphenyl)guanidine hydrochloride (Formula I: hydrochloride salt of R=3-ethylphenyl, $R^1=CH_3$, $R^2=H$, $R^3=Cl$, $R^4=CH_3$, n=0).

white solid; TLC: R_f=0.45 (10% MeOH/CH_2Cl_2); mp: 204-205°C; ^1H NMR (300 MHz, CD_3OD): δ 7.46-7.16 (m, 7H, Ar-H), 3.48 (s, 3H, CH_3), 2.70 (q, J=7.6Hz, 2H, CH_2), 2.33 (s, 3H, CH_3), 1.26 (t, J=7.6Hz, 3H, CH_3); MS (EI): m/e 302 (M^+ for the free base); Anal.: ($C_{17}H_{20}ClN_3 \cdot HCl$); Calcd. (%): C: 60.36, H: 6.26, N: 12.42; Found (%): C: 60.23, H: 6.50, N: 12.32.

Example 25 - N-(3-Ethylphenyl)-N'-(2-chloro-5-methylphenyl)guanidine hydrochloride (Formula I: hydrochloride salt of R=3-ethylphenyl, $R^1=R^2=H$, $R^3=Cl$, $R^4=CH_3$, n=0).

white solid; TLC: R_f=0.35 (10% MeOH/CH_2Cl_2); mp: 88-89°C; ^1H NMR (300 MHz, CD_3OD): δ 7.45-7.18 (m, 7H, Ar-H), 2.69 (q, J=7.7Hz, 2H, CH_2), 2.37 (s, 3H, CH_3), 1.25 (t, J=7.7Hz, 3H, CH_3); MS (EI): m/e 288 (M^+ for the free base); Anal.: ($C_{16}H_{18}ClN_3 \cdot HCl \cdot 0.5H_2O$); Calcd. (%): C: 57.66, H: 6.05, N: 12.61; Found (%): C: 57.36, H: 6.08, N: 12.46.

Example 26 - N-(3-Ethylphenyl)-N-methyl-N'-(2-chloro-5-methylthiophenyl)guanidine hydrochloride (Formula I: hydrochloride salt of R=3-ethylphenyl, $R^1=CH_3$, $R^2=H$, $R^3=Cl$, $R^4=SCH_3$, n=0).

white solid; TLC: R_f=0.45 (10% MeOH/CH_2Cl_2); mp: 198-199°C; MS (EI): m/e 333 (M^+ for the free base); ^1H NMR (CD_3OD): δ 7.45-7.20 (m, 7H, Ar-H), 3.49 (s, 3H, CH_3), 2.70 (q, J=7.5Hz, 2H, CH_2), 2.49 (s, 3H, SCH_3), 1.26 (t, J=7.5Hz, 3H, CH_3); Anal.: ($C_{17}H_{20}ClN_3S \cdot HCl$);

FRAENT SHEET
15 FEB 1997

Calcd. (%): C: 55.14, H: 5.72, N: 11.35; Found (%): C: 54.99, H: 5.63, N: 11.23.

Example 27 - N-(3-Ethylphenyl)-N'-(2-chloro-5-methylthiophenyl)guanidine hydrochloride (Formula I: hydrochloride salt of R=3-ethylphenyl, $R^1=R^2=H$, $R^3=Cl$, $R^4=SCH_3$, n=0).

white solid; TLC: R_f = 0.45 (10% MeOH/CH_2Cl_2); mp = 132-133°C; ^1H NMR (CD_3OD): δ 7.50-7.18 (m, 7H, Ar-H), 2.69 (q, J=7.6Hz, 2H, CH_2), 2.51 (s, 3H, CH_3), 1.25 (t, J=7.6Hz, 3H, CH_3); Anal.: ($C_{18}H_{18}ClN_3S \cdot HCl$); Calcd. (%): C: 53.93, N: 11.79, H: 5.37; Found (%): C: 54.09, N: 11.72, H: 5.44.

Example 28 - N-(1-Naphthyl)-N'-(2-fluoro-5-methylphenyl)guanidine hydrochloride (Formula I: hydrochloride salt of R=1-naphthyl, $R^1=R^2=H$, $R^3=F$, $R^4=CH_3$, n=0).

white solid; mp 194°C; ^1H NMR (300 MHz, CD_3OD): δ 7.98-8.15 (m, 2, Ar-H), 7.57-7.88 (m, 3, Ar-H) 7.15-7.24 (d, 5, Ar-H); 2.35 (s, 3, CH_3); MS (EI); m/e 293 (M^+ for free base).

Example 29 - N-(1-Naphthyl)-N'(2,5-dichlorophenyl)-N'-methylguanidine hydrochloride (Formula I: hydrochloride salt of R=1-naphthyl, $R^1=H$, $R^2=CH_3$, $R^3=R^4=Cl$, n=0).

white solid; mp 210°C, ^1H NMR (300 MHz, CD_3OD): δ 7.96-8.02 (m, 3, Ar-H), 7.48-7.64 (m, 7, Ar-H); 3.52 (s, 3, N-CH_3); MS (EI): m/e 344 (M^+ for free base); Anal.: ($C_{15}H_{13}Cl_2N_3 \cdot HCl \cdot 0.25\ H_2O$); Calcd. (%): C: 56.13, H: 4.32, N: 10.91; Found (%): C: 56.02, H: 4.60, N: 10.73.

REPLACEMENT SHEET
15 FEB 1997

Example 30 - N-(1-Naphthyl)-N'(2-chloro-5-methylphenyl)guanidine hydrochloride (Formula I: hydrochloride salt of R = 1-naphthyl, $R^1 = R^2 = H$, $R^3 = Cl$, $R^4 = CH_3$, n = 0).

white solid; mp 125°C; ^1H NMR (300 MHz, CD_3OD): δ 7.95-8.10 (m, 3, Ar-H), 7.52-7.70 (m, 6, Ar-H); 7.41-7.48 (d, 1, Ar-H); 7.30-7.35 (s, 1, Ar-H); 7.20-7.25 (m, 2, Ar-H); 2.37 (s, 3, Ar-CH_3); MS (EI): m/e 310 (M^+ for free base); Anal.: ($C_{18}H_{18}ClN_3 \cdot HCl$); Calcd. (%): C: 62.44, H: 4.95, N: 12.14; Found (%): C: 62.52, H: 5.04, N: 11.96.

Example 31 - N-(1-Naphthyl)-N'-(2,5-dimethylphenyl)guanidine hydrochloride (Formula I: hydrochloride salt of R = 1-naphthyl, $R^1 = R^2 = H$, $R^3 = R^4 = CH_3$, n = 0).

white solid; mp 122-123°C; ^1H NMR (300 MHz, CD_3OD): δ 7.95-8.08 (m, 3, Ar-H), 7.55-7.71 (m, 4, Ar-H); 7.10-7.28 (m, 3, Ar-H); 2.32 (s, 6, 2 Ar-CH_3); MS (EI): m/e 289 (M^+ for free base); Anal.: ($C_{19}H_{19}N_3 \cdot HCl$); Calcd. (%): C: 70.04, H: 6.19, N: 12.90; Found (%): C: 70.02, H: 6,20, N: 12.87.

Example 32 - N-(1-Naphthyl)-N'-(2,5-dibromophenyl)guanidine hydrochloride (Formula I: hydrochloride salt of R = 1-naphthyl, $R^1 = R^2 = H$, $R^3 = R^4 = Br$, n = 0).

white solid; mp 231-232°C; ^1H NMR (300 MHz, CD_3OD): δ 7.97-8.13 (m, 3, Ar-H), 7.48-7.72 (m, 7, Ar-H); MS (EI): M/e 419 (M^+ for free base).

Example 33 - N-(1-Naphthyl)-N'-(2-chloro-5-methylphenyl)-N'-methylguanidine hydrochloride (Formula I: hydrochloride salt of R = 1-naphthyl, $R^1 = H$, $R^2 = CH_3$, $R^3 = Cl$, $R^4 = CH_3$, n = 0).

REPLACEMENT SHEET
15 FEB 1997

white solid; mp 228-229°C; ^{1}H NMR (300 MHz, CD_3OD): δ 7.96-7.99 (m, 3, Ar-H), 7.48-7.61 (m, 6, Ar-H); 7.26-7.30 (d, 1, Ar-H); 3.50 (s, 3, N-CH_3); 2.39 (s, 3, Ar-CH_3)l MS (EI): m/e 324 (M^+ for free base); Anal.: ($C_{18}H_{19}ClN_2 \cdot HCl$); Calcd. (%): C: 63.34, H: 5.32, N: 11.66; Found (%): C: 63.20, H: 5.43, N: 11.66.

Example 34 - N-(1-Naphthyl)-N'-(2,5-dimethylphenyl)-N'-methylguanidine hydrochloride (Formula I: hydrochloride salt of R = 1-naphthyl, R^1 = H, R^2 = CH_3, R^3 = R^4 = CH_3, n = 0).

white solid; mp 216-217°C; ^{1}H NMR (300 MHz, CD_3OD): δ 7.95-8.00 (m, 2, Ar-H), 7.5-7.7 (m, 4, Ar-H); 7.18-7.38 (m, 4, Ar-H); 3.5 (br s, 3, N-CH_3); 2.38 (s, 3, Ar-CH_3); MS (EI): m/e 303 (M^+ for free base); Anal.: ($C_{20}H_{21}N_3 \cdot HCl$); Calcd. (%): C: 70.68, H: 6,52, N: 12.36; Found (%): C: 70.51, H: 6,46, N: 12.18.

Example 35 - N-(1-Naphthyl)-N'-(2,5-dibromophenyl)-N-methylguanidine hydrochloride (Formula I: hydrochloride salt of R = 1-naphthyl, R^1 = H, R^2 = CH_3, R^3 = R^4 = Br, n = 0).

white solid; mp 213°C; ^{1}H NMR (300 MHz, CD_3OD): δ 7.94-8.08 (m, 3, Ar-H), 7.54-7.74 (m, 6, Ar-H); 7.2-7.38 (m, 1, Ar-H); 3.5 (br, s, N-CH_3); MS (EI): m/e 433 (M^+ for free base); Anal.: ($C_{18}H_{18}Br_2N_2 \cdot HCl$); Calcd. (%): C: 46.04, H: 3.43, N: 8.85; Found (%): C: 46.15, H: 3.33, N: 8.89.

Example 36 - N-(1-Naphthyl)-N'-(2-chloro-5-thiomethylphenyl)guanidine hydrochloride (Formula I: hydrochloride salt of R = 1-naphthyl, R^1 = R^2 = H, R^3 = Cl, R^4 = SCH_3, n = 0).

REPLACEMENT SHEET
15 FEB 1997

white solid; mp 175°C; ^{1}H NMR (300 MHz, CD_3OD): δ 7.95-8.10 (m, 3, AR-H), 7.55-7.70 (m, 4, Ar-H); 7.46-7.51 (d, J=8Hz; 1, Ar-H); 7.34-7.39 (s, 1, Ar-H); 7.25-7.32 (dd, 1, Ar-H); 2.51 (s, 3, S-CH_3); MS (EI): m/e 342 (M^+ for free base); Anal.: ($C_{18}H_{16}ClN_3S \cdot HCl \cdot EtOH$); Calcd. (%): C: 56.61, H: 5.23, N: 9.90; Found (%): C: 56.71, H: 5.21, N: 10.19.

Example 37 - N-(1-Naphthyl)-N'-(2-fluoro-5-trifluoromethylphenyl)guanidine hydrochloride (Formula I: hydrochloride salt of R=1-naphthyl, $R^1=R^2=H$, $R^3=F$, $R^4=CF_3$, n=0).

white solid; mp 149°C; ^{1}H NMR (300 MHz, CD_3OD): δ 7.97-8.07 (m, 3, Ar-H), 7.48-7.85 (m, 7, Ar-H); MS (EI): m/e 347 (M^+ for free base); Anal.: ($C18H_{13}F_4N_3 \cdot HCl$); Calcd. (%): C: 56.33, H: 3.68, N: 10.95; Found (%): C: 55.91, H: 3.89, N: 10.79.

Example 38 - N-(1-Naphthyl)-N'-(2-chloro-5-trifluoromethylphenyl)guanidine hydrochloride (Formula I: hydrochloride salt of R=1-naphthyl, $R^1=R^2=H$, $R^3=Cl$, $R^4=CF_3$, n=0).

white solid; mp 198°C; ^{1}H NMR (300 MHz, CD_3OD): δ 8.07-8.09 (d, J=8.5Hz, 1, Ar-H), 7.98-8.01 (m, 2, Ar-H); 7.56-7.86 (m; 7, Ar-H); MS (EI): m/e 364 (M^+ for free base); Anal.: ($C_{18}H_{12}ClF_3N_2 \cdot HCl$); Calcd. (%): C: 54.02, H: 3.53, N: 10.50; Found (%): C: 54.16, H: 3.52, N: 10.35.

Example 39 - N-(1-Naphthyl)-N'-(2-bromo-5-trifluoromethylphenyl)guanidine hydrochloride (Formula I: hydrochloride salt of R=1-naphthyl, $R^1=R^2=H$, $R^3=Br$, $R^4=CF_3$, n=0).

REPLACE ... cf
15 FEB 1997

white solid; mp 234°C; ^{1}H NMR (300 MHz, CD_3OD): δ 8.10-8.12 (d, J=9Hz, 1, Ar-H), 7.97-8/01 (m, 3, Ar-H); 7.86 (s, 1, Ar-H); 7.56-7.70 (m, 5, Ar-H); MS (EI): m/e 408 (M^+ for free base); Anal.: ($C_{18}H_{13}BrF_3N_3 \cdot HCl$); Calcd. (%): C: 48.62, H: 3.17, N: 9.45; Found (%): C: 48.49, H: 3.11, N: 9.18.

Example 40 - N-(1-Naphthyl)-N'-(2-thiomethyl-5-trifluoromethylphenyl)guanidine hydrochloride (Formula I: hydrochloride salt of R=1-naphthyl, $R^1=R^2=H$, $R^3=SCH_3$, $R^4=CF_3$, n=0).

white solid; mp 210°C; ^{1}H NMR (300 MHz, CD_3OD): δ 8.11-8.14 (d, J=8Hz, 1, Ar-H), 7.98-8.01 (d, J=7Hz; 2, Ar-H); 7.55-7.73 (m, 7, Ar-H); 2.62 (3, s, S-CH_3); MS (EI): m/e 375 (M^+ for free base); Anal.: ($C_{19}H_{16}F_3N_3S \cdot HCl$); Calcd. (%): C: 55.41, H: 4.16, N: 10.20; Found (%): C: 55.27, H: 4.18, N: 10.90.

Example 41 - N-(1-Naphthyl)-N'-(2-methoxy-5-methylphenyl)guanidine hydrochloride (Formula I: hydrochloride salt of R=1-naphthyl, $R^1=R^2=H$, $R^3=OCH_3$, $R^4=CH_3$; n=0).

white solid; mp 194°C; ^{1}H NMR (300 MHz, CD_3OD): δ 8.06-8.09 (d, J=8Hz, 1, Ar-H), 7.96-8.00 (m, 2, Ar-H); 7.52-7.69 (m, 4, Ar-H); 7.14-7.20 (m, 2, Ar-H); 7.02-7.05 (dd, J=8.5 Hz; 1, Ar-H); 3.94 (s, 3, OCH_3); 2.29 (3, s, Ar-CH_3); Anal.: ($C_{18}H_{18}N_3O \cdot HCl$); Calcd. (%): C: 66.76, H: 5.90, N: 12.29; Found (%): C: 66.25, H: 5.89, N: 12.23.

Example 42 - N-(1-Naphthyl)-N'-(2-chloro-5-ethylphenyl)guanidine hydrochloride (Formula I: hydrochloride salt of R=1-naphthyl, $R^1=R^2=H$, $R^3=Cl$, $R^4=CH_2CH_3$, n=0).

REPLACEMENT SHEET
15 FEB 1997

white solid; mp 154°C; ^{1}H NMR (300 MHz, CD_3OD): δ 8.07-8.10 (d, J=9Hz, 1, Ar-H), 7.97-8.01 (m, 2, Ar-H); 7.57-7.69 (m, 4, Ar-H); 7.47-7.50 (d, J=8Hz, 1, Ar-H); 7.13-7.35 (m, 2, Ar-H); 2.63-2.71 (q, J=7.5Hz, 2, CH_2); 1.21-1.26 (t, J=8Hz, 3, CH_3); MS (EI): m/e 324 (M^+ for free base).

Example 43 - N-(1-Naphthyl)-N'-(2-chloro-5-ethylphenyl)-N'-methylguanidine hydrochloride (Formula I: hydrochloride salt of R=1-naphthyl, R^1=H, R^2=CH_3, R^3=Cl, R^4=CH_2CH_3, n=0).

white solid; mp 233°C; ^{1}H NMR (300 MHz, CD_3OD): δ 7.97-8.02 (m, 3, Ar-H), 7.52-7.63 (m, 6, Ar-H); 7.31-7.34 (d, J=8Hz, 1, Ar-H); 3.51 (br s, 3, N-CH_3); 2.67-2.74 (q, J=7.5Hz, 2, CH_2); 1.24-1.29 (t, J=8Hz, 3, CH_3); MS (EI): m/e 338 (M^+ for free base); Anal.: ($C_{20}H_{20}ClN_3$•HCl); Calcd. (%): C: 64.18, H: 5.65, N: 11.23; Found (%): C: 63.96, H: 5.83, N: 11.25.

Example 44 - N-(1-Naphthyl)-N'-(2-bromo-5-ethylphenyl)guanidine hydrochloride (Formula I: hydrochloride salt of R=1-naphthyl, R^1=R^2=H, R^3=Br, R^4=CH_2CH_3, n=0).

white solid; TLC: R_f=0.5 (10% MeOH/CH_2Cl_2); ^{1}H NMR (300 MHz, CD_3OD): δ 8.09-7.22 (m, 10H, Ar-H), 2.67 (q, J=7.5Hz, 2H, CH_2), 1.24 (t, J=7.5Hz, 3H, CH_3).

Example 45 - N-(1-Naphthyl)-N'-(2-fluoro-5-ethylphenyl)guanidine hydrochloride (Formula I: hydrochloride salt of R=1-naphthyl, R^1=R^2=H, R^3=F, R^4=CH_2CH_3, n=0).

REPLACEMENT SHEET
15 FEB 1997

white solid; TLC: R_f=0.5 (10% MeOH/CH_2Cl_2); ^{1}H NMR (300 MHz, CD_3OD): δ 8.05-7.19 (m, 10H, Ar-H), 2.65 (q, J=7.5Hz, 2H, CH_2), 1.23 (t, J=7.5Hz, 3H, CH_3).

Example 46 - N-(1-Naphthyl)-N'-(2-bromo-5-ethylphenyl)guanidine hydrochloride (Formula I: hydrochloride salt of R=1-naphthyl, R^1=R^2=H, R^3=Br, R^4=CH_2CH_3, n=0).

white solid; TLC: R_f=0.5 (10% MeOH/CH_2Cl_2); mp: 145-146°C; ^{1}H NMR (300 MHz, CD_3OD): δ 8.09-7.22 (m, 10H, Ar-H), 2.67 (q, J=7.5Hz, 2H, CH_2), 1.24 (t, J=7.5Hz, 3H, CH_3); MS (EI): m/e 367 (M^+ for free base).

Example 47 - N-(1-Naphthyl)-N'-(2-fluoro-5-ethylphenyl)guanidine hydrochloride (Formula I: hydrochloride salt of R=1-naphthyl, R^1=R^2=H, R^3=F, R^4=CH_2CH_3, n=0).

white solid; TLC: R_f=0.5 (10% MeOH/CH_2Cl_2); mp: 100-101°C; ^{1}H NMR (300 MHz, CD_3OD): δ 8.05-7.19 (m, 10H, Ar-H), 2.65 (q, J=7.5Hz, 2H, CH_2), 1.23 (t, J=7.5Hz, 3H, CH_3); MS (EI): m/e 307.1 (M^+ for the free base); Anal.: ($C_{19}H_{18}FN_3$•HCl); Calcd. (%): C: 66.37, H: 5.57, H: 12.22; Found (%): C: 66.21, H: 5.50, N: 12.17.

Example 48 - N-(8-Quinolinyl)-N'-(2-chloro-5-methylphenyl)guanidine hydrochloride (Formula I: hydrochloride salt of R=8-quinolinyl, R^1=R^2=H, R^3=Cl, R^4=CH_3, n=0).

yellowish solid; mp 150°C; ^{1}H NMR (300 MHz, CD_3OD): δ 8.98-8.00 (dd, 1, Ar-H), 8.40-8.44 (dd, 1, Ar-H); 7.93-7.96 (d, 1, Ar-H); 7.82-7.84 (d, 1, Ar-H); 7.61-7.68 (m, 2, Ar-H); 7.38-7.44 (m, 3, Ar-H);



7.21-7.22 (d, 1, Ar-H); 3.30 (s, 3, CH_3); MS (EI): m/e 310 (M^+ for free base).

Example 49 - N-(8-Quinolinyl)-N'-(2-chloro-5-ethylphenyl)guanidine hydrochloride (Formula I: hydrochloride salt of R=8-quinolinyl, $R^1=R^2=H$, $R^3=Cl$, $R^4=CH_2CH_3$, n=0).

brown solid; mp 167°C; ^1H NMR (300 MHz, CD_3OD): δ 8.40-8.25 (m, 2, Ar-H), 7.27-8.34 (m, 7, Ar-H); 2.65-2.72 (q, 2, CH_2); 1.22-1.27 (t, 3, CH_3); MS (EI): m/e 324 (M^+ for free base).

Example 50 - N-(3-Ethylphenyl)-N-methyl-N'-(2,4,5-trichlorophenyl)guanidine hydrochloride (Formula I: hydrochloride salt of R=3-ethylphenyl, $R^1=CH_3$, $R^2=H$, $R^3=R^4=Cl$, $R^5=4-Cl$, n=1).

white solid; TLC: R_f=0.3 (10% MeOH/CH_2Cl_2); mp: 164-165°C; ^1H NMR (300 MHz, CD_3OD): δ 7.79-7.23 (m, 6H, Ar-H), 3.49 (s, 3H, CH_3), 2.70 (q, J=7.6Hz, 2H, CH_2), 1.26 (t, J=7.6Hz, 3H, CH_3); MS (EI): m/e 335.0 (M^+ for the free base); Anal.: ($C_{16}H_{15}Cl_3N_3 \cdot HCl \cdot 1/2H_2O$); Calcd. (%): C: 47.78, H: 4.51, N: 10.45; Found (%): C: 47.93, H: 4.63, N: 10.33.

Example 51 - N-(3-Ethylphenyl)-N'-(2,4,5-trichlorophenyl)guanidine hydrochloride (Formula I: hydrochloride salt of R=3-ethylphenyl, $R^1=R^2=H$, $R^3=R^4=Cl$, $R^5=4-Cl$, n=1).

white solid; TLC: R_f=0.4 (10% MeOH/CH_2Cl_2); mp: 82-83°C; ^1H NMR (300 MHz, CD_3OD): δ 7.63-7.18 (m, 6H, Ar-H), 2.63 (q, J=7.6Hz, 2H, CH_2), 1.22 (t, J=7.6Hz, 3H, CH_3); MS (EI): m/e 341 (M^+ for the free base).

REPLACEMENT SHEET

15 FEB 1997

Example 52 - N-(1-Naphthyl)-N'-(2,4,5-trichlorophenyl)guanidine hydrochloride (Formula I: hydrochloride salt of R = 1-naphthyl, $R^1 = R^2 = H$, $R^3 = R^4 = Cl$, $R^5 = 4\text{-}Cl$, n = 1).

white solid; TLC: $R_f = 0.4$ (10% MeOH/CH_2Cl_2); mp: 238-239°C; ^1H NMR (300 MHz, CD_3OD): δ 8.08-7.58 (m, 10H, Ar-H); MS (EI): m/e 383 (M^+ for the free base); Anal.: ($C_{17}H_{12}Cl_3N_3 \cdot HCl$); Calcd. (%): C: 50.9, H: 3.29, N: 10.48; Found (%): C: 51.11, H: 3.33, N: 10.63.

Example 53 - N-(3-Ethylphenyl)-N-methyl-N'-(2-bromo-5-methylthiophenyl)guanidine hydrochloride (Formula I: hydrochloride salt of R = 3-ethylphenyl, $R^1 = CH_3$, $R^2 = H$, $R^3 = Br$, $R^4 = CH_3S$, n = 0).

TLC: $R_f = 0.5$ (SiO_2, CH_2Cl_2/MeOH = 10/1); M.P.: 90-92°C; ^1H NMR (CD_3OD): δ (ppm) 7.64-7.15 (m, Ar-H, 7H), 3.49 (s, CH_3, 3H), 2.70 (q, J = 7.4 Hz, 2H, CH_2), 2.47 (s, SCH_3, 3H), 1.25 (t, J = 7.5Hz, 3H, CH_3); MS (EI): m/e 377 (M^+: $C_{17}H_{20}N_3Br_1S_1$); Anal. ($C_{17}H_{20}N_3Br_1S_1 \cdot HCl$); Calcd. (%): C: 49.23, H: 5.1, N: 10.13; Found (%) C: 49.30, H: 5.28, N: 10.28.

Example 54 - N-(3-Methylthiophenyl)-N-methyl-N'-(2,5-dichlorophenyl)guanidine hydrochloride (Formula I: hydrochloride salt of R = 3-methylthiophenyl, $R^1 = CH_3$, $R^2 = H$, $R^3 = R^4 = Cl$, n = 0).

TLC: $R_f = 0.3$ (10% MeOH/CH_2Cl_2); MP: 200-201°C; ^1H NMR (300 MHz, CD_3OD): δ (ppm) 7.55-7.15 (m, 7H, Ar-H), 3.48 (s, 3H, NCH_3), 2.52 (s, 3H, SCH_3); MS (EI): m/e 339 (M^+ for the free base); Anal. ($C_{15}H_{13}Cl_2N_3S \cdot HCl$); Calcd. (%): C: 47.82, H: 4.28, N: 11.15; Found (%): C: 47.66, H: 4.26, N: 11.34.

REPLACEMENT SHEET
15 FEB 1997

Example 55 - N-(3-Methylthiophenyl)-N-methyl-N'-(2,5-dibromophenyl)guanidine hydrochloride (Formula I: hydrochloride salt of R=3-methylthiophenyl, $R^1=CH_3$, $R^2=H$, $R^3=R^4=Br$, n=0).

TLC: R_f=0.4 (10% MeOH/CH_2Cl_2); MP: 239-240°C; ^1H NMR: δ (ppm) 7.70-7.20 (m, 7H, Ar-H), 3.49 (s, 3H, NCH_3), 2.53 (s, 3H, SCH_3); MS (EI): m/e 428 (M^+ for the free base); Anal. ($C_{15}H_{15}Br_2N_3S$•HCl); Calcd. (%): C: 38.69, H: 3.46, N: 9.02; Found (%): C: 38.65, H: 3.60, N: 8.98.

Example 56 - N-(3-Methylthiophenyl)-N-methyl-N'-(2-chloro-5-ethylphenyl)guanidine hydrochloride (Formula I: hydrochloride salt of R=3-methylthiophenyl, $R^1=CH_3$, $R^2=H$, $R^3=Cl$, $R^4=CH_2CH_3$, n=0).

white solid; TLC: R_f=0.3 (10% MeOH/CH_2Cl_2); MP: 212-213°C; ^1H NMR (300 MHz, CD_3OD): δ (ppm) 7.45-7.19 (m, 7H, Ar-H), 3.49 (s, 3H, CH_3), 2.68 (q, J=7.5Hz, 2H, CH_2), 2.51 (s, 3H, SCH_3), 1.22 (t, J=7.5Hz, 3H, CH_3); MS (EI): m/e 333 (M^+ for the free base); Anal. ($C_{17}H_{20}ClN_3S$•HCl); Calcd. (%): C: 55.14, H: 5.72, N: 11.35; Found (%): C: 55.29, H: 5.81, N: 11.36.

Example 57 - N-(3-Methylthiophenyl)-N-methyl-N'-(2-chloro-5-methylthiophenyl)guanidine hydrochloride (Formula I: hydrochloride salt of R=3-methylthiophenyl, $R^1=CH_3$, $R^2=H$, $R^3=Cl$, $R^4=SCH_3$, n=0).

TLC: R_f=0.25 (10% MeOH/CH_2Cl_2); MP: 203-204°C; ^1H NMR (300 MHz, CD_3OD): δ (ppm) 7.50-7.18 (m, 7H, Ar-H), 3.49 (s, 3H, CH_3), 2.52 (s, 3H, SCH_3), 2.49 (s, 3H, SCH_3); MS (EI): m/e 351 (M^+ for the free base); Anal. ($C_{16}H_{18}ClN_3S_2$•HCl); Calcd. (%): C: 49.48, H: 4.93, N: 10.82; Found (%): C: 49.41, H: 5.07, N: 10.81.

REPLACEMENT SHEET
15 FEB 1997

Example 58 - N-(3-Methylthiophenyl)-N-methyl-N'-(2-bromo-5-methylthiophenyl)guanidine (Formula I: R = 3-methylthiophenyl, $R^1 = CH_3$, $R^2 = H$, $R^3 = Br$, $R^4 = SCH_3$, n = 0).

TLC: $R_f = 0.43$ (SiO_2, CH_2Cl_2/MeOH = 10/1); M.P.: 174-175°C; ^1H NMR (CD_3OD): δ (ppm) 7.65-7.15 (m, Ar-H, 7H), 3.49 (s, CH_3, 3H), 2.52 (s, SCH_3, 3H), 2.49 (s, SCH_3, 3H); HRMS: 395.0120 (Calcd.: 395.0126 for $C_{18}H_{18}N_3BrS_2$); HPLC: 98.47%.

Example 59 - N-(3-Methylthiophenyl)-N-methyl-N'-(2-bromo-5-ethylphenyl)guanidine hydrochloride (Formula I: hydrochloride salt of R = 3-methylthiophenyl, $R^1 = CH_3$, $R^2 = H$, $R^3 = Br$, $R^4 = CH_2CH_3$, n = 0).

TLC: $R_f = 0.3$ (10% MeOH/CH_2Cl_2); MP: 199-200°C; ^1H NMR (300 MHz, CD_3OD): δ (ppm) 7.65-7.15 (m, 7H, Ar-H), 3.49 (s, 3H, CH_3), 2.64 (q, J = 7.5Hz, 2H, CH_2), 2.52 (s, 3H, SCH_3), 1.23 (t, J = 7.5Hz, 3H, CH_3); MS (EI): m/e 378 (M^+ for the free base); Anal. ($C_{17}H_{20}BrN_3S \cdot HCl$); Calcd. (%): C: 49.23, H: 5.10, N: 10.13; Found (%): C: 49.39, H: 5.01, N: 10.02.

Example 60 - N-(3-Trifluoromethylphenyl)-N-methyl-N'-(2,5-dichlorophenyl)guanidine hydrochloride (Formula I: hydrochloride salt of R = 3-trifluoromethylphenyl, $R^1 = CH_3$, $R^2 = H$, $R^3 = R^4 = Cl$, n = 0).

TLC: $R_f = 0.3$ (10% MeOH/CH_2Cl_2); MP: 209-210°C; ^1H NMR: δ (ppm) 7.86-7.39 (m, 7H, Ar-H); 3.54 (s, 3H, CH_3); MS (EI): m/e 381 (M^+ for the free base); Anal. ($C_{15}H_{12}Cl_2F_3N_3 \cdot HCl$); Calcd. (%): C: 45.19, H: 3.29; N: 10.54; Found (%): C: 45.31, H: 3.50, N: 10.61.

REPLACEMENT SHEET
15 FEB 1997

Example 61 - N-(3-Trifluoromethylphenyl)-N-methyl-N'-(2,5-dibromophenyl)guanidine hydrochloride (Formula I: hydrochloride salt of R=3-trifluoromethylphenyl, $R^1=CH_3$, $R^2=H$, $R^3=R^4=Br$, n=0).

TLC: R_f=0.5 (10% MeOH/CH_2Cl_2); MP: 233-234°C; ^1H NMR: δ (ppm) 7.90-7.45 (m, 7H, Ar-H); 3.54 (s, 3H, CH_3); MS (EI): m/e 449 (M^+ for the free base); Anal. ($C_{15}H_{12}Br_2F_3N_3 \cdot HCl$); Calcd. (%): C: 36.93, H: 2.69, N: 8.62; Found (%): C: 37.00, H: 2.70, N: 8.56.

Example 62 - N-(3-Trifluoromethylphenyl)-N-methyl-N'-(2-chloro-5-methylthiophenyl)guanidine hydrochloride (Formula I: hydrochloride salt of R=3-trifluoromethylphenyl, $R^1=CH_3$, $R^2=H$, $R^3=Cl$, $R^4=SCH_3$, n=0).

TLC: R_f=0.3 (10% MeOH/CH_2Cl_2); MP: 156-157°C; ^1H NMR (300 MHz, CD_3OD): δ (ppm) 7.90-7.20 (m, 7H, Ar-H), 3.53 (s, 3H, CH_3), 2.49 (s, 3H, SCH_3); MS (EI): m/e 373 (M^+ for the free base); Anal. ($C_{16}H_{15}ClF_3N_3S_2 \cdot HCl$); Calcd. (%): C: 46.84, H: 3.93, N: 10.24; Found (%): C: 46.78, H: 4.07, N: 10.12.

Example 63 - N-(3-Trifluoromethylphenyl)-N-methyl-N'-(2-chloro-5-ethylphenyl)guanidine hydrochloride (Formula I: hydrochloride salt of R=3-trifluoromethylphenyl, $R^1=CH_3$, $R^2=H$, $R^3=Cl$, $R^4=CH_2CH_3$, n=0).

TLC: R_f=0.3 (10% MeOH/CH_2Cl_2); MP: 164-165°C; ^1H NMR (300 MHz, CD_3OD): δ (ppm) 7.83-7.19 (m, 7H, Ar-H), 3.53 (s, 3H, CH_3), 2.65 (q, J=7.5Hz, 2H, CH_2), 1.22 (t, J=7.5Hz, 3H, CH_3); MS (EI): m/e 355 (M^+ for the free base); Anal. ($C_{17}H_{17}ClF_3N_3 \cdot HCl$); Calcd. (%): C: 52.06, H: 4.63, N: 10.71; Found (%): C: 52.14, H: 4.79, N: 10.66.

REPLACEMENT SHEET
15 FEB 1997

Example 64 - N-(3-Trifluoromethylphenyl)-N-methyl-N'-(2-bromo-5-methylthiophenyl)guanidine hydrochloride (Formula I: hydrochloride salt of R=3-trifluoromethylphenyl, R^1=CH_3, R^2=H, R^3=Br, R^4=SCH_3, n=0).

TLC: R_f=0.5 (10% MeOH/CH_2Cl_2); MP: 121-122°C; ^{1}H NMR (300 MHz, CD_3OD): δ (ppm) 7.87-7.15 (m, 7H, Ar-H), 3.53 (s, 3H, CH_3), 2.49 (s, 3H, CH_3); MS (EI): m/e 419 (M^+ for the free base); Anal. ($C_{16}H_{15}BrF_3N_3S$•HCl); Calcd. (%): C: 42.26, H: 3.5, N: 9.24; Found (%): C: 42.27, H: 3.70, N: 9.06.

Example 65 - N-(3-Trifluoromethylphenyl)-N-methyl-N'-(2-bromo-5-ethylphenyl)guanidine hydrochloride (Formula I: hydrochloride salt of R=3-trifluoromethylphenyl, R^1=CH_3, R^2=H, R^3=Br, R^4=CH_2CH_3, n=0).

TLC: R_f=0.5 (10% MeOH/CH_2Cl_2); MP: 95-96°C; ^{1}H NMR (300 MHz, CD_3OD): δ (ppm) 7.70-6.75 (m, 7H, Ar-H), 3.47 (s, 3H, CH_3), 2.58 (q, J=7.5HZ, 2H, CH_2), 1.22 (t, J=7.5Hz, 3H, CH_3); MS (EI): m/e 401 (M^+ for the free base); Anal. ($C_{17}H_{17}BrF_3N_3$•HCl); Calcd. (%): C: 46.76, H: 4.15, N: 9.62; Found (%): C: 46.57, H: 4.43, N: 9.38.

Example 66 - N-(3-Bromophenyl)-N-methyl-N'-(2-chloro-5-methylthiophenyl)guanidine hydrochloride (Formula I: hydrochloride salt of R=3-bromophenyl, R^1=CH_3, R^2=H, R^3=Cl, R^4=SCH_3, n=0).

TLC: R_f=0.5 (10% MeOH/CH_2Cl_2); MP: 244-245°C; ^{1}H NMR (300 MHz, CD_3OD): δ (ppm) 7.80-7.20 (m, 7H, Ar-H), 3.53 (s, 3H, CH_3), 2.49 (s, 3H, SCH_3); MS (EI): m/e 385 (M^+ for the free base); Anal. ($C_{15}H_{15}BrClN_3S$•HCl); Calcd. (%): C: 42.78, H: 3.83, N: 9.98; Found (%): C: 42.85, H: 3.99, N: 9.80.

REPLACEMENT SHEET
15 FEB 1997

Example 67 - N-(3-Trifluoromethoxyphenyl)-N'-(2-bromo-5-ethylphenyl)-N-methylguanidine hydrochloride (Formula I: hydrochloride salt of R=3-trifluoromethoxyphenyl, $R^1=CH_3$, $R^2=H$, $R^3=Br$, $R^4=CH_2CH_3$, n=0).

TLC: R_f=0.38 (SiO_2, CH_2Cl_2/MeOH=10/1); MP: 74-75°C; ^1H NMR (CD_3OD): δ (ppm) 7.63-7.15 (m, Ar-H, 7H), 3.30 (s, CH_3, 3H), 2.64 (m, CH_2, 2H), 1.23 (t, CH_3, J=7.45Hz, 3H); MS (EI): m/e 416.0 (M^+: $C_{17}H_{17}N_3BrOF_3$); Anal. ($C_{17}H_{17}N_3BrOF_3$•HCl); Calcd. (%): C: 45.10, H: 4.01, N: 9.28; Found (%): C: 45.31, H: 4.15, N: 9.09.

Example 68 - N-(3-Trifluoromethoxyphenyl)-N'-(2,5-dibromophenyl)-N-methylguanidine hydrochloride (Formula I: hydrochloride salt of R=3-trifluoromethoxyphenyl, $R^1=CH_3$, $R^2=H$, $R^3=R^4=Br$, n=0).

TLC: R_f=0.55 (SiO_2, CH_2Cl_2/MeOH=10/1); MP: 188-189°C; ^1H NMR (CD_3OD): δ (ppm) 7.80-7.40 (m, Ar-H, 7H), 3.52 (s, CH_3, 3H); MS (EI): m/e 467.80 (M^+: $C_{15}H_{12}N_3Br_2OF_3$); Anal. ($C_{15}H_{12}N_3Br_2OF_3$•HCl); Calcd. (%): C: 35.78, H: 2.60, N: 8.34; Found (%): C: 35.72, H: 2.75, N: 8.26.

Example 69 - N-(3-Methylsulfonylphenyl)-N-methyl-N'-(2,5-dibromophenyl)guanidine hydrochloride (Formula II: hydrochloride salt of R=3-methylsulfonylphenyl, $R^1=CH_3$, $R^2=H$, $R^3=R^4=Br$, n=0).

TLC: R_f=0.47 (SiO_2, CH_2Cl_2/MeOH=10/1); MP: 245-246°C; ^1H NMR (CD_3OD): δ (ppm) 8.15-7.45 (m, Ar-H, 7H), 3.56 (s, CH_3, 3H), 3.17 (s, CH_3, 3H); MS (EI): m/e 462 (M^+: $C_{15}H_{15}N_3Br_2SO_2$); Anal. ($C_{15}H_{15}N_3Br_2SO_2$•HCl); Calcd. (%): C: 36.20, H: 3.24, N: 8.44; found (%): C: 35.98, H: 3.11, N: 8.36.



Example 70 - N-(3-Methylsulfinylphenyl)-N-methyl-N'-(2,5-dibromophenyl)guanidine hydrochloride (Formula II: hydrochloride salt of R=3-methylsulfinylphenyl, $R^1=CH_3$, $R^2=H$, $R^3=R^4=Br$, n=0).

TLC: R_f=0.52 (SiO_2, CH_2Cl_2/MeOH=10/1); MP: 169-170°C; ^1H NMR (CD_3OD): δ (ppm) 7.90-7.45 (m, Ar-H, 7H), 3.55 (s, CH_3, 3H), 2.85 (s, CH_3, 3H); MS (EI): m/e 448 (M^+: $C_{15}H_{18}N_3Br_2SO$); Anal. ($C_{15}H_{15}N_3Br_2SO$•HCl); Calcd. (%): C: 37.41, H: 3.35, N: 8.72; Found (%): C: 37.15, H: 3.46, N: 8.38.

Example 71 - N-(3-Iodophenyl)-N-methyl-N'-(2-chloro-5-methylthiophenyl)guanidine hydrochloride (Formula I: hydrochloride salt of R=iodophenyl, $R^1=CH_3$, $R_2=H$, $R^3=Cl$, $R^4=SCH_3$, n=0).

M.P.: 61-63°C.

Example 72 - N-(2-Chloro-5-ethylphenyl)-N'-(3-iodophenyl)guanidine hydrochloride (Formula I: hydrochloride salt of R=3-iodophenyl, $R^1=R^2=H$, $R^3=Cl$, $R^4=CH_2CH_3$, n=0).

white solid; mp 76-77°C; R_f=0.28 (10:1 $CHCl_3$/MeOH): ^1H NMR (300 MHz, CD_3OD): δ (ppm) 7.76-7.78 (m, 1H, Ar-H), 7.52-7.56 (m, 1H, Ar-H), 7.39-7.42 (d, J=8Hz, 1H, Ar-H), 7.31-7.36 (m, 1H, Ar-H), 7.08-7.22 (m, 3H, Ar-H), 3.30 (q, 2H, CH_2), 1.20-1.30 lt, 3H, CH_3); MS(EI): m/e 400 (M^+ for free base); Anal.: ($C_{15}H_{16}Cl_2IN_3$•HCl); Calcd. (%): C: 41.31, H: 3.70, N: 9.63; Found (%): c: 44.60, H: 3.96, N: 9.59.

Example 73 - N-(2-chloro-5-thiomethylphenyl)-N'-(3-iodophenyl)-N'-methylguanidine hydrochloride (Formula I: hydrochloride salt of R=3-iodophenyl, $R^1=CH_3$, $R^2=H$, $R^3=Cl$, $R^4=SCH_3$, n=0).

REPLACEMENT SHEET
15 FEB 1997

brown solid; mp 61-63°C; R_f=0.24 (10:1) $CHCl_3$/MeOH); ^1H NMR (300 MHz, CD_3OD): δ7.74-7.75 (3, 1H, Ar-H), 7.58-7.62 (dt, 1H, Ar-H), 7.30-7.37 (m, 2H, Ar-H), 7.14-7.19 (t, 1H, Ar-H), 6.92-6.97 (m, 2H, Ar-H), 3.36 (s, 3H, N-CH_3), 2.46 (s, 3H, SCH_3); MS (EI): m/e 432 (M^+ for free base); Anal. ($C_{18}H_{18}ClN_3S$•HCl•Et_2O); Calcd. (%): C: 40.76, H: 4.33, N: 8.20; Found (%): C: 44.37, H: 4.69, N: 8.58.

EXAMPLE 74 - PCP Radioligand Binding Assays

PCP receptor binding assays were performed using rat brain membranes as the source of receptors. The radioligand used to label PCP receptors was [^3H]MK-801.

Synthesis of [^3H]MK-801 and PCP receptor binding assay protocols are described in J.F.W. Keana, et al., Life Sci., 43:985-973 (1988). Briefly, in the protocols, rat brain membranes were prepared and used as described for "detergent-treated membranes" (see D.E. Murphy, et al., *J. Pharmacol. Exp. Ther.*, 240:778-784 (1987)), and stored at a protein concentration of 10 mg/ml at -70°C. No effect of storage (1 month) of the membranes at -70°C on receptor number or affinity for [^3H]MK-801 was observed.

For assays with rat membranes, the thawed membranes were incubated at 1 mg/ml with 0.01% Triton X-100 for 15 minutes at 32°C, then washed three times by centrifugation to reduce the endogenous amino acid concentrations, and finally resuspended in buffer for assay. Glycine and l-glutamate were each added back to a final concentration of 1 μM to maximally stimulate the [^3H]MK-801 binding. The assays contain 400 μl of membranes, and 50 μl of buffer or unlabelled drug.

REPLACEMENT SHEET
15 FEB 1997

For [^{3}H]MK-801 binding, 1 nm radioligand was incubated with 200 μg/ml of rat brain membranes for 4 hours at room temperature. All assays were stopped by rapid filtration under vacuum through Whatman GF/B glass fiber filters presoaked in 0.05% polyethyleneimine using a Brandel 48-well cell harvester (Brandel, Gaithersburg, MD). The filters were washed three times with 5 ml of cold 5 mM tris-HCl, pH = 7.4. Each filter was suspended in 10 ml of Cytoscint (ICN Biomedicals, Costa Mesa, CA) and radioactivity was measured by liquid scintillation spectrometry at a counting efficiency of 50%. Nonspecific binding was defined as that remaining in the presence of 10 μM MK-801 or 100 μM PCP.

Saturation data were evaluated and IC_{50} values were determined as described by J.B. Fischer and A. Schonbrunn (*J. Biol. Chem.*, 263:2808-2816 (1988)). K_i values are derived from the IC_{50} values as described by Cheng et al., *Biochem. Pharmacol.*, 22:3099-3108 (1973).

Results of the assay are shown in Table I which follows Example 75 below, wherein the general formula of the tested compounds (i.e., compounds identified as compound nos. 1-83) is shown at the top of Table I with the particular substituent groups of each compound specified within the Table.

EXAMPLE 75 - Sigma Receptor Binding Assay

Methods. Sigma receptor binding assays using guinea pig brain membrane homogenates and the radioligand [^{3}H]DTG were conducted as described by E. Weber, et al., *P.N.A.S. (USA)*, 83:8784-8788 (1986). Briefly, frozen whole guinea-pig brains (Biotrol, Indianapolis, IN) were

REPLACEMENT SHEET
19 FEB 1997

homogenized in 10 volumes (w/v) of ice-cold 320 mM sucrose using a Brinkman polytron. The homogenate was centrifuged at 1,000 x g for 20 minutes at 4°C. The supernatant was centrifuged at 20,000 x g for 20 minutes at 4°C. The resulting pellet was resuspended in 10 initial volumes of 50 mM Tris/HCl buffer at pH 7.4 and centrifuged at 20,000 x g for 20 minutes at 4°C. The resulting pellet was resuspended in 5 initial volumes ice-cold 50 mM Tris/HCl (pH 7.4), and the final volume was adjusted to yield a protein concentration of 3 mg/ml. Aliquots of 20-ml were stored at -70°C until used, with no detectable loss of binding.

For [^{3}H]DTG binding assays, the frozen membrane suspensions were thawed and diluted 1:3 in 50 mM Tris/HCl (pH 7.4). To 12 x 75 mm polystyrene test tubes were added 0.8 ml of diluted membrane suspension, 0.1 ml of [^{3}H]DTG (Dupont/NEN) to yield a final concentration of 1.4 nM, and 0.1 ml of unlabelled drugs or buffer. The protein concentration in the 1-ml final incubation volume was 800 µg/ml, corresponding to 32 mg of brain tissue (original wet weight) and to a tissue concentration within the linear range for specific binding. Non-specific binding was defined as that remaining in the presence of 10 µM haloperidol. Incubations were terminated after 90 minutes at room temperature by addition of 4 ml of ice-cold 50mM Tris/HCl (pH 7.4) and rapid filtration of the membrane suspension through Whatman GF/B glass-fiber filters under vacuum, using a 48-well cell harvester (Brandel). The filters were washed 2 times with 4 ml of 50 mM Tris/HCl (pH 7.4). Each filter was suspended in 10 ml Cytoscint (ICI), and radioactivity was measured by liquid scintillation spectrometry at a counting efficiency of approximately 50%. IC_{50} values were determined

REPLACEMENT SHEET
15 FEB 1997

by non-linear regression analysis. The results are shown in Table I below for each of the tested compounds of the specified structure. In Table I, the designation "NT" indicates the compound was not tested in the specified assay.

TABLE I

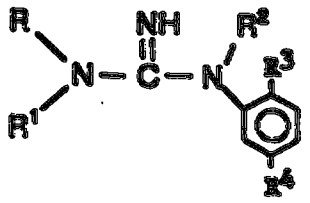

Compd. No.	R	R^1	R^2	R^3	R^4	[^{3}H]-MK801		[^{3}H]-DTG
						IC_{50} (nM)	K_i (nM)	IC_{50} (nM)
1	3-ethylphenyl	H	H	Cl	Cl	88	67.7	11.8
2	3-ethylphenyl	H	H	Br	Br	87.5	67.3	18.2
3	3-ethylphenyl	H	H	H	Cl	148	112	15.5
4	3-ethylphenyl	H	H	Br	CF_3	86.9	66.8	10.3
5	3-ethylphenyl	H	H	F	CF_3	86.9	76.0	14.8
6	3-ethylphenyl	H	H	Cl	CF_3	57.1	43.8	14.2
7	3-ethylphenyl	H	H	Cl	CH_3	100	76.8	30.8
8	3-ethylphenyl	H	H	Cl	CH_2CH_3	45.2	34.7	2.04
9	3-ethylphenyl	H	H	H	CH_2CH_3	168	129	8.0
10	3-ethylphenyl	CH_3	H	Cl	Cl	84.6	65.0	28.5
11	3-ethylphenyl	CH_3	H	Br	Br	47.8	36.6	40.2
12	3-ethylphenyl	CH_3	H	H	Cl	648	497	43.5
13	3-ethylphenyl	CH_3	H	Br	CF_3	102	78.4	208
14	3-ethylphenyl	CH_3	H	F	CF_3	252	194	88
15	3-ethylphenyl	CH_3	H	Cl	CF_3	131	101	120
16	3-ethylphenyl	CH_3	H	Cl	CH_3	101	77.6	46.3
17	3-ethylphenyl	CH_3	H	Cl	CH_2CH_3	53	40.7	115
18	3-ethylphenyl	CH_3	H	H	CH_2CH_3	213	164	81.5
19	3-ethylphenyl	CH_3	H	H	Br	105	80.7	40

REPLACEMENT SHEET
15 FEB 1997

TABLE I (continued)

Compd. No.	R	R^1	R^2	R^3	R^4	[^{3}H-MK801] IC_{50} (nM)	[^{3}H-MK801] K_i (nM)	[^{3}H-DTG] IC_{50} (nM)
20	3-ethylphenyl	CH_3	H	F	CH_2CH_3	128	96.8	112.5
21	3-ethylphenyl	H	H	F	CH_2CH_3	84.8	49.8	7.4
22	3-ethylphenyl	CH_3	H	Br	CH_2CH_3	16.7	12.8	203
23	3-ethylphenyl	H	H	Br	CH_2CH_3	38.3	24.9	5.07
24	3-ethylphenyl	CH_3	H	Cl	SCH_3	6.7	5.1	309.5
25	3-ethylphenyl	H	H	Cl	SCH_3	15.4	11.8	15.8
26	3-ethylphenyl	CH_3	CH_3	Cl	Cl	93.7	72.0	38.3
27	3-ethylphenyl	CH_3	CH_3	Br	Br	35.8	27.3	380
28	3-ethylphenyl	CH_3	CH_3	Cl	CH_2CH_3	146	112	240.5
29	2-chloro-5-ethylphenyl	H	H	Cl	CH_3	54.7	42.1	36.1
30	2-chloro-5-ethylphenyl	H	H	Br	Br	86.4	51.0	186
31	1-naphthyl	H	H	Cl	Cl	41	31.5	25
32	1-naphthyl	H	H	Br	Br	48.8	37.3	37.6
33	1-naphthyl	H	H	CH_3	CH_3	79.2	60.9	27.4
34	1-naphthyl	H	H	F	CH_3	86	66.1	69
35	1-naphthyl	H	H	Cl	CH_3	31.2	24.0	43
36	1-naphthyl	H	H	OCH_3	CH_3	61.5	47.3	161
37	1-naphthyl	H	H	H	Cl	371	286	33
38	1-naphthyl	H	H	H	CH_3	192	148	75
39	1-naphthyl	H	H	F	CF_3	38.4	26.5	78.4
40	1-naphthyl	H	H	Cl	CF_3	38.8	29.6	62.6
41	1-naphthyl	H	H	Br	CF_3	51.1	39.3	49.6
42	1-naphthyl	H	H	SCH_3	CF_3	170	131	418
43	1-naphthyl	H	H	H	CF_3	129	99.2	238
44	1-naphthyl	H	H	Cl	CH_2CH_3	20.6	15.8	4.84
45	1-naphthyl	H	H	H	CH_2CH_3	39	30.0	53.8
46	1-naphthyl	H	H	Cl	SCH_3	43	33.2	25.4
47	1-naphthyl	H	H	H	SCH_3	124	95.3	27
48	8-quinolinyl	H	H	Cl	CH_3	32	24.4	989
49	8-quinolinyl	H	H	Cl	CH_2CH_3	4.2	3.2	322
50	1-naphthyl	H	CH_3	Cl	Cl	62	47.6	1318
51	1-naphthyl	H	CH_3	Br	Br	65	49.9	1280
52	1-naphthyl	H	CH_3	H	Cl	107	82.3	2982

R
15 FEB 1997

TABLE I (continued)

Compd. No.	R	R^1	R^2	R^3	R^4	[^{3}H-MK801] IC_{50} (nM)	[^{3}H-MK801] K_i (nM)	[^{3}H-DTG] IC_{50} (nM)
53	1-naphthyl	H	CH_2	H	Br	54	41.8	2758
54	1-naphthyl	H	CH_2	CH_2	CH_2	78	60.2	1554
55	1-naphthyl	H	CH_2	Cl	CH_2	41	31.6	2425
56	1-naphthyl	H	CH_2	H	CH_2	85	65.4	1262
57	1-naphthyl	H	CH_2	Cl	CH_2CH_2	32.8	25.2	136
58	1-naphthyl	H	CH_2	H	CH_2CH_2	37.5	28.8	2635
59	3-ethylphenyl	CH_2	H	Br	CH_2	3.19	2.45	240
60	3-methylthiophenyl	CH_2	H	Cl	SCH_2	2.43	1.84	480
61	3-methylthiophenyl	CH_2	H	Cl	CH_2CH_2	12.6	8.69	178
62	3-methylthiophenyl	CH_2	H	Cl	Cl	59.2	45.6	130
63	3-methylthiophenyl	CH_2	H	Br	SCH_2	2.15	1.85	NT
64	3-methylthiophenyl	CH_2	H	Br	CH_2CH_2	5.08	3.92	180
65	3-methylthiophenyl	CH_2	H	Br	Br	5.35	4.13	113
66	3-trifluoromethyl-phenyl	CH_2	H	Cl	SCH_2	8.47	6.92	421
67	3-trifluoromethyl-phenyl	CH_2	H	Cl	CH_2CH_2	77.0	59.2	200
68	3-trifluoromethyl-phenyl	CH_2	H	Cl	Cl	201	155	110
69	3-trifluoromethyl-phenyl	CH_2	H	Br	SCH_2	5.55	4.27	631
70	3-trifluoromethyl-phenyl	CH_2	H	Br	CH_2CH_2	20.4	15.7	166
71	3-trifluoromethyl-phenyl	CH_2	H	Br	Br	34.0	26.1	224
72	3-bromophenyl	CH_2	H	Cl	SCH_2	4.65	3.58	NT
73	3-trifluoro-methoxyphenyl	CH_2	H	Br	Br	25.8	18.7	NT
74	3-trifluoro-methoxyphenyl	CH_2	H	Br	CH_2CH_2	16.0	12.3	NT
75	3-methyl-sulfanylphenyl	CH_2	H	Br	Br	530	408	NT
76	3-methyl-sulfinylphenyl	CH_2	H	Br	Br	322	248	NT
77	3-iodophenyl	CH_2	H	Cl	SCH_2	2.11	1.62	NT
78	3-iodophenyl	H	H	Cl	CH_2CH_2	13.7	10.5	NT
79	8-quinolinyl	CH_2	H	Cl	SCH_2	22.3	17	842

REPLACEMENT SHEET
15 FEB 1997

EXAMPLE 76 - *in vivo* assay for protection against NMDA-induced excitotoxic damage to the central nervous system.

The *in vivo* potency of compounds of the present invention is exemplified by data summarized in Table II and obtained pursuant to the following protocol. Day 7 neonatal rats were anesthetized with metophane inhalation anesthetic for 4-6 minutes, inserted into a stereotaxic apparatus and injected intrastriatally with 0.5 μl of 50 mM NMDA (N-methyl-D-aspartate). 15 minutes after the NMDA injection, the rat pups were injected intraperitoneally with 10, 30 or 60 μmol/kg of the NMDA antagonist of the structure specified in Table II. Animals were returned to their mother and watched for signs of distress (e.g., respiratory depression). After five days, the animals were anesthetized with CO_2 and then decapitated; their brains were removed and weighed to determine the degree of neuroprotection. Because NMDA injection results in a retardation of brain growth (including necrosis), effects can be measured gravimetrically in terms of the weights of injected and non-injected hemispheres. Two groups of rat pups were used at each of three doses of a compound to generate a neuroprotection dose-response curve. The chemical structure of each of the tested compounds is specified below with the general formula of the compounds shown at the top of Table II with particular substituent groups specified within that Table. Table II discloses 1) the ED_{50} for each tested compound, i.e., the dose of a compound that provides 50% of the maximum protection against damage to the central nervous system; and 2) the percent (%) maximum protection against damage to the central nervous system provided by the indicated dose expressed as μmol per kilogram bodyweight of the test subject.

REPLACEMENT SHEET
15 FEB 1997

TABLE II

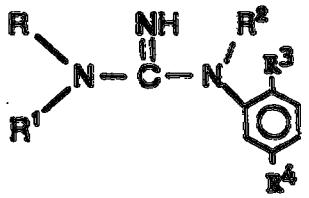

Cmpd. No.	R	R_1	R_2	R_3	R_4	ED80 µmol/kg	% maximum protection per dose (µmol/kg)
1	3-ethylphenyl	CH_3	H	Cl	Cl	36.4	88.8@60
2	3-ethylphenyl	CH_3	H	Br	Br	13.4	93.8@60
3	3-ethylphenyl	H	H	F	CF_3	15.2	76.6@60
4	3-ethylphenyl	CH_3	H	Cl	C_2H_5	19.8	77.8@60
5	1-naphthyl	H	CH_3	Cl	C_2H_5	22.3	92.2@60
6	1-naphthyl	H	CH_3	Br	Br	26.9	85.7@60
7	1-naphthyl	H	CH_3	CH_3	CH_3	22.5	86.0@30
8	1-naphthyl	H	H	F	CF_3	26.8	96.0@60
9	1-naphthyl	H	H	Cl	SCH_3	10.8	92.7@60
10	1-naphthyl	H	H	Cl	CH_3	45.8	98.4@60
11	8-quinolyl	H	H	Cl	C_2H_5	14.2	94.5@30

This invention has been described in detail with reference to preferred embodiments thereof. However, it will be appreciated that those skilled in the art, upon consideration of this disclosure, may make modifications and improvements within the spirit and scope of the invention.

REPLACEMENT SHEET
15 FEB 1997

What is claimed is:

1. A compound of the following Formula I:

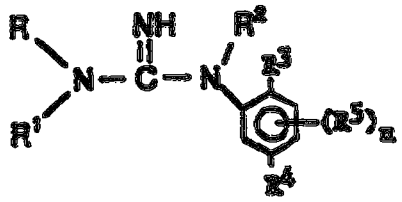

I

wherein R, R^1 and R^2 are each independently hydrogen, substituted or unsubstituted alkyl, substituted or unsubstituted alkenyl, substituted or unsubstituted alkynyl, substituted or unsubstituted alkoxy, substituted or unsubstituted alkylthio, substituted or unsubstituted aminoalkyl, substituted or unsubstituted carbocyclic aryl, substituted or unsubstituted aralkyl, or a substituted or unsubstituted heteroaromatic or heteroalicyclic group having 1 to 3 rings, 3 to 8 ring members in each ring and 1 to 3 hetero atoms;

R^3, R^4, and each R^5 substituent are each independently halogen, hydroxyl, azido, substituted or unsubstituted alkyl, substituted or unsubstituted alkenyl, substituted or unsubstituted alkynyl, substituted or unsubstituted alkoxy, substituted or unsubstituted alkylthio, substituted or unsubstituted aminoalkyl, substituted or unsubstituted carbocyclic aryl, or substituted or unsubstituted aralkyl; n is an integer of from 0-3; or a pharmaceutically acceptable salt thereof.

2. A compound of claim 1 wherein at least one of R and R^1 is other than hydrogen.

REPLACEMENT SHEET
15 FEB 1997

This Sheet Has Been Replaced

3. A compound of claim 2 wherein R is a substituted or unsubstituted carbocyclic aryl group or a subsituted or unsubstituted heterocaromatic group.

4. A compound of claim 1 where R is a substituted or unsubstituted carbocyclic aryl group, and R^1 and R^2 are each independently hydrogen or substituted or unsubstituted alkyl.

5. A compound of claim 1 of the following Formula Ia:

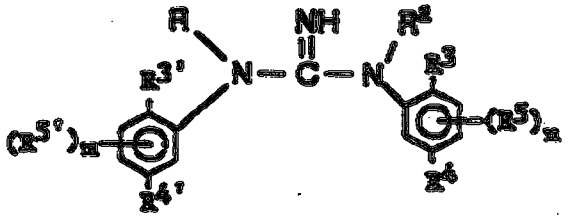

Ia

wherein R and R^2 are each independently hydrogen, substituted or unsubstituted alkyl, substituted or unsubstituted alkenyl, substituted or unsubstituted alkynyl, substituted or unsubstituted alkoxy, substituted or unsubstituted alkylthio, substituted or unsubstituted aminoalkyl, substituted or unsubstituted carbocyclic aryl, substituted or unsubstituted aralkyl, or a substituted or unsubstituted heterocaromatic or heteroalicyclic group having 1 to 3 rings, 3 to 8 ring members in each ring and 1 to 3 hetero atoms;

R^3, R^4, each R^5, $R^{3'}$, $R^{4'}$, and each $R^{5'}$ are each independently halogen, hydroxyl, azido, substituted or unsubstituted alkyl, substituted or unsubstituted alkenyl, substituted or unsubstituted alkynyl, substituted or unsubstituted alkoxy, substituted or unsubstituted

This Sheet Has Been Replaced

REPLACEMENT SHEET
15 FEB 1997

alkylthio, substituted or unsubstituted aminoalkyl, substituted or unsubstituted carbocyclic aryl, or substituted or unsubstituted aralkyl; m and n are each independently an integer of from 0 to 3; or a pharmaceutically acceptable salt thereof.

6. A compound of claim 1 of the following Formula Ib:

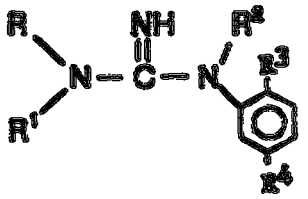

Ib

wherein R, R^1 and R^2 are each independently hydrogen, substituted or unsubstituted alkyl, substituted or unsubstituted alkenyl, substituted or unsubstituted alkynyl, substituted or unsubstituted alkoxy, substituted or unsubstituted alkylthio, substituted or unsubstituted aminoalkyl, substituted or unsubstituted carbocyclic aryl, substituted or unsubstituted aralkyl, or a substituted or unsubstituted heteroaromatic or heteroalicyclic group having 1 to 3 rings, 3 to 8 ring members in each ring and 1 to 3 hetero atoms;

R^3 and R^4 are each independently halogen, hydroxyl, azido, substituted or unsubstituted alkyl, substituted or unsubstituted alkenyl, substituted or unsubstituted alkynyl, substituted or unsubstituted alkoxy, substituted or unsubstituted alkylthio, substituted or unsubstituted aminoalkyl, substituted or unsubstituted carbocyclic aryl, or substituted or unsubstituted aralkyl; or a pharmaceutically acceptable salt thereof.

This Sheet Has Been Replaced

REPLACEMENT SHEET
15 FEB 1997

7. A compound of claim 1 of the following Formula Ic:

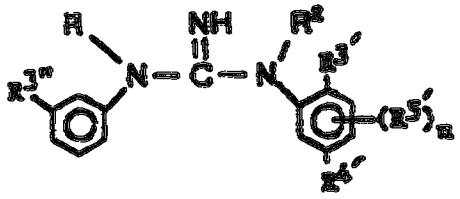

Ic

wherein R and R^2 are each independently hydrogen, substituted or unsubstituted alkyl, substituted or unsubstituted alkenyl, substituted or unsubstituted alkynyl, substituted or unsubstituted alkoxy, substituted or unsubstituted alkylthio, substituted or unsubstituted aminoalkyl, substituted or unsubstituted carbocyclic aryl, substituted or unsubstituted aralkyl, or a substituted or unsubstituted heteroaromatic or heteroalicyclic group having 1 to 3 rings, 3 to 8 ring members in each ring and 1 to 3 hetero atoms;

$R^{3'}$, $R^{4'}$, $R^{3''}$ and each $R^{5'}$ are each independently halogen, hydroxyl, azido, substituted or unsubstituted alkyl, substituted or unsubstituted alkenyl, substituted or unsubstituted alkynyl, substituted or unsubstituted alkoxy, substituted or unsubstituted alkylthio, substituted or unsubstituted aminoalkyl, substituted or unsubstituted carbocyclic aryl, or substituted or unsubstituted aralkyl; n is an integer of from 0 to 3; or a pharmaceutically acceptable salt thereof.

8. A compound of claim 1 that is N-(3-ethylphenyl)-N,N'-dimethyl-N'-(2,5-dichlorophenyl)guanidine;
N-(3-ethylphenyl)-N-methyl-N'-(2,5-dichlorophenyl)guanidine;
N-(3-ethylphenyl)-N'-(2,5-dichlorophenyl)-N'-methylguanidine;

This Sheet Has Been Replaced

REPLACEMENT SHEET
15 FEB 1997

* C L M S *

N-(3-ethylphenyl)-N'-(2,5-dichlorphenyl)guanidine;

N-(3-ethylphenyl)-N-methyl-N'-(2,5-dibromophenyl)guanidine;

N-(3-ethylphenyl)-N'-(2,5-dibromophenyl)-N'-methylguanidine;

N-(3-ethylphenyl)-N'-(2,5-dibromophenyl)guanidine;

N-(3-ethylphenyl)-N-methyl-N'-(2-chloro-5-trifluromethylphenyl)guanidine;

N-(3-ethylphenyl)-N'-(2-chloro-5-trifluoromethylphenyl)guanidine;

N-(3-ethylphenyl)-N,N'-dimethyl-N'-(2-bromo-5-trifluoromethyl)guanidine;

N-(3-ethylphenyl)-N-methyl-N'-(2-bromo-5-trifluromethylphenyl)guanidine;

N-(3-ethylphenyl)-N'-(2-bromo-5-trifluoromethylphenyl)guanidine;

N-(3-ethylphenyl)-N-methyl-N'-(2-fluoro-5-trifluromethylphenyl)guanidine;

N-(3-ethylphenyl)-N'-(2-fluoro-5-trifluoromethylphenyl)guanidine;

N-(3-ethylphenyl)-N,N'-dimethyl-N'-(2-chloro-5-ethylphenyl)guanidine;

N-(3-ethylphenyl)-N-methyl-N'-(2-chloro-5-ethylphenyl)guanidine;

N-(3-ethylphenyl)-N'-(2-chloro-5-ethylphenyl)guanidine;

N-(3-ethylphenyl)-N,N'-dimethyl-N'-(2-bromo-5-ethylphenyl)guanidine;

N-(3-ethylphenyl)-N-methyl-N'-(2-bromo-5-ethylphenyl)guanidine;

N-(3-ethylphenyl)-N'-(2-bromo-5-ethylphenyl)guanidine;

N-(3-ethylphenyl)-N,N'-dimethyl-N'-(2-fluoro-5-ethylphenyl)guanidine;

N-(3-ethylphenyl)-N-methyl-N'-(2-fluoro-5-ethylphenyl)guanidine;

N-(3-ethylphenyl)-N'-(2-fluoro-5-ethylphenyl)guanidine;

N-(3-ethylphenyl)-N,N'-dimethyl-N'-(2-chloro-5-methylphenyl);

N-(3-ethylphenyl)-N-methyl-N'-(2-chloro-5-methylphenyl)guanidine;

N-(3-ethylphenyl)-N'-(2-chloro-5-ethylphenyl)guanidine;

N-(3-ethylphenyl)-N'-(2-chloro-5-methylphenyl)guanidine;

N-(3-ethylphenyl)-N-methyl-N'-(2-chloro-5-methylthio)guanidine;

N-(3-ethylphenyl)-N'-(2-chloro-5-methylthio)guanidine;

This Sheet Has Been Replaced

REPLACEMENT SHEET
15 FEB 1997

* C L M S *

N-(1-naphthyl)-N'-(2-bromo-5-ethylphenyl)guanidine;

N-(1-naphthyl-N'-(2-fluoro-5-ethylphenyl)guanidine;

N-(1-naphthyl)-N'-(2,5-dichlorophenyl)guanidine;

N-(1-naphthyl)-N'-(2-fluoro-5-methylphenyl)guanidine;

N-(3-ethylphenyl)-N-methyl-N'-(2,4,5-trichlorophenyl)guanidine;

N-(3-ethylphenyl)-N'-(2,4,5-trichlorophenyl)guanidine;

N-(3-ethylphenyl)-N-methyl-N'-(2,3,5-trichlorophenyl)guanidine;

N-(3-ethylphenyl)-N'-(2,3,5-trichlorophenyl)guanidine;

N-(1-naphthyl)-N'-(2,4,5-trichlorophenyl)guanidine;

N-(1-naphthyl)-N'-(2,3,5-trichlorophenyl)guanidine;

N-(1-naphthyl)-N'-(2,5-dichlorophenyl)-N'-methylguanidine;

N-(1-naphthyl)-N'-(2-chloro-5-methylphenyl)guanidine;

N-(1-naphthyl)-N'-(2,5-dimethylphenyl)guanidine;

N-(1-naphthyl)-N'-(2,5-dibromophenyl)guanidine;

N-(1-naphthyl)-N'-(2-chloro-5-methylphenyl)-N'-methylguanidine;

N-(1-naphthyl)-N'-(2-5-dimethylphenyl)-N'-methylguanidine;

N-(1-naphthyl)-N'-(2,5-dibromophenyl)-N-methylguanidine;

N-(1-naphthyl)-N'-(2,5-dibromophenyl)-N'-methylguanidine;

N-(1-naphthyl)-N'-(2-chloro-5-thiomethylphenyl)guanidine;

N-(1-naphthyl)-N'-(2-fluoro-5-trifluoromethylphenyl)guanidine;

N-(1-naphthyl)-N'-(2-chloro-5-trifluoromethylphenyl)guanidine;

N-(1-naphthyl)-N'-(2-bromo-5-trifluoromethylphenyl)guanidine;

N-(1-naphthyl)-N'-(2-thiomethyl-5-trifluoromethylphenyl)guanidine;

N-(1-naphthyl)-N'-(2-methoxy-5-methylphenyl)guanidine;

N-(1-naphthyl)-N'-(2-chloro-5-ethylphenyl)guanidine;

N-(1-naphthyl)-N'-(2-chloro-5-ethylphenyl)-N'-methylguanidine;

N-(1-naphthyl)-N'-methyl-N'-(2-chloro-5-thiomethylphenyl)guanidine;N-(8-quinolinyl)-N'-(2-chloro-5-methylphenyl)guanidine;

This Sheet Has Been Replaced

15 FEB 1997

* C L M S *

N-(8-quinolinyl)-N'-(2-chloro-5-ethylphenyl)guanidine;

N-(8-quinolinyl)-N'-methyl-(2-chloro-5-ethylphenyl)guanidine;

N-(3-methylthiophenyl)-N-methyl-N'-(2-chloro-5-methylthiophenyl)guanidine;

N-(3-methylthiophenyl)-N'-methyl-N'-(2-chloro-5-methylthiophenyl)guanidine;

N-(3-methylthiophenyl)-N'-(2-chloro-5-methylthiophenyl)guanidine;

N-(3-methylthiophenyl)-N-methyl-N'-(2-chloro-5-ethylphenyl)guanidine;

N-(3-methylthiophenyl)-N'-methyl-N'-(2-chloro-5-ethylphenyl)guanidine;

N-(3-methylthiophenyl)-N'-(2-chloro-5-ethylphenyl)guanidine;

N-(3-methylthiophenyl)-N-methyl-N'-(2-bromo-5-ethylphenyl)guanidine;

N-(3-methylthiophenyl)-N'-methyl-N'-(2-bromo-5-ethylphenyl)guanidine;

N-(3-methylthiophenyl)-N'-(2-bromo-5-ethylphenyl)guanidine;

N-(3-methylthiophenyl-N-methyl-N'-(2,5-dichlorophenyl)guanidine;

N-(3-methylthiophenyl-N'-methyl-N'-(2,5-dichlorophenyl)guanidine;

N-(3-methylthiophenyl-N'-(2,5-dichlorophenyl)guanidine;

N-(3-methylthiophenyl)-N-methyl-N'-(2,5-dibromophenyl)guanidine;

N-(3-methylthiophenyl)-N'-methyl-N'-(2,5-dibromophenyl)guanidine;

N-(3-methylthiophenyl)-N'-(2,5-dibromophenyl)guanidine;

N-(3-trifluoromethylphenyl)-N-methyl-N'-(2-chloro-5-methylthiophenyl)guanidine;

N-(3-trifluoromethylphenyl)-N'-methyl-N'-(2-chloro-5-methylthiophenyl)guanidine;

N-(3-trifluoromethylphenyl)-N'-(2-chloro-5-methylthiophenyl)guanidine;

N-(3-trifluoromethylphenyl)-N-methyl-N'-(2-chloro-5-ethylphenyl)guanidine;

N-(3-trifluoromethylphenyl)-N'-methyl-N'-(2-chloro-5-ethylphenyl)guanidine;

REPLACEMENT SHEET
15 FEB 1997

This Sheet Has Been Replaced

* C L M S *

N-(3-trifluoromethylphenyl)-N'-(2-chloro-5-ethylphenyl)guanidine;
N-(3-trifluoromethylphenyl)-N-methyl-N'-(2-bromo-5-ethylphenyl)guanidine;
N-(3-trifluoromethylphenyl)-N'-methyl-N'-(2-bromo-5-ethylphenyl)guanidine;
N-(3-trifluoromethylphenyl)-N'-(2-bromo-5-ethylphenyl)guanidine;
N-(3-trifluoromethylphenyl)-N-methyl-N'-(2,5-dichlorophenyl)guanidine;
N-(3-trifluoromethylphenyl)-N'-methyl-N'-(2,5-dichlorophenyl)guanidine;
N-(3-trifluoromethylphenyl)-N'-(2,5-dichlorophenyl)guanidine;
N-(3-trifluoromethylphenyl)-N-methyl-N'-(2,5-dibromophenyl)guanidine;
N-(3-trifluoromethylphenyl)-N'-methyl-N'-(2,5-dibromophenyl)guanidine;
N-(3-trifluoromethylphenyl)-N'-(2,5-dibromophenyl)guanidine;
N-(3-ethylphenyl)-N-methyl-N'-(2-bromo-5-methylthiophenyl)guanidine;
N-(3-ethylphenyl)-N'-methyl-N'-(2-bromo-5-methylthiophenyl)guanidine;
N-(3-ethylphenyl)-N'-(2-bromo-5-methylthiophenyl)guanidine;
N-(3-methylthiophenyl)-N-methyl-N'-(2-bromo-5-methylthiophenyl)guanidine;
N-(3-methylthiophenyl)-N'-methyl-N'-(2-bromo-5-methylthiophenyl)guanidine;
N-(3-methylthiophenyl)-N'-(2-bromo-5-methylthiophenyl)guanidine;
N-(3-methylthiophenyl)-N-methyl-N'-(2-bromo-5-ethylphenyl)guanidine;
N-(3-methylthiophenyl)-N'-methyl-N'-(2-bromo-5-ethylphenyl)guanidine;
N-(3-methylthiophenyl)-N'-(2-bromo-5-ethylphenyl)guanidine;
N-(3-trifluoromethylphenyl)-N-methyl-N'-(2-bromo-5-methylthiophenyl)guanidine;
N-(3-trifluoromethylphenyl)-N'-methyl-N'-(2-bromo-5-methylthiophenyl)guanidine;
N-(3-trifluoromethylphenyl)-N'-(2-bromo-5-methylthiophenyl)guanidine;

This Sheet Has Been Replaced

REPLACEMENT SHEET
15 FEB 1997

* C L M S *

N-(3-bromophenyl)-N-methyl-N'-(2-chloro-5-methylthiophenyl)guanidine;
N-(3-bromophenyl)-N'-methyl-N'-(2-chloro-5-methylthiophenyl)guanidine;
N-(3-bromophenyl)-N'-(2-chloro-5-methylthiophenyl)guanidine;
N-(3-trifluoromethoxyphenyl)-N-methyl-N'-(2,5-dibromophenyl)guanidine;
N-(3-trifluoromethoxyphenyl)-N'-methyl-N'-(2,5-dibromophenyl)guanidine;
N-(3-trifluoromethoxyphenyl)-N'-(2,5-dibromophenyl)guanidine;
N-(3-trifluoromethoxyphenyl)-N-methyl-N'-(2-bromo-5-ethylphenyl)guanidine;
N-(3-trifluoromethoxyphenyl)-N'-methyl-N'-(2-bromo-5-ethylphenyl)guanidine;
N-(3-trifluoromethoxyphenyl)-N'-(2-bromo-5-ethylphenyl)guanidine;
N-(3-iodophenyl)-N-methyl-N'-(2-chloro-5-methylthiophenyl)guanidine;
N-(3-iodophenyl)-N'-methyl-N'-(2-chloro-5-methylthiophenyl)guanidine;
N-(3-iodophenyl)-N'-(2-chloro-5-methylthiophenyl)guanidine;
N-(3-iodophenyl)-N-methyl-N'-(2-chloro-5-ethylphenyl)guanidine;
N-(3-iodophenyl)-N'-methyl-N'-(2-chloro-5-ethylphenyl)guanidine;
N-(3-iodophenyl)-N'-(2-chloro-5-ethylphenyl)guanidine;
N-(3-ethylphenyl)-N'-(2-chloro-5-ethylthiophenyl)guanidine;
N-(3-ethylphenyl)-N-methyl-N'-(2-chloro-5-ethylthiophenyl)guanidine;
N-(3-ethylphenyl)-N'-methyl-N'-(2-chloro-5-ethylthiophenyl)guanidine;
N-(3-ethylphenyl)-N,N'-dimethyl-N'-(2-chloro-5-ethylthiophenyl)guanidine;
N-(3-ethylphenyl)-N'-(2-bromo-5-ethylthiophenyl)guanidine;
N-(3-ethylphenyl)-N-methyl-N'-(2-bromo-5-ethylthiophenyl)guanidine;
N-(3-ethylphenyl)-N'-methyl-N'-(2-bromo-5-ethylthiophenyl)guanidine;
N-(3-ethylphenyl)-N,N'-dimethyl-N'-(2-bromo-5-ethylthiophenyl)guanidine;

This Sheet Has Been Replaced

NEW SHEET
15 FEB 1997

N-(3-methylthiophenyl)-N'-(2-chloro-5-ethylthiophenyl)guanidine;
N-(3-methylthiophenyl)-N-methyl-N'-(2-chloro-5-ethylthiophenyl)guanidine;
N-(3-methylthiophenyl)-N'-methyl-N'-(2-chloro-5-ethylthiophenyl)guanidine;
N-(3-methylthiophenyl)-N,N'-dimethyl-N'-(2-chloro-5-ethylthiophenyl)guanidine;
N-(3-methylthiophenyl)-N'-(2-bromo-5-ethylthiophenyl)guanidine;
N-(3-methylthiophenyl)-N-methyl-N'-(2-bromo-5-ethylthiophenyl)guanidine;
N-(3-methylthiophenyl)-N'-methyl-N'-(2-bromo-5-ethylthiophenyl)guanidine;
N-(3-methylthiophenyl)-N,N'-dimethyl-N'-(2-bromo-5-ethylthiophenyl)guanidine;
N-(3-trifluoromethylphenyl)-N'-(2-chloro-5-ethylthiophenyl)guanidine;
N-(3-trifluoromethylphenyl)-N-methyl-N'-(2-chloro-5-ethylthiophenyl)guanidine;
N-(3-trifluoromethylphenyl)-N'-methyl-N'-(2-chloro-5-ethylthiophenyl)guanidine;
N-(3-trifluoromethylphenyl)-N,N'-dimethyl-N'-(2-chloro-5-ethylthiophenyl)guanidine;
N-(3-trifluoromethylphenyl)-N'-(2-bromo-5-ethylthiophenyl)guanidine;
N-(3-trifluoromethylphenyl)-N-methyl-N'-(2-bromo-5-ethylthiophenyl)guanidine;
N-(3-trifluoromethylphenyl)-N'-methyl-N'-(2-bromo-5-ethylthiophenyl)guanidine;
N-(3-trifluoromethylphenyl)-N,N'-dimethyl-N'-(2-bromo-5-ethylthiophenyl)guanidine;

This Sheet Has Been Replaced

REPLACEMENT SHEET
15 FEB 1997

N-(3-ethylphenyl)-N'-(2-chloro-5-trifluoromethylthiophenyl)guanidine;
N-(3-ethylphenyl)-N-methyl-N'-(2-chloro-5-trifluoromethylthiophenyl)guanidine;
N-(3-ethylphenyl)-N'-methyl-N'-(2-chloro-5-trifluoromethylthiophenyl)guanidine;
N-(3-ethylphenyl)-N,N'-dimethyl-N'-(2-chloro-5-trifluoromethyl thiophenyl)guanidine;
N-(3-ethylphenyl)-N'-(2-bromo-5-trifluoromethylthiophenyl)guanidine;
N-(3-ethylphenyl)-N-methyl-N'-(2-bromo-5-trifluoromethyl thiophenyl)guanidine;
N-(3-ethylphenyl)-N'-methyl-N'-(2-bromo-5-trifluoromethyl thiophenyl)guanidine;
N-(3-ethylphenyl)-N,N'-dimethyl-N'-(2-bromo-5-trifluoromethyl thiophenyl)guanidine;
N-(3-methylthiophenyl)-N'-(2-chloro-5-trifluoromethyl thiophenyl)guanidine;
N-(3-methylthiophenyl)-N-methyl-N'-(2-chloro-5-trifluoromethyl thiophenyl)guanidine;
N-(3-methylthiophenyl)-N'-methyl-N'-(2-chloro-5-trifluoromethyl thiophenyl)guanidine;
N-(3-methylthiophenyl)-N,N'-dimethyl-N'-(2-chloro-5-trifluoromethyl thiophenyl)guanidine;
N-(3-methylthiophenyl)-N'-(2-bromo-5-trifluoromethyl thiophenyl)guanidine;
N-(3-methylthiophenyl)-N-methyl-N'-(2-bromo-5-trifluoromethyl thiophenyl)guanidine;
N-(3-methylthiophenyl)-N'-methyl-N'-(2-bromo-5-trifluoromethyl thiophenyl)guanidine;

This Sheet Has Been Replaced

REPLACEMENT
15 FEB 1997

N-{3-methylthiophenyl}-N,N'-dimethyl-N'-{2-bromo-5-trifluoromethyl thiophenyl}guanidine;

N-{3-trifluoromethylphenyl}-N'-{2-chloro-5-trifluoromethyl thiophenyl}guanidine;

N-{3-trifluoromethylphenyl}-N-methyl-N'-{2-chloro-5-trifluoromethyl thiophenyl}guanidine;

N-{3-trifluoromethylphenyl}-N'-methyl-N'-{2-chloro-5-trifluoromethyl thiophenyl}guanidine;

N-{3-trifluoromethylphenyl}-N,N'-dimethyl-N'-{2-chloro-5-trifluoromethyl thiophenyl}guanidine;

N-{3-trifluoromethylphenyl}-N'-{2-bromo-5-trifluoromethyl thiophenyl}guanidine;

N-{3-trifluoromethylphenyl}-N-methyl-N'-{2-bromo-5-trifluoromethyl thiophenyl}guanidine;

N-{3-trifluoromethylphenyl}-N'-methyl-N'-{2-bromo-5-trifluoromethyl thiophenyl}guanidine;

N-{3-trifluoromethylphenyl}-N,N'-dimethyl-N'-{2-bromo-5-trifluoromethyl thiophenyl}guanidine;

N-{1-naphthyl}-N'-{2-chloro-5-methylthiophenyl}guanidine;

N-{1-naphthyl}-N'-{2-iodo-5-methylthiophenyl}guanidine; or

N-{1-naphthyl}-N'-{2-bromo-5-methylthiophenyl}guanidine;

and pharmaceutically acceptable salts of said compounds.

9. A compound of the following Formula II:

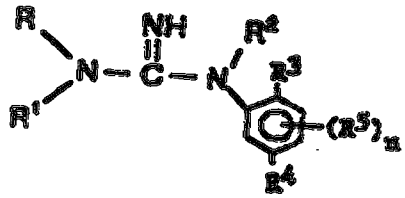

II

This Sheet Has Been Replaced

REPLACEMENT SHEET

15 FEB 1997

* C L M S *

wherein R, R^1 and R^2 are each independently hydrogen, substituted or unsubstituted alkyl, substituted or unsubstituted alkenyl, substituted or unsubstituted alkynyl, substituted or unsubstituted alkoxy, substituted or unsubstituted alkylthio, substituted or unsubstituted alkylsulfinyl, substituted or unsubstituted alkylsulfonyl, substituted or unsubstituted aminoalkyl, substituted or unsubstituted carbocyclic aryl, substituted or unsubstituted aralkyl, or a substituted or unsubstituted heteroaromatic or heteroalicyclic group having 1 to 3 rings, 3 to 8 ring members in each ring and 1 to 3 hetero atoms;

R^3, R^4, and each R^5 substituent are each independently halogen, hydroxyl, azido, substituted or unsubstituted alkyl, substituted or unsubstituted alkenyl, substituted or unsubstituted alkynyl, substituted or unsubstituted alkoxy, substituted or unsubstituted alkylthio, substituted or unsubstituted alkylsulfinyl, substituted or unsubstituted alkylsulfonyl, substituted or unsubstituted aminoalkyl, substituted or unsubstituted carbocyclic aryl, or substituted or unsubstituted aralkyl; n is an integer of from 0-3; or a pharmaceutically acceptable salt thereof.

10. A compound of claim 9 of the following Formula IIa:

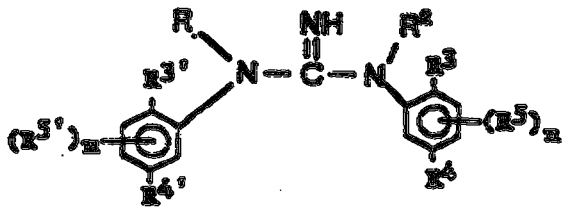

IIa

wherein R and R^2 are each independently hydrogen, substituted or unsubstituted alkyl, substituted or unsubstituted alkenyl, substituted or unsubstituted alkynyl, substituted or unsubstituted alkoxy, substituted

REPLACEMENT SHEET
15 FEB 1997

This Sheet Has Been Replaced

* C L R S *

or unsubstituted alkylthio, substituted or unsubstituted alkylsulfinyl, substituted or unsubstituted alkylsulfonyl, substituted or unsubstituted aminoalkyl, substituted or unsubstituted carbocyclic aryl, substituted or unsubstituted aralkyl, or a substituted or unsubstituted heteroaromatic or heteroalicyclic group having 1 to 3 rings, 3 to 8 ring members in each ring and 1 to 3 hetero atoms;

R^3, R^4, each R^3, $R^{3'}$, $R^{4'}$, and each $R^{5'}$ are each independently halogen, hydroxyl, azido, substituted or unsubstituted alkyl, substituted or unsubstituted alkenyl, substituted or unsubstituted alkynyl, substituted or unsubstituted alkoxy, substituted or unsubstituted alkylthio, substituted or unsubstituted alkylsulfinyl, substituted or unsubstituted alkylsulfonyl, substituted or unsubstituted aminoalkyl, substituted or unsubstituted carbocyclic aryl, or substituted or unsubstituted aralkyl; m and n are each independently an integer of from 0 to 3; or a pharmaceutically acceptable salt thereof.

11. A compound of claim 9 of the following Formula IIb:

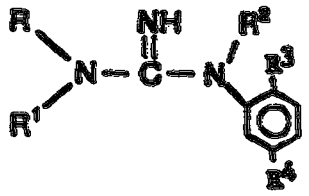

IIb

wherein R, R^1 and R^2 are each independently hydrogen, substituted or unsubstituted alkyl, substituted or unsubstituted alkenyl, substituted or unsubstituted alkynyl, substituted or unsubstituted alkoxy, substituted or unsubstituted alkylthio, substituted or unsubstituted alkylsulfinyl, substituted or unsubstituted alkylsulfonyl, substituted or unsubstituted

This Sheet Has Been Replaced

REPLACEMENT SHEET
15 FEB 1997

* C L M S *

aminoalkyl, substituted or unsubstituted carbocyclic aryl, substituted or unsubstituted aralkyl, or a substituted or unsubstituted heteroaromatic or heteroalicyclic group having 1 to 3 rings, 3 to 8 ring members in each ring and 1 to 3 hetero atoms;

R^3 and R^4 are each independently halogen, hydroxyl, azido, substituted or unsubstituted alkyl, substituted or unsubstituted alkenyl, substituted or unsubstituted alkynyl, substituted or unsubstituted alkoxy, substituted or unsubstituted alkylthio, substituted or unsubstituted alkylsulfinyl, substituted or unsubstituted alkylsulfonyl, substituted or unsubstituted aminoalkyl, substituted or unsubstituted carbocyclic aryl, or substituted or unsubstituted aralkyl; or a pharmaceutically acceptable salt thereof.

12. A compound of claim 9 of the following Formula IIc:

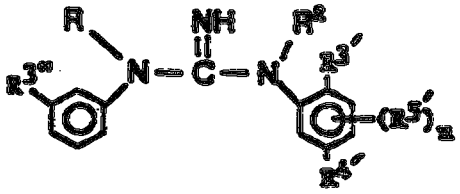

IIc

wherein R and R^2 are each independently hydrogen, substituted or unsubstituted alkyl, substituted or unsubstituted alkenyl, substituted or unsubstituted alkynyl, substituted or unsubstituted alkoxy, substituted or unsubstituted alkylthio, substituted or unsubstituted alkylsulfinyl, substituted or unsubstituted alkylsulfonyl, substituted or unsubstituted aminoalkyl, substituted or unsubstituted carbocyclic aryl, substituted or unsubstituted aralkyl, or a substituted or unsubstituted heteroaromatic

REPLACEMENT SHEET
15 FEB 1997

This Sheet Has Been Replaced

* C L N S *

or heteroalicyclic group having 1 to 3 rings, 3 to 8 ring members in each ring and 1 to 3 hetero atoms;

$R^{3'}$, $R^{4'}$, $R^{5'}$, and each $R^{6'}$ are each independently halogen, hydroxyl, azido, substituted or unsubstituted alkyl, substituted or unsubstituted alkenyl, substituted or unsubstituted alkynyl, substituted or unsubstituted alkoxy, substituted or unsubstituted alkylthio, substituted or unsubstituted alkylsulfinyl, substituted or unsubstituted alkylsulfonyl, substituted or unsubstituted aminoalkyl, substituted or unsubstituted carbocyclic aryl, or substituted or unsubstituted aralkyl; n is an integer of from 0 to 3; or a pharmaceutically acceptable salt thereof.

13. A compound of claim 9 that is N-(3-methylsulfonylphenyl)-N-methyl-N'-(2,5-dibromophenyl)guanidine; N-(3-methylsulfonylphenyl)-N'-methyl-N'-(2,5-dibromophenyl)guanidine; N-(3-methylsulfonylphenyl)-N'-(2,5-dibromophenyl)guanidine; N-(3-methylsulfinylphenyl)-N-methyl-N'-(2,5-dibromophenyl)guanidine; N-(3-methylsulfinylphenyl)-N'-methyl-N'-(2,5-dibromophenyl)guanidine; or N-(3-methylsulfinylphenyl)-N'-(2,5-dibromophenyl)guanidine; and pharmaceutically acceptable salts thereof.

14. A method of treating a disease of the nervous system in which the pathophysiology of the disorder involves excessive excitation of nerve cells by agonists of NMDA receptors, comprising administering to a mammal exhibiting symptoms of the disease or that exhibits symptoms of the disease or susceptible to the disease an effective amount of a compound of claim 1.

REPLACEMENT SHEET
15 FEB 1997

This Sheet Has Been Replaced

* C L M S *

15. The method of claim 14 wherein said disease is Alzheimer's disease, Parkinson's disease, Huntington's disease, Amyotrophic Lateral Sclerosis, Down's Syndrome or Korsakoff's disease, or wherein the mammal is a human suffering from epilepsy.

16. A method of inhibiting NMDA receptor-ion channel related neurotoxicity in a mammal exhibiting such neurotoxicity or susceptible thereto, comprising administering to the mammal an effective amount of a compound of claim 1.

17. The method of claim 16 wherein said neurotoxicity is caused by excessive release of endogenous glutamate following the occurrence of hypoxia, hypoglycemia, brain or spinal chord ischemia, or brain or spinal chord trauma.

18. A method of treating nerve cell death comprising administering to a mammal in need of such treatment an effective amount of a compound of claim 1.

19. A method of treating a disease of the nervous system in which the pathophysiology of the disorder involves excessive excitation of nerve cells by agonists of NMDA receptors, comprising administering to a mammal exhibiting symptoms of the disease or that susceptible to of the disease an effective amount of a compound of claim 9.

20. A method of inhibiting NMDA receptor-ion channel related neurotoxicity in a mammal exhibiting such neurotoxicity or susceptible

REPLACEMENT SHEET
15 FEB 1997

This Sheet Has Been Replaced

* C L N S *

thereto comprising administering to the mammal an effective amount of a compound of claim 9.

21. A method of treating nerve cell death comprising administering to a mammal in need of such treatment an effective amount of a compound of claim 9.

22. A pharmaceutical composition comprising a therapeutically effective amount of one or more compounds of claim 1 and a pharmaceutically acceptable carrier.

23. A pharmaceutical composition comprising a therapeutically effective amount of one or more compounds of claim 9 and a pharmaceutically acceptable carrier.

24. A compound of claim 1 or claim 9 which is radiolabelled.

REPLACEMENT SHEET
15 FEB 1997

This Sheet Has Been Replaced

THERAPEUTIC SUBSTITUTED GUANIDINES

ABSTRACT

The present invention provides therapeutically useful substituted guanidines of formula (I) and methods of treatment and pharmaceutical compositions that utilize or comprise one or more of such guanidines.

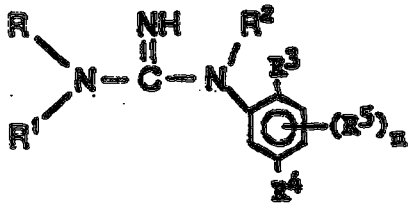

I

REPLACEMENT SHEET
15 FEB 1997

This Sheet Has Been Replaced

960854-7 IPO

REPLACED SHEETS SG
☐ Description : paged ..... to paged .....
☑ Claim(s) : paged ..83.. to paged ..87....
☐ Drawing(s) : paged ..... to paged .....
☑ Abstract : paged ..90.. to paged ..-....
DATE OF RECEIPT .....

81

REPLACEMENT SHEETS SG
☐ Description : paged ..... to paged .....
☑ Claim(s) : paged .81.. to paged .87.
☐ Drawing(s) : paged ..... to paged .....
☑ Abstract : paged .90.. to paged ..-..
DATE OF RECEIPT ..29/4/99.....

What is claimed is:

1. A compound of the following formula:

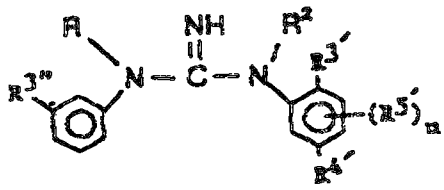

wherein R and R^2 are each independently hydrogen, optionally substituted alkyl, optionally substituted alkenyl, optionally substituted alkynyl, optionally substituted alkoxy, optionally substituted alkylthio, optionally substituted aminoalkyl, optionally substituted carbocyclic aryl, optionally substituted aralkyl, or an optionally substituted heteroaromatic or heterocyclic group having 1 to 3 rings, 3 to 8 ring members in each ring and 1 to 3 heteroatoms;

$R^{3'}$, $R^{4'}$, $R^{3''}$ and each $R^{5'}$ substituent are each independently halogen, hydroxyl, azido, optionally substituted alkyl, optionally substituted alkenyl, optionally substituted alkynyl, optionally substituted alkoxy, optionally substituted alkylthio, optionally substituted aminoalkyl, optionally substituted carbocyclic aryl, or optionally substituted aralkyl; n is an integer of from 0 to 3; or a pharmaceutically acceptable salt thereof.

2. N-(3-methylthiophenyl)-N-methyl-N'-(2-chloro-5-methylthiophenyl)guanidine or a pharmaceutically acceptable salt thereof, a compound of claim 1.

3. N-(3-ethylphenyl)-N-methyl-N'-(2,5-dibromophenyl)guanidine or a pharmaceutically acceptable salt thereof, a compound of claim 1.

4. A compound of claim 1 wherein both R and R^2 are hydrogen.

5. A compound of claim 1 wherein at least one of R and R^2 is other than hydrogen.

6. A compound of claim 4 or 5 wherein R and R^2 are hydrogen or alkyl having 1 to about 4 carbons.

7. A compound of claim 1 that is:
N-(3-ethylphenyl)-N,N'-dimethyl-N'-(2,5-dichlorophenyl)guanidine;
N-(3-ethylphenyl)-N-methyl-N'-(2,5-dichlorophenyl)guanidine;
N-(3-ethylphenyl)-N'-(2,5-dichlorophenyl)-N'-methylguanidine;
N-(3-ethylphenyl)-N'-(2,5-dichlorophenyl)guanidine;
N-(3-ethylphenyl)-N-methyl-N'-(2,5-dibromophenyl)guanidine;
N-(3-ethylphenyl)-N'-(2,5-dibromophenyl)-N'-methylguanidine;
N-(3-ethylphenyl)-N'-(2,5-dibromophenyl)guanidine;
N-(3-ethylphenyl)-N-methyl-N'-(2-chloro-5-trifluoromethylphenyl)guanidine;
N-(3-ethylphenyl)-N'-(2-chloro-5-trifluoromethylphenyl)guanidine;
N-(3-ethylphenyl)-N,N'-dimethyl-N'-(2-bromo-5-trifluoromethylphenyl)guanidine;

REPLACEMENT SHEET
29 APR 1999

N-(3-ethylphenyl)-N-methyl-N'-(2-bromo-5-trifluoromethylphenyl)guanidine;
N-(3-ethylphenyl)-N'-(2-bromo-5-trifluoromethylphenyl)guanidine;
N-(3-ethylphenyl)-N-methyl-N'-(2-fluoro-5-trifluoromethylphenyl)guanidine;
N-(3-ethylphenyl)-N'-(2-fluoro-5-trifluoromethylphenyl)guanidine;
N-(3-ethylphenyl)-N,N'-dimethyl-N'-(2-chloro-5-ethylphenyl)guanidine;
N-(3-ethylphenyl)-N-methyl-N'-(2-chloro-5-ethylphenyl)guanidine;
N-(3-ethylphenyl)-N'-(2-chloro-5-ethylphenyl)guanidine;
N-(3-ethylphenyl)-N,N'-dimethyl-N'-(2-bromo-5-ethylphenyl)guanidine;
N-(3-ethylphenyl)-N-methyl-N'-(2-bromo-5-ethylphenyl)guanidine;
N-(3-ethylphenyl)-N'-(2-bromo-5-ethylphenyl)guanidine;
N-(3-ethylphenyl)-N,N'-dimethyl-N'-(2-fluoro-5-ethylphenyl)guanidine;
N-(3-ethylphenyl)-N-methyl-N'-(2-fluoro-5-ethylphenyl)guanidine;
N-(3-ethylphenyl)-N'-(2-fluoro-5-ethylphenyl)guanidine;
N-(3-ethylphenyl)-N,N'-dimethyl-N'-(2-chloro-5-methylphenyl)guanidine;
N-(3-ethylphenyl)-N-methyl-N'-(2-chloro-5-methylphenyl)guanidine;
N-(3-ethylphenyl)-N'-(2-chloro-5-ethylphenyl)guanidine;
N-(3-ethylphenyl)-N'-(2-chloro-5-methylphenyl)guanidine;
N-(3-ethylphenyl)-N-methyl-N'-(2-chloro-5-methylthio)guanidine;
N-(3-ethylphenyl)-N'-(2-chloro-5-methylthio)guanidine;
N-(3-ethylphenyl)-N-methyl-N'-(2,4,5-trichlorophenyl)guanidine;
N-(3-ethylphenyl)-N'-(2,4,5-trichlorophenyl)guanidine;
N-(3-ethylphenyl)-N-methyl-N'-(2,3,5-trichlorophenyl)guanidine;
N-(3-ethylphenyl)-N'-(2,3,5-trichlorophenyl)guanidine;
N-(3-methylthiophenyl)-N-methyl-N'-(2-chloro-5-methylthiophenyl)guanidine;
N-(3-methylthiophenyl)-N'-methyl-N'-(2-chloro-5-methylthiophenyl)guanidine;
N-(3-methylthiophenyl)-N'-(2-chloro-5-methylthiophenyl)guanidine;
N-(3-methylthiophenyl)-N-methyl-N'-(2-chloro-5-ethylphenyl)guanidine;
N-(3-methylthiophenyl)-N'-methyl-N'-(2-chloro-5-ethylphenyl)guanidine;
N-(3-methylthiophenyl)-N'-(2-chloro-5-ethylphenyl)guanidine;
N-(3-methylthiophenyl)-N-methyl-N'-(2-bromo-5-ethylphenyl)guanidine;
N-(3-methylthiophenyl)-N'-methyl-N'-(2-bromo-5-ethylphenyl)guanidine;
N-(3-methylthiophenyl)-N'-(2-bromo-5-ethylphenyl)guanidine;
N-(3-methylthiophenyl)-N-methyl-N'-(2,5-dichlorophenyl)guanidine;
N-(3-methylthiophenyl-N'-methyl-N'-(2,5-dichlorophenyl)guanidine;
N-(3-methylthiophenyl)-N'-(2,5-dichlorophenyl)guanidine;
N-(3-methylthiophenyl)-N-methyl-N'-(2,5-dibromophenyl)guanidine;
N-(3-methylthiophenyl)-N'-methyl-N'-(2,5-dibromophenyl)guanidine;
N-(3-methylthiophenyl)-N'-(2,5-dibromophenyl)guanidine;
N-(3-trifluoromethylphenyl)-N-methyl-N'-(2-chloro-5-methylthiophenyl)guanidine;
N-(3-trifluoromethylphenyl)-N'-methyl-N'-(2-chloro-5-methylthiophenyl)guanidine;
N-(3-trifluoromethylphenyl)-N'-(2-chloro-5-methylthiophenyl)guanidine;
N-(3-trifluoromethylphenyl)-N-methyl-N'-(2-chloro-5-ethylphenyl)guanidine;
N-(3-trifluoromethylphenyl)-N'-methyl-N'-(2-chloro-5-ethylphenyl)guanidine;
N-(3-trifluoromethylphenyl)-N'-(2-chloro-5-ethylphenyl)guanidine;
N-(3-trifluoromethylphenyl)-N-methyl-N'-(2-bromo-5-ethylphenyl)guanidine;
N-(3-trifluoromethylphenyl)-N'-methyl-N'-(2-bromo-5-ethylphenyl)guanidine;
N-(3-trifluoromethylphenyl)-N'-(2-bromo-5-ethylphenyl)guanidine;
N-(3-trifluoromethylphenyl)-N-methyl-N'-(2,5-dichlorophenyl)guanidine;

REPLACEMENT SHEET
29 APR 1999

N-(3-trifluoromethylphenyl)-N'-methyl-N'-(2,5-dichlorophenyl)guanidine;
N-(3-trifluoromethylphenyl)-N''-(2,5-dichlorophenyl)guanidine;
N-(3-trifluoromethylphenyl)-N-methyl-N''-(2,5-dibromophenyl)guanidine;
N-(3-trifluoromethylphenyl)-N'-methyl-N''-(2,5-dibromophenyl)guanidine;
N-(3-trifluoromethylphenyl)-N''-(2,5-dibromophenyl)guanidine;
N-(3-ethylphenyl)-N-methyl-N''-(2-bromo-5-methylthiophenyl)guanidine;
N-(3-ethylphenyl)-N'-methyl-N''-(2-bromo-5-methylthiophenyl)guanidine;
N-(3-ethylphenyl)-N''-(2-bromo-5-methylthiophenyl)guanidine;
N-(3-methylthiophenyl)-N-methyl-N'-(2-bromo-5-methylthiophenyl)guanidine;
N-(3-methylthiophenyl)-N'-methyl-N''-(2-bromo-5-methylthiophenyl)guanidine;
N-(3-methylthiophenyl)-N''-(2-bromo-5-methylthiophenyl)guanidine;
N-(3-methylthiophenyl)-N-methyl-N''-(2-bromo-5-ethylphenyl)guanidine;
N-(3-methylthiophenyl)-N'-methyl-N''-(2-bromo-5-ethylphenyl)guanidine;
N-(3-methylthiophenyl)-N''-(2-bromo-5-ethylphenyl)guanidine;
N-(3-trifluoromethylphenyl)-N-methyl-N''-(2-bromo-5-methylthiophenyl)guanidine;
N-(3-trifluoromethylphenyl)-N'-methyl-N''-(2-bromo-5-methylthiophenyl)guanidine;
N-(3-trifluoromethylphenyl)-N''-(2-bromo-5-methylthiophenyl)guanidine;
N-(3-bromophenyl)-N-methyl-N''-(2-chloro-5-methylthiophenyl)guanidine;
N-(3-bromophenyl)-N'-methyl-N''-(2-chloro-5-methylthiophenyl)guanidine;
N-(3-bromophenyl)-N''-(2-chloro-5-methylthiophenyl)guanidine;
N-(3-trifluoromethoxyphenyl)-N-methyl-N''-(2,5-dibromophenyl)guanidine;
N-(3-trifluoromethoxyphenyl)-N'-methyl-N''-(2,5-dibromophenyl)guanidine;
N-(3-trifluoromethoxyphenyl)-N''-(2,5-dibromophenyl)guanidine;
N-(3-trifluoromethoxyphenyl)-N-methyl-N''-(2-bromo-5-ethylphenyl)guanidine;
N-(3-trifluoromethoxyphenyl)-N'-methyl-N''-(2-bromo-5-ethylphenyl)guanidine;
N-(3-trifluoromethoxyphenyl)-N''-(2-bromo-5-ethylphenyl)guanidine;
N-(3-iodophenyl)-N-methyl-N''-(2-chloro-5-methylthiophenyl)guanidine;
N-(3-iodophenyl)-N'-methyl-N''-(2-chloro-5-methylthiophenyl)guanidine;
N-(3-iodophenyl)-N''-(2-chloro-5-methylthiophenyl)guanidine;
N-(3-iodophenyl)-N-methyl-N''-(2-chloro-5-ethylphenyl)guanidine;
N-(3-iodophenyl)-N'-methyl-N''-(2-chloro-5-ethylphenyl)guanidine;
N-(3-iodophenyl)-N''-(2-chloro-5-ethylphenyl)guanidine;
N-(3-ethylphenyl)-N''-(2-chloro-5-ethylthiophenyl)guanidine;
N-(3-ethylphenyl)-N-methyl-N''-(2-chloro-5-ethylthiophenyl)guanidine;
N-(3-ethylphenyl)-N'-methyl-N''-(2-chloro-5-ethylthiophenyl)guanidine;
N-(3-ethylphenyl)-N,N'-dimethyl-N''-(2-chloro-5-ethylthiophenyl)guanidine;
N-(3-ethylphenyl)-N''-(2-bromo-5-ethylthiophenyl)guanidine;
N-(3-ethylphenyl)-N-methyl-N''-(2-bromo-5-ethylthiophenyl)guanidine;
N-(3-ethylphenyl)-N'-methyl-N''-(2-bromo-5-ethylthiophenyl)guanidine;
N-(3-ethylphenyl)-N,N'-dimethyl-N''-(2-bromo-5-ethylthiophenyl)guanidine;
N-(3-methylthiophenyl)-N''-(2-chloro-5-ethylthiophenyl)guanidine;
N-(3-methylthiophenyl)-N-methyl-N''-(2-chloro-5-ethylthiophenyl)guanidine;
N-(3-methylthiophenyl)-N'-methyl-N''-(2-chloro-5-ethylthiophenyl)guanidine;
N-(3-methylthiophenyl)-N,N'-dimethyl-N''-(2-chloro-5-ethylthiophenyl)guanidine;
N-(3-methylthiophenyl)-N''-(2-bromo-5-ethylthiophenyl)guanidine;
N-(3-methylthiophenyl)-N-methyl-N''-(2-bromo-5-ethylthiophenyl)guanidine;
N-(3-methylthiophenyl)-N'-methyl-N''-(2-bromo-5-ethylthiophenyl)guanidine;
N-(3-methylthiophenyl)-N,N'-dimethyl-N''-(2-bromo-5-ethylthiophenyl)guanidine;

This Sheet Has Been Replaced

REPLACEMENT SHEET
29 APR 1999

N-(3-trifluoromethylphenyl)-N'-(2-chloro-5-ethylthiophenyl)guanidine;
N-(3-trifluoromethylphenyl)-N-methyl-N'-(2-chloro-5-ethylthiophenyl)guanidine;
N-(3-trifluoromethylphenyl)-N'-methyl-N'-(2-chloro-5-ethylthiophenyl)guanidine;
N-(3-trifluoromethylphenyl)-N,N'-dimethyl-N'-(2-chloro-5-ethylthiophenyl)guanidine;
N-(3-trifluoromethylphenyl)-N'-(2-bromo-5-ethylthiophenyl)guanidine;
N-(3-trifluoromethylphenyl)-N-methyl-N'-(2-bromo-5-ethylthiophenyl)guanidine;
N-(3-trifluoromethylphenyl)-N'-methyl-N'-(2-bromo-5-ethylthiophenyl)guanidine;
N-(3-trifluoromethylphenyl)-N,N'-dimethyl-N'-(2-bromo-5-ethylthiophenyl)guanidine;
N-(3-ethylphenyl)-N'-(2-chloro-5-trifluoromethylthiophenyl)guanidine;
N-(3-ethylphenyl)-N-methyl-N'-(2-chloro-5-trifluoromethylthiophenyl)guanidine;
N-(3-ethylphenyl)-N'-methyl-N'-(2-chloro-5-trifluoromethylthiophenyl)guanidine;
N-(3-ethylphenyl)-N,N'-dimethyl-N'-(2-chloro-5-trifluoromethylthiophenyl)guanidine;
N-(3-ethylphenyl)-N'-(2-bromo-5-trifluoromethylthiophenyl)guanidine;
N-(3-ethylphenyl)-N-methyl-N'-(2-bromo-5-trifluoromethylthiophenyl)guanidine;
N-(3-ethylphenyl)-N'-methyl-N'-(2-bromo-5-trifluoromethylthiophenyl)guanidine;
N-(3-ethylphenyl)-N,N'-dimethyl-N'-(2-bromo-5-trifluoromethylthiophenyl)guanidine;
N-(3-methylthiophenyl)-N'-(2-chloro-5-trifluoromethylthiophenyl)guanidine;
N-(3-methylthiophenyl)-N-methyl-N'-(2-chloro-5-trifluoromethylthiophenyl)guanidine;
N-(3-methylthiophenyl)-N'-methyl-N'-(2-chloro-5-trifluoromethylthiophenyl)guanidine;
N-(3-methylthiophenyl)-N,N'-dimethyl-N'-(2-chloro-5-trifluoromethylthiophenyl)guanidine;
N-(3-methylthiophenyl)-N'-(2-bromo-5-trifluoromethylthiophenyl)guanidine;
N-(3-methylthiophenyl)-N-methyl-N'-(2-bromo-5-trifluoromethylthiophenyl)guanidine;
N-(3-methylthiophenyl)-N'-methyl-N'-(2-bromo-5-trifluoromethylthiophenyl)guanidine;
N-(3-methylthiophenyl)-N,N'-dimethyl-N'-(2-bromo-5-trifluoromethylthiophenyl)guanidine;
N-(3-trifluoromethylphenyl)-N'-(2-chloro-5-trifluoromethylthiophenyl)guanidine;
N-(3-trifluoromethylphenyl)-N-methyl-N'-(2-chloro-5-trifluoromethylthiophenyl)guanidine;
N-(3-trifluoromethylphenyl)-N'-methyl-N'-(2-chloro-5-trifluoromethylthiophenyl)guanidine;
N-(3-trifluoromethylphenyl)-N,N'-dimethyl-N'-(2-chloro-5-trifluoromethylthiophenyl) guanidine;
N-(3-trifluoromethylphenyl)-N'-(2-bromo-5-trifluoromethylthiophenyl)guanidine;
N-(3-trifluoromethylphenyl)-N-methyl-N'-(2-bromo-5-trifluoromethylthiophenyl)guanidine;
N-(3-trifluoromethylphenyl)-N'-methyl-N'-(2-bromo-5-trifluoromethylthiophenyl)guanidine; or
N-(3-trifluoromethylphenyl)-N,N'-dimethyl-N'-(2-bromo-5-trifluoromethylthiophenyl); guanidine; and pharmaceutically acceptable salts of said compounds.

8. A compound of the following formula:

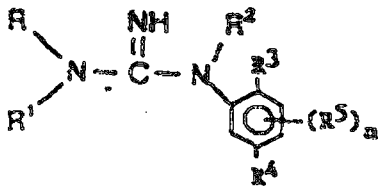

wherein R is naphthyl or quinolinyl; R^1 and R^2 are each independently hydrogen, optionally substituted alkyl, optionally substituted alkenyl, optionally substituted alkynyl, optionally substituted alkoxy, optionally substituted alkylthio, optionally substituted

REPLACEMENT SHEET
29 APR 1999
This Sheet Has Been Replaced

aminoalkyl, optionally substituted carbocyclic aryl, optionally substituted aralkyl, or optionally substituted heteroaromatic or heterocyclic group having 1 to 3 rings, 3 to 8 ring members in each ring and 1 to 3 heteroatoms;

R^3, R^4, and each R^5 substituent are each independently halogen, hydroxyl, azido, optionally substituted alkyl, optionally substituted alkenyl, optionally substituted alkynyl, optionally substituted alkoxy, optionally substituted alkylthio, optionally substituted aminoalkyl, optionally substituted carbocyclic aryl, or optionally substituted aralkyl; n is an integer of from 0-3; or a pharmaceutically acceptable salt thereof.

9. A compound of claim 8 that is:
N-(1-naphthyl)-N'-(2-bromo-5-ethylphenyl)guanidine;
N-(1-naphthyl-N'-(2-fluoro-5-ethylphenyl)guanidine;
N-(1-naphthyl)-N'-(2,5-dichlorophenyl)guanidine;
N-(1-naphthyl)-N'-(2,4,5-trichlorophenyl)guanidine;
N-(1-naphthyl)-N'-(2,3,5-trichlorophenyl)guanidine;
N-(1-naphthyl)-N'-(2,5-dichlorophenyl)-N'-methylguanidine;
N-(1-naphthyl)-N'-(2-chloro-5-methylphenyl)guanidine;
N-(1-naphthyl)-N'-(2,5-dimethylphenyl)guanidine;
N-(1-naphthyl)-N'-(2,5-dibromophenyl)guanidine;
N-(1-naphthyl)-N'-(2-chloro-5-methylphenyl)-N'-methylguanidine;
N-(1-naphthyl)-N'-(2-5-dimethylphenyl)-N'-methylguanidine;
N-(1-naphthyl)-N'-(2,5-dibromophenyl)-N-methylguanidine;
N-(1-naphthyl)-N'-(2,5-dibromophenyl)-N'-methylguanidine;
N-(1-naphthyl)-N'-(2-chloro-5-methylthiophenyl)guanidine;
N-(1-naphthyl)-N'-(2-fluoro-5-trifluoromethylphenyl)guanidine;
N-(1-naphthyl)-N'-(2-chloro-5-trifluoromethylphenyl)guanidine;
N-(1-naphthyl)-N'-(2-bromo-5-trifluoromethylphenyl)guanidine;
N-(1-naphthyl)-N'-(2-methylthio-5-trifluoromethylphenyl)guanidine;
N-(1-naphthyl)-N'-(2-methoxy-5-methylphenyl)guanidine;
N-(1-naphthyl)-N'-(2-chloro-5-ethylphenyl)guanidine;
N-(1-naphthyl)-N'-(2-chloro-5-ethylphenyl)-N'-methylguanidine;
N-(1-naphthyl)-N'-methyl-N'-(2-chloro-5-methylthiophenyl)guanidine;
N-(8-quinolinyl)-N'-(2-chloro-5-methylphenyl)guanidine;
N-(8-quinolinyl)-N'-(2-chloro-5-ethylphenyl)guanidine;
N-(8-quinolinyl)-N'-methyl-(2-chloro-5-ethylphenyl)guanidine;
N-(1-naphthyl)-N'-(2-fluoro-5-methylphenyl)guanidine;
N-(1-naphthyl)-N'-(2-chloro-5-methylthiophenyl)guanidine;
N-(1-naphthyl)-N'-(2-iodo-5-methylthiophenyl)guanidine; or
N-(1-naphthyl)-N'-(2-bromo-5-methylthiophenyl)guanidine; and
pharmaceutically acceptable salts of said compounds.

10. A compound of the following formula:

REPLACEMENT SHEET
29 APR 1999

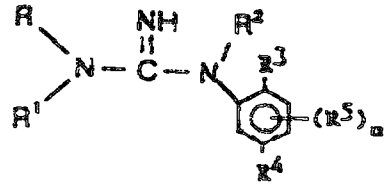

This Sheet Has Been Replaced

wherein R, R^1 and R^2 are each independently hydrogen, optionally substituted alkyl, optionally substituted alkenyl, optionally substituted alkynyl, optionally substituted alkoxy, optionally substituted alkylthio, optionally substituted aminoalkyl, optionally substituted carbocyclic aryl, optionally substituted aralkyl, or an optionally substituted heteroaromatic or heterocyclic group having 1 to 3 rings, 3 to 8 ring members in each ring and 1 to 3 heteroatoms,

and with at least two of R, R^1 and R^2 being other than hydrogen;

R^3, R^4, and each R^5 substituent are each independently halogen, hydroxyl, azido, optionally substituted alkyl, optionally substituted alkenyl, optionally substituted alkynyl, optionally substituted alkoxy, optionally substituted alkylthio, optionally substituted aminoalkyl, optionally substituted carbocyclic aryl, or optionally substituted aralkyl; n is an integer of from 0-3; or a pharmaceutically acceptable salt thereof.

11. A compound of claim 10 wherein R is optionally substituted carbocyclic aryl or optionally substituted heteroaromatic or heterocyclic and one of R^1 and R^2 is hydrogen and the other of R^1 and R^2 is alkyl.

12. A compound of claim 10 wherein R is optionally substituted carbocyclic aryl or optionally substituted heterocyclic aryl and R^1 and R^2 are each alkyl.

13. A compound of the following formula:

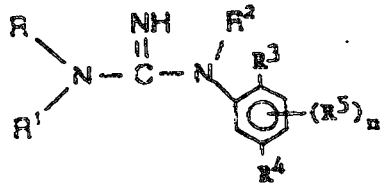

wherein R^1 and R^2 are each independently hydrogen, optionally substituted alkyl, optionally substituted alkenyl, optionally substituted alkynyl, optionally substituted alkoxy, optionally substituted alkylthio, optionally substituted aminoalkyl, optionally substituted carbocyclic aryl, optionally substituted aralkyl, or an optionally substituted heteroaromatic or heterocyclic group having 1 to 3 rings, 3 to 8 ring members in each ring and 1 to 3 heteroatoms,

R is optionally substituted aralkyl, or optionally substituted heteroaromatic or heterocyclic group having 1 to 3 rings, 3 to 8 ring members in each ring and 1 to 3 heteroatoms;

R^3, R^4, and each R^5 substituent are each independently halogen, hydroxyl, azido, optionally substituted alkyl, optionally substituted alkenyl, optionally substituted alkynyl, optionally substituted alkoxy, optionally substituted alkylthio, optionally substituted aminoalkyl, optionally substituted carbocyclic aryl, or optionally substituted aralkyl; n is an integer of from 0-3; or a pharmaceutically acceptable salt thereof.

14. A compound of claim 13 wherein R is optionally substituted courmarinyl, quinolinyl, pyridyl, pyrazinyl, pyrimidyl, furyl, pyrrolyl, thienyl, thiazolyl, oxazolyl, imidazolyl,

This Sheet Has Been Replaced

REPLACEMENT SHEET
29 APR 1999

REPLACEMENT SHEET
29 APR 1999

indolyl, benzofuranyl, benzothiazol, tetrahydrofuranyl, tetrahydropyranyl, piperdinyl, morpholino, pyrrolindinyl or aralkyl having 1-3 separate or fused rings and from 6 to about 18 carbon ring atoms.

15. A compound of the following formula:

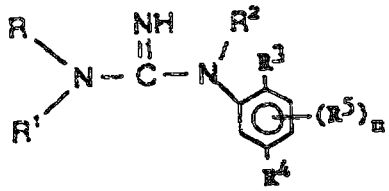

wherein R, R^1 and R^2 are each independently hydrogen, optionally substituted alkyl, optionally substituted alkenyl, optionally substituted alkynyl, optionally substituted alkoxy, optionally substituted alkylthio, optionally substituted alkylsulfinyl, optionally substituted alkylsulfonyl, optionally substituted aminoalkyl, optionally substituted carbocyclic aryl, optionally substituted aralkyl, or optionally substituted heteroaromatic or heterocyclic group having 1 to 3 rings, 3 to 8 ring members in each ring and 1 to 3 heteroatoms,

R^3, R^4, and each R^5 substituent are each independently halogen, hydroxyl, azido, optionally substituted alkyl, optionally substituted alkenyl, optionally substituted alkynyl, optionally substituted alkoxy, optionally substituted alkylthio, optionally substituted alkylsulfinyl, optionally substituted alkylsulfonyl, optionally substituted aminoalkyl, optionally substituted carbocyclic aryl, or optionally substituted aralkyl, with at least one of R, R^1, R^2, R^3, R^4 and R^5 being optionally substituted alkylsulfinyl or optionally substituted alkylsulfonyl; n is an integer of from 0-3; or a pharmaceutically acceptable salt thereof.

16. A compound of claim 15 wherein R is phenyl substituted at the 3 position by a substituent as specified for R^3, R^4 and R^5.

17. A compound of claim 15 wherein the compound is:
N-(3-methylsulfonylphenyl)-N-methyl-N'-(2,5-dibromophenyl)guanidine;
N-(3-methylsulfonylphenyl)-N'-methyl-N'-(2,5-dibromophenyl)guanidine;
N-(3-methylsulfonylphenyl)-N'-(2,5-dibromophenyl)guanidine;
N-(3-methylsulfinylphenyl)-N-methyl-N'-(2,5-dibromophenyl)guanidine;
N-(3-methylsulfinylphenyl)-N'-methyl-N'-(2,5-dibromophenyl)guanidine; or
N-(3-methylsulfinylphenyl)-N'-(2,5-dibromophenyl)guanidine; and pharmaceutically acceptable salts thereof.

18. A compound of the following formula:

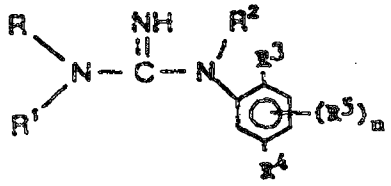

wherein R, R^1 and R^2 are each independently hydrogen, optionally substituted alkyl, optionally substituted alkenyl, optionally substituted alkynyl, optionally substituted alkoxy,

This Sheet Has Been Replaced

optionally substituted alkylthio, optionally substituted alkylsulfinyl, optionally substituted alkylsulfonyl, optionally substituted aminoalkyl, optionally substituted carbocyclic aryl, optionally substituted aralkyl, or an optionally substituted heteroaromatic or heterocyclic group having 1 to 3 rings, 3 to 8 ring members in each ring and 1 to 3 heteroatoms,

R^3, R^4, and each R^5 substituent are each independently nitro, cyano, halogen, hydroxyl, azido, optionally substituted alkyl, optionally substituted alkenyl, optionally substituted alkynyl, optionally substituted alkanoyl, optionally substituted carboxyl, optionally substituted alkoxy, optionally substituted alkylthio, optionally substituted alkylsulfinyl, optionally substituted alkylsulfonyl, optionally substituted aminoalkyl, optionally substituted carbocyclic aryl, or optionally substituted aralkyl, with at least one of R^3, R^4 and R^5 being nitro, cyano, optionally substituted alkanoyl or substituted or unsubstituted carboxyl; n is an integer of from 0 to 3; or a pharmaceutically acceptable salt thereof.

19. A compound as defined in any one of claims 1 to 18 for use in medicine.

20. The use of a compound of the formula:

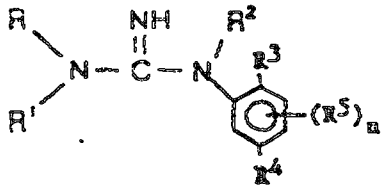

wherein R, R^1 and R^2 are each independently hydrogen, optionally substituted alkyl, optionally substituted alkenyl, optionally substituted alkynyl, optionally substituted alkoxy, optionally substituted alkylthio, optionally substituted aminoalkyl, optionally substituted carbocyclic aryl, optionally substituted aralkyl, or an optionally substituted heteroaromatic or heteroalicyclic group having 1 to 3 rings, 3 to 8 ring members in each ring and 1 to 3 hetero atoms;

R^3, R^4, and each R^5 substituent are each independently halogen, hydroxyl, azido, optionally substituted alkyl, optionally substituted alkenyl, optionally substituted alkynyl, optionally substituted alkoxy, optionally substituted alkylthio, optionally substituted aminoalkyl, optionally substituted carbocyclic aryl, or optionally substituted aralkyl; n is an integer of from 0-3; or a pharmaceutically acceptable salt thereof, with the exclusion of N-(2,4-di-iodo-5-hydroxyphenyl)-N'-(2-tolyl)-guanidine and N-(2-methoxy-5-ethylphenyl)-N'-naphthylguanidine,

in the preparation of an agent for treatment or prophylaxis of a disease of the nervous system in which the pathophysiology of the disorder involves excessive excitation of nerve cells by agonists of NMDA receptors.

21. The use as claimed in claim 20 wherein the compound is further defined by any one or more of the features of claims 1 to 18.

22. The use as claimed in claim 20 or 21 wherein the disease is Alzheimer's disease, Parkinson's disease, Huntington's disease, Amyotrophic Lateral Sclerosis, Down's Syndrome or Korsakoff's disease or the disorder is epilepsy.

This Sheet Has Been Replaced

REPLACEMENT SHEET
29 APR 1999

23. The use of a compound of the formula:

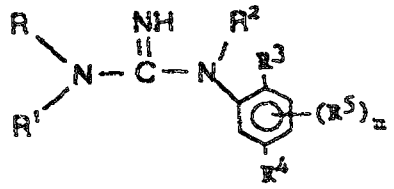

in the preparation of an agent capable of inhibiting NMDA receptor-ion channel related neurotoxicity in a mammal exhibiting such neurotoxicity or susceptible thereto.

24. The use as claimed in claim 23 wherein the compound is further defined by any one or more of the features of claims 1 to 18.

25. The use as claimed in claim 23 or 24 wherein the neurotoxicity is caused by excessive release of endogenous glutamate following the occurrence of hypoxia, hypoglycemia, brain or spinal cord ischemia, or brain or spinal cord trauma.

26. The use of a compound as defined in claim 23 or 24 in the preparation of an agent for the treatment of brain or spinal cord injury, brain or spinal cord ischemia, a patient suffering from a heart attack, hypoxia, hypoglycemia, a patient undergoing surgery where brain ischemia is a potential complication, or decompression sickness.

27. The use of a compound as defined in claim 23 or 24 in the preparation of an agent for the treatment of a neurodegenerative disease.

28. The use of a compound as defined in claim 23 or 24 in the preparation of an agent for the treatment of Parkinson's disease, Huntington's disease, Amyotrophoc Lateral Sclerosis, Alzheimer's disease, Down's Syndrome or Korsakoff's disease.

29. The use of a compound of the formula:

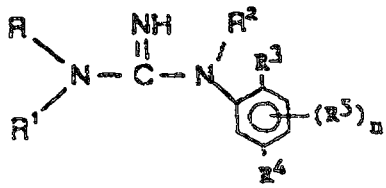

in the preparation of an agent for the treatment of neuropathic pain.

30. The use as claimed in claim 23 wherein the compound is further defined by any one or more of the features of claims 1 to 18.

This Sheet Has Been Replaced

REPLACEMENT SHEET
29 APR 1999

THERAPEUTIC SUBSTITUTED GUANIDINES

ABSTRACT

The present invention provides therapeutically useful substituted guanidines of formula (I) and methods of treatment and pharmaceutical compositions that utilize or comprise one or more of such guanidines.

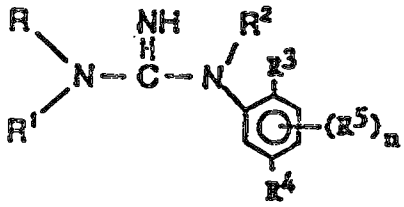

I

This Sheet Has Been Replaced

REPLACEMENT SHEET
29 APR 1999

9608514-7
IPOS

REPLACEMENT SHEETS SG
☐ Description : paged ..... to paged .....
☑ Claim(s) : paged ..... to paged .....
☐ Drawing(s) : paged ..... to paged .....
☑ Abstract : paged ..... to paged .....
DATE OF RECEIPT 10/12/99

N-(3-trifluoromethylphenyl)-N'-methyl-N'-(2,5-dichlorophenyl)guanidine;
N-(3-trifluoromethylphenyl)-N,N'-dimethyl-N'-(2-chloro-5-ethylthiophenyl)guanidine;
N-(3-trifluoromethylphenyl)-N'-(2-bromo-5-ethylthiophenyl)guanidine;
N-(3-trifluoromethylphenyl)-N-methyl-N'-(2-bromo-5-ethylthiophenyl)guanidine;
N-(3-trifluoromethylphenyl)-N'-methyl-N'-(2-bromo-5-ethylthiophenyl)guanidine;
N-(3-trifluoromethylphenyl)-N,N'-dimethyl-N'-(2-bromo-5-ethylthiophenyl)guanidine;
N-(3-ethylphenyl)-N'-(2-chloro-5-trifluoromethylthiophenyl)guanidine;
N-(3-ethylphenyl)-N-methyl-N'-(2-chloro-5-trifluoromethylthiophenyl)guanidine;
N-(3-ethylphenyl)-N'-methyl-N'-(2-chloro-5-trifluoromethylthiophenyl)guanidine;
N-(3-ethylphenyl)-N,N'-dimethyl-N'-(2-chloro-5-trifluoromethylthiophenyl)guanidine;
N-(3-ethylphenyl)-N'-(2-bromo-5-trifluoromethylthiophenyl)guanidine;
N-(3-ethylphenyl)-N-methyl-N'-(2-bromo-5-trifluoromethylthiophenyl)guanidine;
N-(3-ethylphenyl)-N'-methyl-N'-(2-bromo-5-trifluoromethylthiophenyl)guanidine;
N-(3-ethylphenyl)-N,N'-dimethyl-N'-(2-bromo-5-trifluoromethylthiophenyl)guanidine;
N-(3-methylthiophenyl)-N'-(2-chloro-5-trifluoromethylthiophenyl)guanidine;
N-(3-methylthiophenyl)-N-methyl-N'-(2-chloro-5-trifluoromethylthiophenyl)guanidine;
N-(3-methylthiophenyl)-N'-methyl-N'-(2-chloro-5-trifluoromethylthiophenyl)guanidine;
N-(3-methylthiophenyl)-N,N'-dimethyl-N'-(2-chloro-5-trifluoromethylthiophenyl)guanidine;
N-(3-methylthiophenyl)-N'-(2-bromo-5-trifluoromethylthiophenyl)guanidine;
N-(3-methylthiophenyl)-N-methyl-N'-(2-bromo-5-trifluoromethylthiophenyl)guanidine;
N-(3-methylthiophenyl)-N'-methyl-N'-(2-bromo-5-trifluoromethylthiophenyl)guanidine;
N-(3-methylthiophenyl)-N,N'-dimethyl-N'-(2-bromo-5-trifluoromethylthiophenyl)guanidine;
N-(3-trifluoromethylphenyl)-N'-(2-chloro-5-trifluoromethylthiophenyl)guanidine;
N-(3-trifluoromethylphenyl)-N-methyl-N'-(2-chloro-5-trifluoromethylthiophenyl)guanidine;
N-(3-trifluoromethylphenyl)-N'-methyl-N'-(2-chloro-5-trifluoromethylthiophenyl)guanidine;
N-(3-trifluoromethylphenyl)-N,N'-dimethyl-N'-(2-chloro-5-trifluoromethylthiophenyl) guanidine;
N-(3-trifluoromethylphenyl)-N'-(2-bromo-5-trifluoromethylthiophenyl)guanidine;
N-(3-trifluoromethylphenyl)-N-methyl-N'-(2-bromo-5-trifluoromethylthiophenyl)guanidine;
N-(3-trifluoromethylphenyl)-N'-methyl-N'-(2-bromo-5-trifluoromethylthiophenyl)guanidine; or
N-(3-trifluoromethylphenyl)-N,N'-dimethyl-N'-(2-bromo-5-trifluoromethylthiophenyl); guanidine; and pharmaceutically acceptable salts of said compounds.

8. A compound of the following formula:

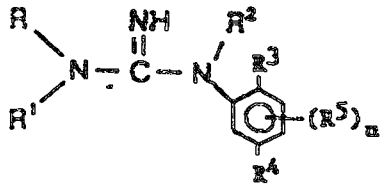

wherein R is naphthyl or quinolinyl; R^1 and R^2 are each independently hydrogen, optionally substituted alkyl, optionally substituted alkenyl, optionally substituted alkynyl, optionally substituted alkoxy, optionally substituted alkylthio, optionally substituted

REPLACEMENT SHEET
10 DEC 1999

9608514
18/12/99

aminoalkyl, optionally substituted carbocyclic aryl, optionally substituted aralkyl, or optionally substituted heteroaromatic or heterocyclic group having 1 to 3 rings, 3 to 8 ring members in each ring and 1 to 3 heteroatoms;

R^3, R^4, and each R^5 substituent are each independently halogen, hydroxyl, azido, optionally substituted alkyl, optionally substituted alkenyl, optionally substituted alkynyl, optionally substituted alkoxy, optionally substituted alkylthio, optionally substituted aminoalkyl, optionally substituted carbocyclic aryl, or optionally substituted aralkyl; n is an integer of from 0-3; or a pharmaceutically acceptable salt thereof.

9. A compound of claim 8 that is:
N-(1-naphthyl)-N'-(2-bromo-5-ethylphenyl)guanidine;
N-(1-naphthyl-N'-(2-fluoro-5-ethylphenyl)guanidine;
N-(1-naphthyl)-N'-(2,5-dichlorophenyl)guanidine;
N-(1-naphthyl)-N'-(2,4,5-trichlorophenyl)guanidine;
N-(1-naphthyl)-N'-(2,3,5-trichlorophenyl)guanidine;
N-(1-naphthyl)-N'-(2,5-dichlorophenyl)-N'-methylguanidine;
N-(1-naphthyl)-N'-(2-chloro-5-methylphenyl)guanidine;
N-(1-naphthyl)-N'-(2,5-dimethylphenyl)guanidine;
N-(1-naphthyl)-N'-(2,5-dibromophenyl)guanidine;
N-(1-naphthyl)-N'-(2-chloro-5-methylphenyl)-N'-methylguanidine;
N-(1-naphthyl)-N'-(2-5-dimethylphenyl)-N'-methylguanidine;
N-(1-naphthyl)-N'-(2,5-dibromophenyl)-N-methylguanidine;
N-(1-naphthyl)-N'-(2,5-dibromophenyl)-N'-methylguanidine;
N-(1-naphthyl)-N'-(2-chloro-5-methylthiophenyl)guanidine;
N-(1-naphthyl)-N'-(2-fluoro-5-trifluoromethylphenyl)guanidine;
N-(1-naphthyl)-N'-(2-chloro-5-trifluoromethylphenyl)guanidine;
N-(1-naphthyl)-N'-(2-bromo-5-trifluoromethylphenyl)guanidine;
N-(1-naphthyl)-N'-(2-methylthio-5-trifluoromethylphenyl)guanidine;
N-(1-naphthyl)-N'-(2-methoxy-5-methylphenyl)guanidine;
N-(1-naphthyl)-N'-(2-chloro-5-ethylphenyl)guanidine;
N-(1-naphthyl)-N'-(2-chloro-5-ethylphenyl)-N'-methylguanidine;
N-(1-naphthyl)-N'-methyl-N'-(2-chloro-5-methylthiophenyl)guanidine;
N-(8-quinolinyl)-N'-(2-chloro-5-methylphenyl)guanidine;
N-(8-quinolinyl)-N'-(2-chloro-5-ethylphenyl)guanidine;
N-(8-quinolinyl)-N'-methyl-(2-chloro-5-ethylphenyl)guanidine;
N-(1-naphthyl)-N'-(2-fluoro-5-methylphenyl)guanidine;
N-(1-naphthyl)-N'-(2-chloro-5-methylthiophenyl)guanidine;
N-(1-naphthyl)-N'-(2-iodo-5-methylthiophenyl)guanidine; or
N-(1-naphthyl)-N'-(2-bromo-5-methylthiophenyl)guanidine; and
pharmaceutically acceptable salts of said compounds.

10. A compound of the following formula:

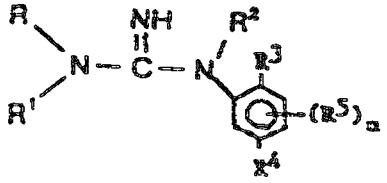

REPLACEMENT SHEET
19 DEC 1999

wherein R, R^1 and R^2 are each independently hydrogen, optionally substituted alkyl, optionally substituted alkenyl, optionally substituted alkynyl, optionally substituted alkoxy, optionally substituted alkylthio, optionally substituted aminoalkyl, optionally substituted carbocyclic aryl, optionally substituted aralkyl, or an optionally substituted heteroaromatic or heterocyclic group having 1 to 3 rings, 3 to 8 ring members in each ring and 1 to 3 heteroatoms,

and with at least two of R, R^1 and R^2 being other than hydrogen;

R^3, R^4, and each R^5 substituent are each independently halogen, hydroxyl, azido, optionally substituted alkyl, optionally substituted alkenyl, optionally substituted alkynyl, optionally substituted alkoxy, optionally substituted alkylthio, optionally substituted aminoalkyl, optionally substituted carbocyclic aryl, or optionally substituted aralkyl; n is an integer of from 0-3; or a pharmaceutically acceptable salt thereof.

11. A compound of claim 10 wherein R is optionally substituted carbocyclic aryl or optionally substituted heteroaromatic or heterocyclic and one of R^1 and R^2 is hydrogen and the other of R^1 and R^2 is alkyl.

12. A compound of claim 10 wherein R is optionally substituted carbocyclic aryl or optionally substituted heterocyclic aryl and R^1 and R^2 are each alkyl.

13. A compound of the following formula:

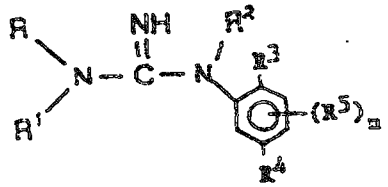

wherein R^1 and R^2 are each independently hydrogen, optionally substituted alkyl, optionally substituted alkenyl, optionally substituted alkynyl, optionally substituted alkoxy, optionally substituted alkylthio, optionally substituted aminoalkyl, optionally substituted carbocyclic aryl, optionally substituted aralkyl, or an optionally substituted heteroaromatic or heterocyclic group having 1 to 3 rings, 3 to 8 ring members in each ring and 1 to 3 heteroatoms,

R is optionally substituted aralkyl, or optionally substituted heteroaromatic or heterocyclic group having 1 to 3 rings, 3 to 8 ring members in each ring and 1 to 3 heteroatoms;

R^3, R^4, and each R^5 substituent are each independently halogen, hydroxyl, azido, optionally substituted alkyl, optionally substituted alkenyl, optionally substituted alkynyl, optionally substituted alkoxy, optionally substituted alkylthio, optionally substituted aminoalkyl, optionally substituted carbocyclic aryl, or optionally substituted aralkyl; n is an integer of from 0-3; or a pharmaceutically acceptable salt thereof.

14. A compound of claim 13 wherein R is optionally substituted coumarinyl, quinolyl, pyridyl, pyrazinyl, pyrimidyl, furyl, pyrrolyl, thienyl, thiazolyl, oxazolyl, imidazolyl,

REPLACEMENT SHEET
18 DEC 1999

REPLACEMENT SHEET
10 DEC 1999

* C L M S *

indolyl, benzofuranyl, benzothiazol, tetrahydrofuranyl, tetrahydropyranyl, piperdinyl, morpholino, pyrrolindinyl or aralkyl having 1-3 separate or fused rings and from 6 to about 18 carbon ring atoms.

15. A compound of the following formula:

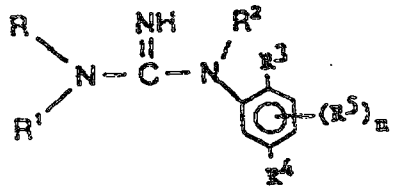

wherein R, R^1 and R^2 are each independently hydrogen, optionally substituted alkyl, optionally substituted alkenyl, optionally substituted alkynyl, optionally substituted alkoxy, optionally substituted alkylthio, optionally substituted alkylsulfinyl, optionally substituted alkylsulfonyl, optionally substituted aminoalkyl, optionally substituted carbocyclic aryl, optionally substituted aralkyl, or optionally substituted heteroaromatic or heterocyclic group having 1 to 3 rings, 3 to 8 ring members in each ring and 1 to 3 heteroatoms,

R^3, R^4, and each R^5 substituent are each independently halogen, hydroxyl, azido, optionally substituted alkyl, optionally substituted alkenyl, optionally substituted alkynyl, optionally substituted alkoxy, optionally substituted alkylthio, optionally substituted alkylsulfinyl, optionally substituted alkylsulfonyl, optionally substituted aminoalkyl, optionally substituted carbocyclic aryl, or optionally substituted aralkyl, with at least one of R, R^1, R^2, R^3, R^4 and R^5 being optionally substituted alkylsulfinyl or optionally substituted alkylsulfonyl; n is an integer of from 0-3; or a pharmaceutically acceptable salt thereof.

16. A compound of claim 15 wherein R is phenyl substituted at the 3 position by a substituent as specified for R^3, R^4 and R^5.

17. A compound of claim 15 wherein the compound is:
N-(3-methylsulfonylphenyl)-N-methyl-N'-(2,5-dibromophenyl)guanidine;
N-(3-methylsulfonylphenyl)-N'-methyl-N'-(2,5-dibromophenyl)guanidine;
N-(3-methylsulfonylphenyl)-N'-(2,5-dibromophenyl)guanidine;
N-(3-methylsulfinylphenyl)-N-methyl-N'-(2,5-dibromophenyl)guanidine;
N-(3-methylsulfinylphenyl)-N'-methyl-N'-(2,5-dibromophenyl)guanidine; or
N-(3-methylsulfinylphenyl)-N'-(2,5-dibromophenyl)guanidine; and pharmaceutically acceptable salts thereof.

18. A compound of the following formula:

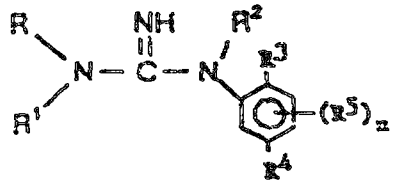

wherein R, R^1 and R^2 are each independently hydrogen, optionally substituted alkyl, optionally substituted alkenyl, optionally substituted alkynyl, optionally substituted alkoxy,

REPLACEMENT SHEET
18 Dec 1999

optionally substituted alkylthio, optionally substituted alkylsulfinyl, optionally substituted alkylsulfonyl, optionally substituted aminoalkyl, optionally substituted carbocyclic aryl, optionally substituted aralkyl, or an optionally substituted heteroaromatic or heterocyclic group having 1 to 3 rings, 3 to 8 ring members in each ring and 1 to 3 heteroatoms,

R^3, R^4, and each R^5 substituent are each independently nitro, cyano, halogen, hydroxyl, azido, optionally substituted alkyl, optionally substituted alkenyl, optionally substituted alkynyl, optionally substituted alkanoyl, optionally substituted carboxyl, optionally substituted alkoxy, optionally substituted alkylthio, optionally substituted alkylsulfinyl, optionally substituted alkylsulfonyl, optionally substituted aminoalkyl, optionally substituted carbocyclic aryl, or optionally substituted aralkyl, with at least one of R^3, R^4 and R^5 being nitro, cyano, optionally substituted alkanoyl or substituted or unsubstituted carboxyl; n is an integer of from 0 to 3; or a pharmaceutically acceptable salt thereof.

19. A compound as defined in any one of claims 1 to 18 for use in medicine.

20. The use of a compound of the formula:

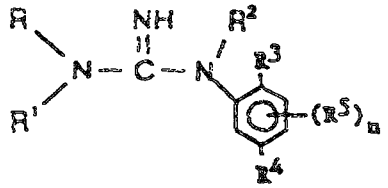

wherein R, R^1 and R^2 are each independently hydrogen, optionally substituted alkyl, optionally substituted alkenyl, optionally substituted alkynyl, optionally substituted alkoxy, optionally substituted alkylthio, optionally substituted aminoalkyl, optionally substituted carbocyclic aryl, optionally substituted aralkyl, or an optionally substituted heteroaromatic or heterocalicyclic group having 1 to 3 rings, 3 to 8 ring members in each ring and 1 to 3 hetero atoms;

R^3, R^4, and each R^5 substituent are each independently halogen, hydroxyl, azido, optionally substituted alkyl, optionally substituted alkenyl, optionally substituted alkynyl, optionally substituted alkoxy, optionally substituted alkylthio, optionally substituted aminoalkyl, optionally substituted carbocyclic aryl, or optionally substituted aralkyl; n is an integer of from 0-3; or a pharmaceutically acceptable salt thereof, with the exclusion of N-(2,4-di-iodo-5-hydroxyphenyl)-N'-(2-tolyl)-guanidine and N-(2-methoxy-5-ethylphenyl)-N'-naphthylguanidine,

in the preparation of an agent for treatment or prophylaxis of a disease of the nervous system in which the pathophysiology of the disorder involves excessive excitation of nerve cells by agonists of NMDA receptors.

21. The use as claimed in claim 20 wherein the compound is further defined by any one or more of the features of claims 1 to 18.

22. The use as claimed in claim 20 or 21 wherein the disease is Alzheimer's disease, Parkinson's disease, Huntington's disease, Amyotrophic Lateral Sclerosis, Down's Syndrome or Korsakoff's disease or the disorder is epilepsy.

R[illegible] SEGMENT SHEET
18 DEC 1999

23. The use of a compound of the formula:

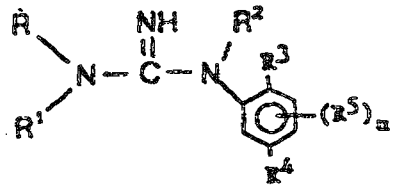

in the preparation of an agent capable of inhibiting NMDA receptor-ion channel related neurotoxicity in a mammal exhibiting such neurotoxicity or susceptible thereto.

24. The use as claimed in claim 23 wherein the compound is further defined by any one or more of the features of claims 1 to 18.

25. The use as claimed in claim 23 or 24 wherein the neurotoxicity is caused by excessive release of endogenous glutamate following the occurrence of hypoxia, hypoglycemia, brain or spinal cord ischemia, or brain or spinal cord trauma.

26. The use of a compound as defined in claim 23 or 24 in the preparation of an agent for the treatment of brain or spinal cord injury, brain or spinal cord ischemia, a patient suffering from a heart attack, hypoxia, hypoglycemia, a patient undergoing surgery where brain ischemia is a potential complication, or decompression sickness.

27. The use of a compound as defined in claim 23 or 24 in the preparation of an agent for the treatment of a neurodegenerative disease.

28. The use of a compound as defined in claim 23 or 24 in the preparation of an agent for the treatment of Parkinson's disease, Huntington's disease, Amyotrophoc Lateral Sclerosis, Alzheimer's disease, Down's Syndrome or Korsakoff's disease.

29. The use of a compound of the formula:

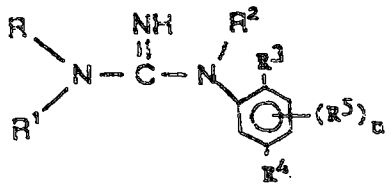

in the preparation of an agent for the treatment of neuropathic pain.

30. The use as claimed in claim 23 wherein the compound is further defined by any one or more of the features of claims 1 to 18.

REPLACEMENT SHEET
10 DEC 1999

THERAPEUTIC SUBSTITUTED GUANIDINES

ABSTRACT

The present invention provides therapeutically useful substituted guanidines of formula (I) and methods of treatment and pharmaceutical compositions that utilize or comprise one or more of such guanidines.

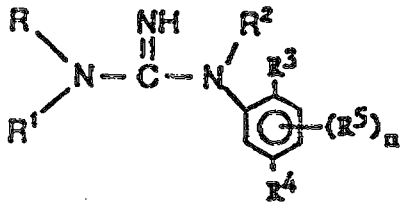

I

REPLACEMENT SHEET
18 DEC 1999