NANOPARTICLES OF FLAME RETARDANT MAGNESIUM HYDROXIDE AND A PROCESS FOR THE PREPARATION THEREOF



Figure 1

NANOPARTICLES OF FLAME RETARDANT MAGNESIUM HYDROXIDE AND A PROCESS FOR THE PREPARATION THEREOF

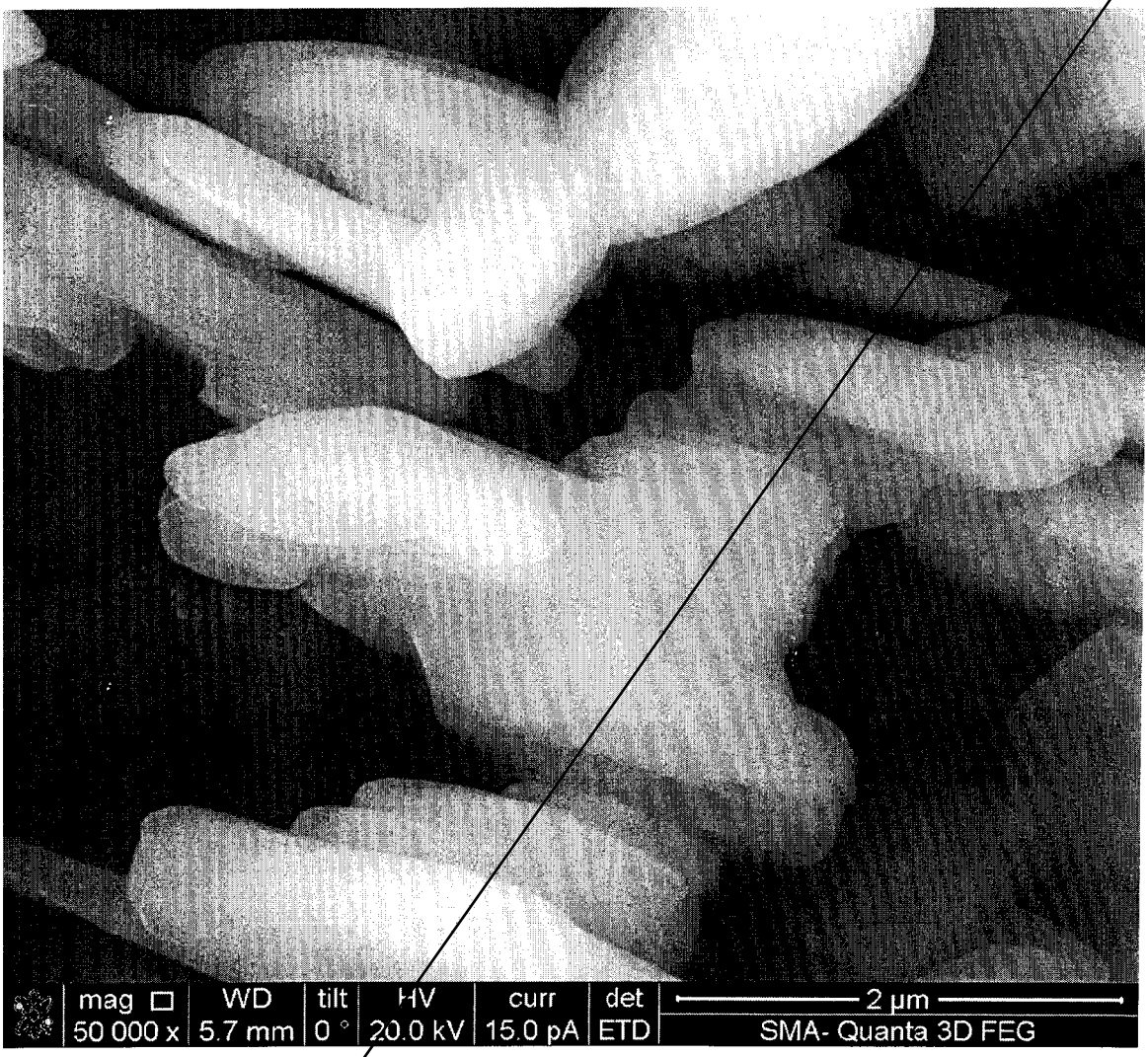

Figure 2

NANOPARTICLES OF FLAME RETARDANT MAGNESIUM HYDROXIDE AND A PROCESS FOR THE PREPARATION THEREOF

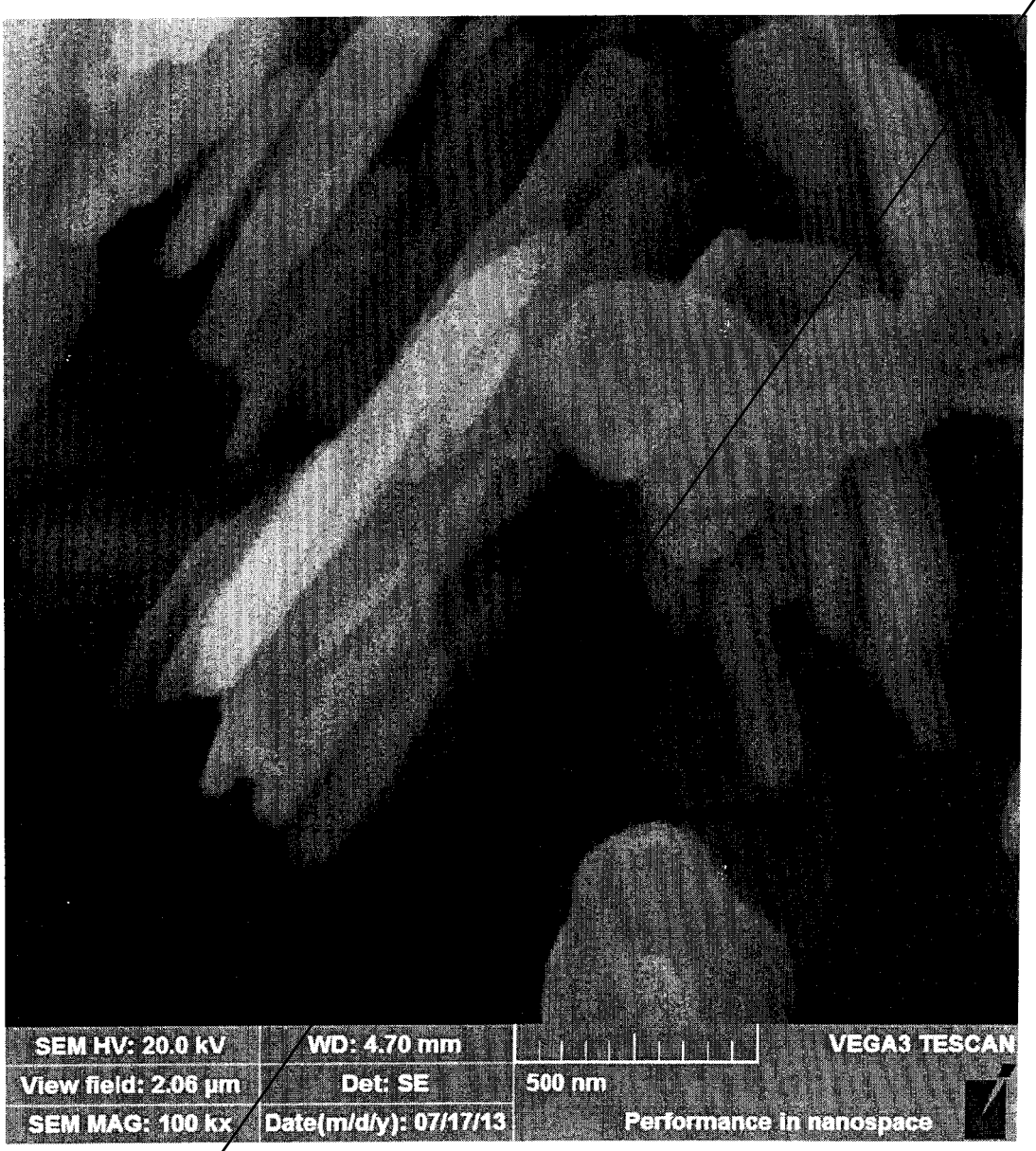

Figure 3

NANOPARTICLES OF FLAME RETARDANT MAGNESIUM HYDROXIDE AND A PROCESS FOR THE PREPARATION THEREOF



Figure 4

NANOPARTICLES OF FLAME RETARDANT MAGNESIUM HYDROXIDE AND A PROCESS FOR THE PREPARATION THEREOF



Figure 5

NANOPARTICLES OF FLAME RETARDANT MAGNESIUM HYDROXIDE AND A PROCESS FOR THE PREPARATION THEREOF

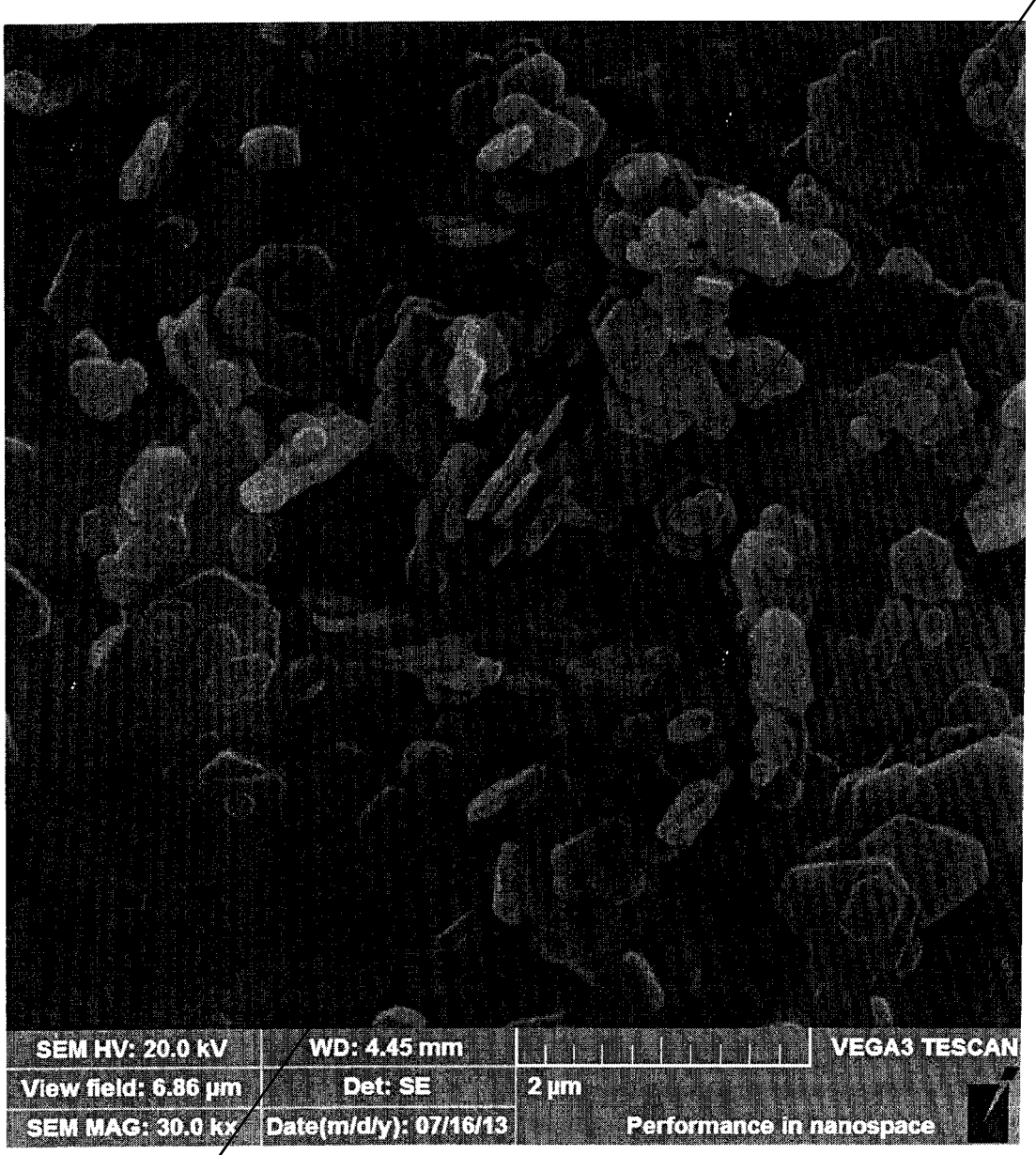

Figure 6

NANOPARTICLES OF FLAME RETARDANT MAGNESIUM HYDROXIDE AND A PROCESS FOR THE PREPARATION THEREOF



Figure 7

NANOPARTICLES OF FLAME RETARDANT MAGNESIUM HYDROXIDE AND A PROCESS FOR THE PREPARATION THEREOF



Figure 8


mag
100 000 x
WD
9.1 mm
tilt
0 °
HV
20.0 kV
curr
15.0 pA
det
ETD
1 µm
SMA- Quanta 3D FEG

Figure 1


mag
50 000 x
WD
5.7 mm
tilt
0 °
HV
20.0 kV
curr
15.0 pA
det
ETD
2 µm
SMA- Quanta 3D FEG

Figure 2

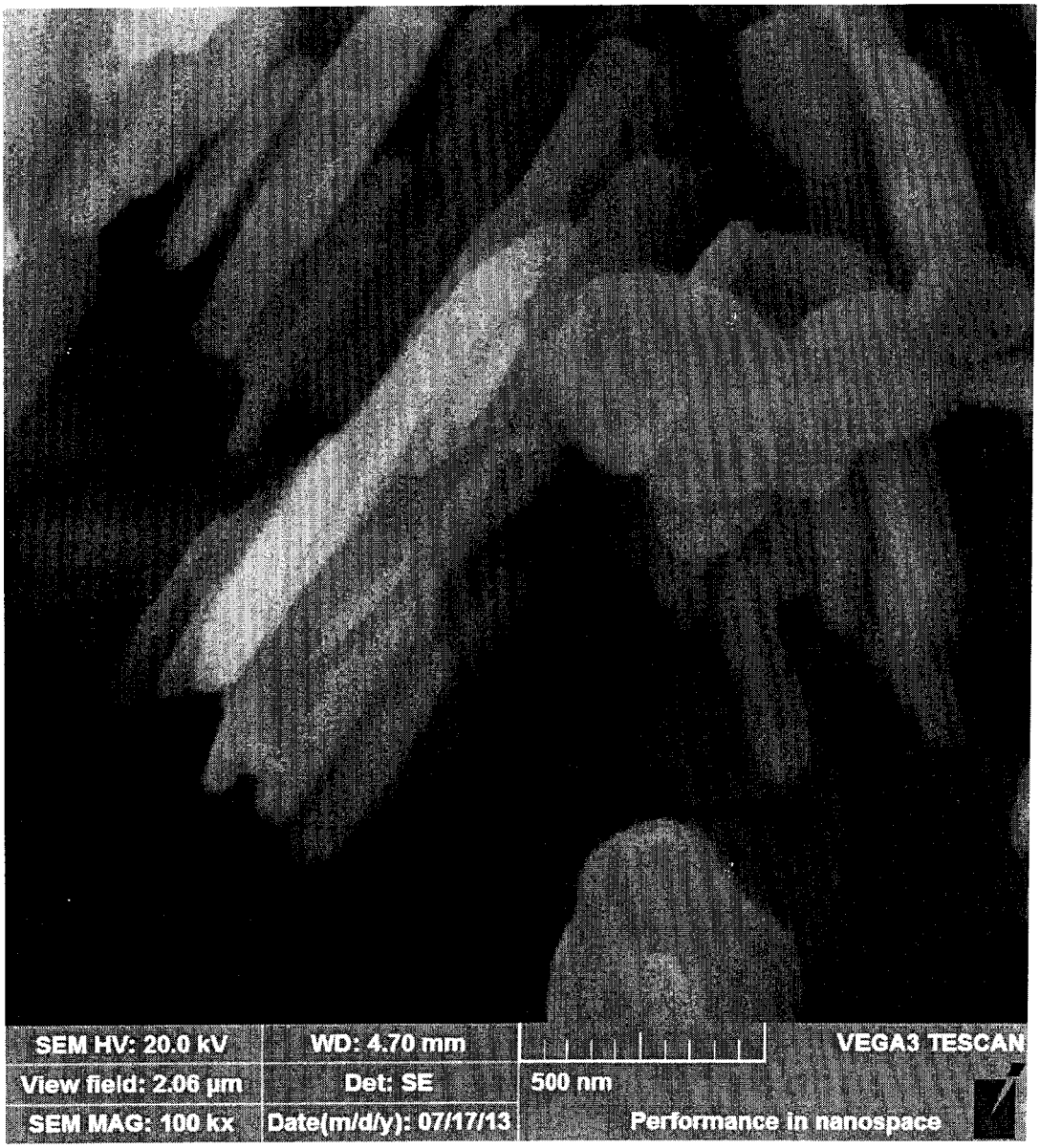
SEM HV: 20.0 kV
WD: 4.70 mm
VEGA3 TESCAN
View field: 2.06 µm
Det: SE
500 nm
SEM MAG: 100 kx
Date(m/d/y): 07/17/13
Performance in nanospace

Figure 3


SEM HV: 20.0 kV
WD: 4.95 mm
VEGA3 TESCAN
View field: 6.91 µm
Det: SE
2 µm
SEM MAG: 29.8 kx
Date(m/d/y): 07/16/13
Performance in nanospace

Figure 4

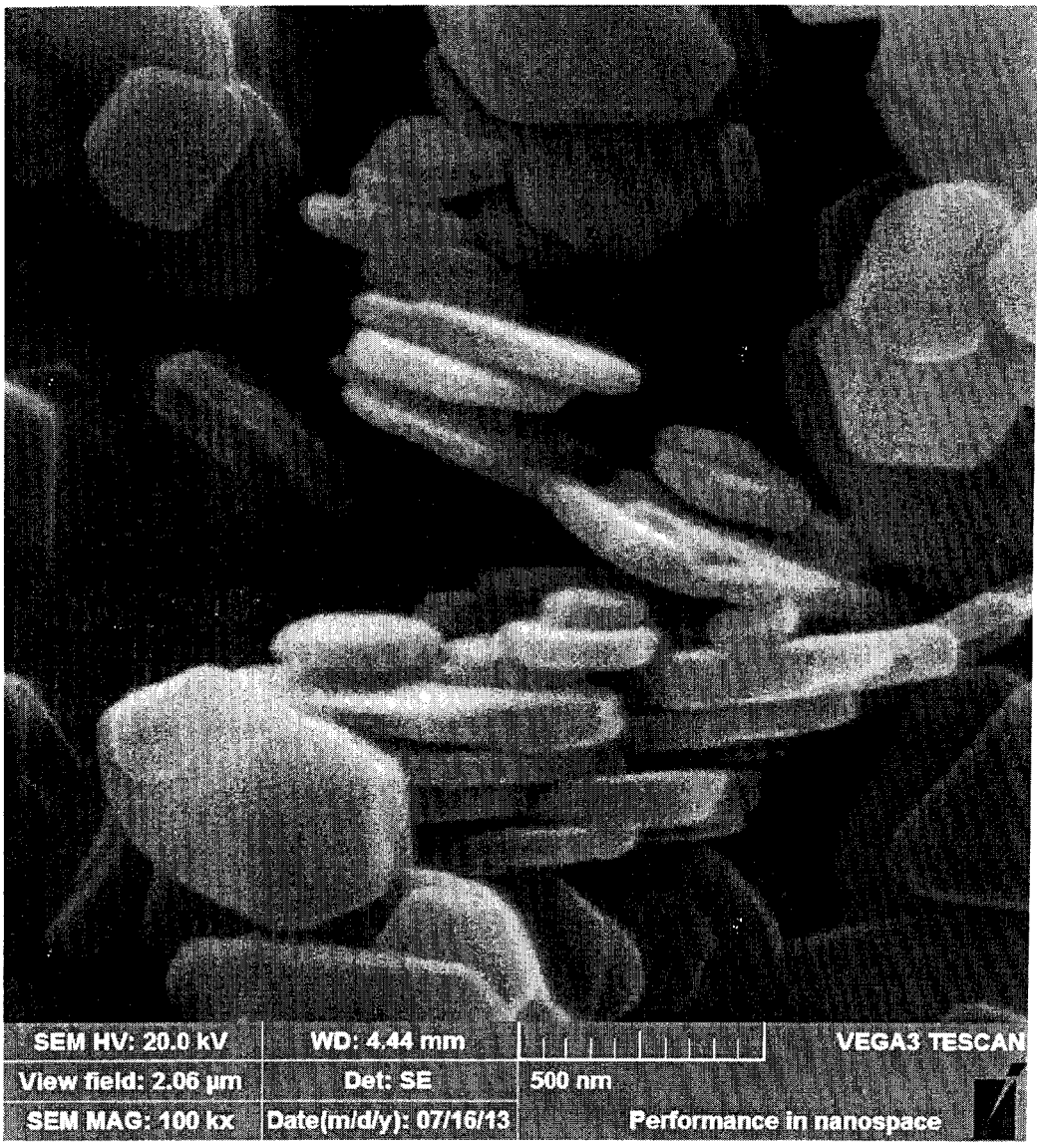
SEM HV: 20.0 kV
WD: 4.44 mm
VEGA3 TESCAN
View field: 2.06 µm
Det: SE
500 nm
SEM MAG: 100 kx
Date(m/d/y): 07/16/13
Performance in nanospace

Figure 5

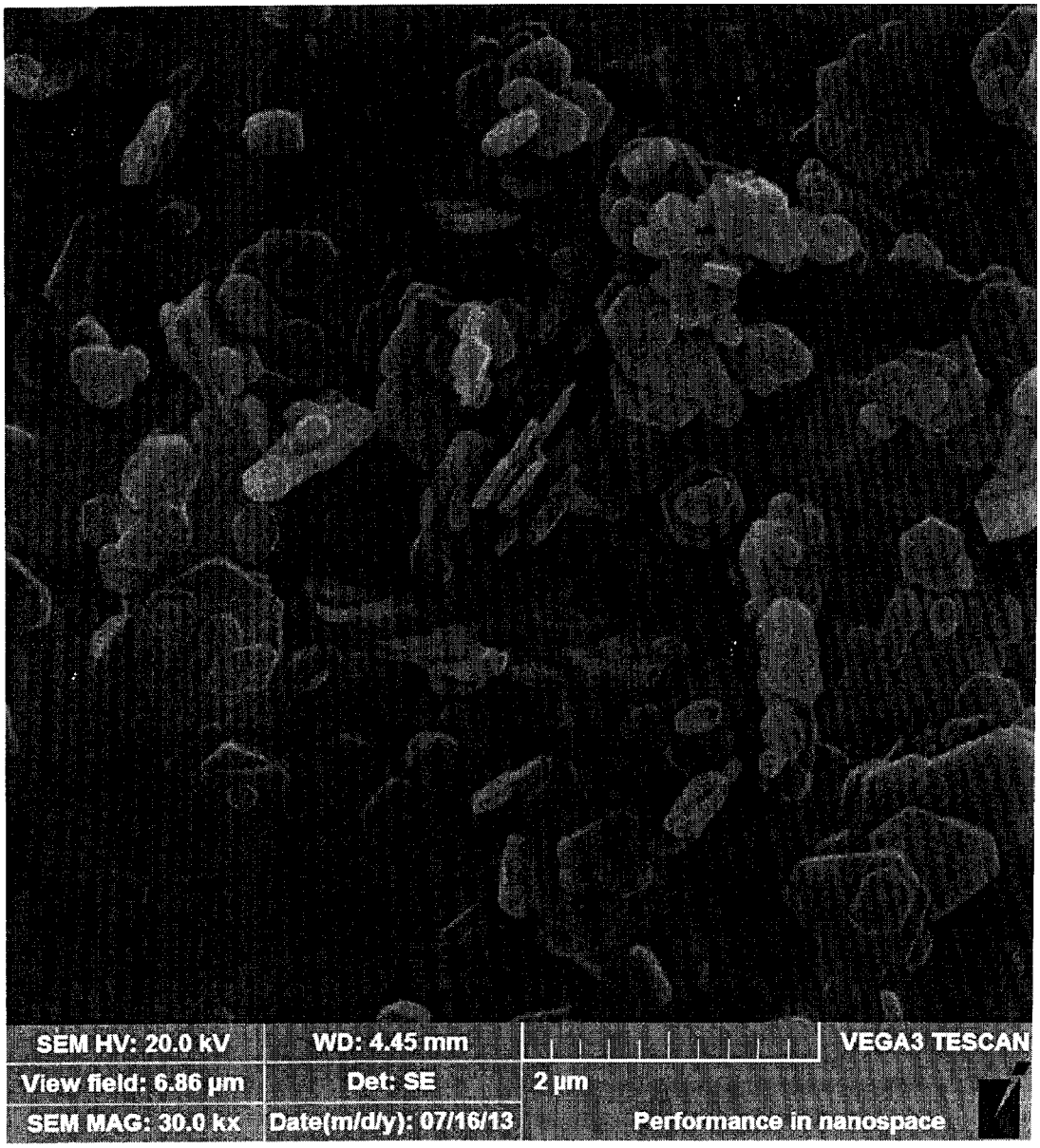
SEM HV: 20.0 kV
WD: 4.45 mm
VEGA3 TESCAN
View field: 6.86 µm
Det: SE
2 µm
SEM MAG: 30.0 kx
Date(m/d/y): 07/16/13
Performance in nanospace

Figure 6


SEM HV: 20.0 kV
WD: 4.58 mm
VEGA3 TESCAN
View field: 2.06 µm
Det: SE
500 nm
SEM MAG: 100 kx
Date(m/d/y): 07/05/13
Performance in nanospace

Figure 7


SEM HV: 20.0 kV
WD: 4.61 mm
VEGA3 TESCAN
View field: 6.86 µm
Det: SE
2 µm
SEM MAG: 30.0 kx
Date(m/d/y): 07/16/13
Performance in nanospace

Figure 8