CLAIMS

~~What is claimed is:~~

1. A compound represented by formula (I) or a pharmaceutically acceptable salt thereof,

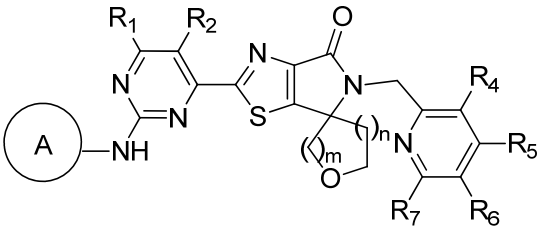

(I)

wherein

R_1 and R_2 are each independently selected from H and C_{1-3} alkyl, wherein the C_{1-3} alkyl is optionally substituted with 1, 2 or 3 R_a;

R_4, R_5, R_6, and R_7 are each independently selected from H, F, Cl, Br, I and C_{1-3} alkyl, wherein the C_{1-3} alkyl is optionally substituted with 1, 2 or 3 R_c;

n is 0 or 1;

m is 1 or 2;

ring A is selected from pyrazolyl and tetrahydropyranyl, wherein the pyrazolyl and tetrahydropyranyl are optionally substituted with 1, 2 or 3 R_d;

R_a and R_c are each independently selected from D, F, Cl, Br and I;

R_d is selected from F, Cl, Br, I, C_{1-3} alkyl and C_{1-3} alkoxy, wherein the C_{1-3} alkyl and C_{1-3} alkoxy are optionally substituted with 1, 2 or 3 R;

R is selected from F, Cl, Br and I.

2.The compound according to claim 1 or a pharmaceutically acceptable salt thereof, wherein R_1 and R_2 are each independently selected from H, CH_3 and CH_2CH_3, wherein the CH_3 and CH_2CH_3 are optionally substituted with 1, 2 or 3 R_a.

3. The compound according to claim 2 or a pharmaceutically acceptable salt thereof, wherein R_1 and R_2 are each independently selected from H, CH_3, CHF_2, CD_3 and CH_2CH_3.

4. The compound according to claim 1 or a pharmaceutically acceptable salt thereof, wherein

R_4, R_5, R_6, and R_7 are each independently selected from H, F, Cl, Br, I and CH_3, wherein the CH_3 is optionally substituted with 1, 2 or 3 R_c.

5. The compound according to claim 4 or a pharmaceutically acceptable salt thereof, wherein R_4, R_5, R_6 and R_7 are each independently selected from H, F, Cl, Br, I and CH_3.

6.The compound according to claim 1 or a pharmaceutically acceptable salt thereof, wherein R_d is selected from F, Cl, Br, I, CH_3 and OCH_3, wherein the CH_3 and OCH_3 are optionally substituted with 1, 2 or 3 R~~.~~;

alternatively, wherein R_d is selected from F, Cl, Br, I, and CH_3, wherein the CH_3 is optionally substituted with 1, 2 or 3 R.

7. The compound according to claim 6 or a pharmaceutically acceptable salt thereof, wherein R_d is selected from CH_3 and OCH_3~~.~~;

alternatively, wherein R_d is selected from CH_3.

8. The compound according to claim 1 or a pharmaceutically acceptable salt thereof, wherein R_d is selected from F, Cl, Br, I, and C_{1-3} alkyl, wherein the C_{1-3} alkyl is optionally substituted with 1, 2 or 3 R.

~~8~~9. The compound according to claim 1 or a pharmaceutically acceptable salt thereof, wherein ring A is selected from 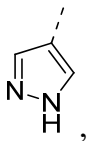, 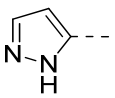 and 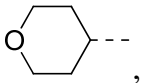, wherein the 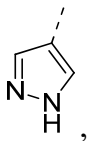, 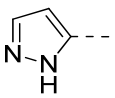 and 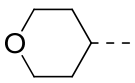 are optionally substituted with 1, 2 or 3 R_d~~.~~;

alternatively, wherein ring A is selected from 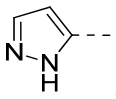, wherein the 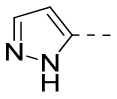 is optionally substituted with 1, 2 or 3 R_d;

alternatively, wherein ring A is selected from pyrazolyl, wherein the pyrazolyl is optionally substituted with 1, 2 or 3 R_d.

~~9~~10. The compound according to claim ~~8 9~~ or a pharmaceutically acceptable salt thereof, wherein ring A is selected from 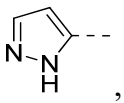, 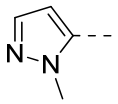 and 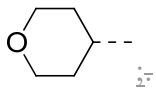;

alternatively, wherein ring A is selected from 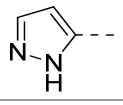 and 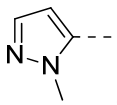.

~~10~~11. The compound according to claim 1 or a pharmaceutically acceptable salt thereof, wherein the structural moiety 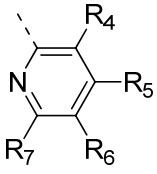 is selected from 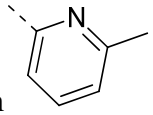.

~~11~~12. The compound according to any one of claims 1 to 5 or a pharmaceutically acceptable salt thereof, wherein the compound is selected from

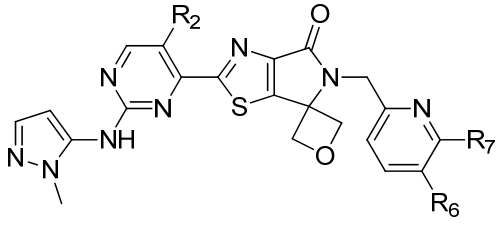

(I-1)

and

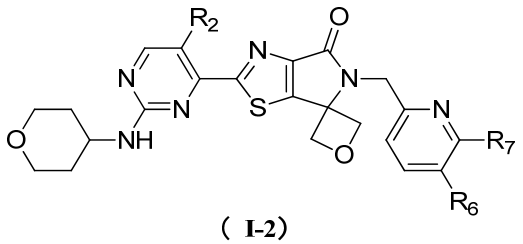

(I-2)

,

wherein

R_2 is as defined in any one of claims 1 to 3;

R_6 and R_7 are as defined in any one of claims 1, 4 or 5.

~~12~~13. A compound or a pharmaceutically acceptable salt thereof, wherein the compound is

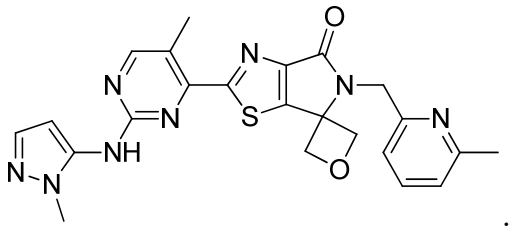

.

~~13~~14. A crystal form A of WX001, which is characterized by an X-ray powder diffraction pattern having characteristic diffraction peaks at 2θ angles of: 10.2080±0.2000°, 18.8429±0.2000°, 20.6217±0.2000°;

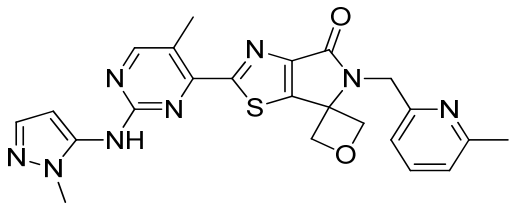

WX001

.

~~14~~15. The crystal form A of WX001 according to claim ~~13~~14, wherein the X-ray powder diffraction pattern has characteristic diffraction peaks at 2θ angles of 10.2080±0.2000°, 18.8429±0.2000°, 20.6217±0.2000°, 25.0767±0.2000°, 25.4797±0.2000°;

alternatively, wherein the X-ray powder diffraction pattern has characteristic diffraction peaks at 2θ angles of 10.2080±0.2000°, 15.2687±0.2000°, 17.6747±0.2000°, 18.8429±0.2000°, 20.6217±0.2000°, 21.0531±0.2000°, 25.0767±0.2000°, 25.4797±0.2000°;

alternatively, wherein the X-ray powder diffraction pattern has characteristic diffraction peaks at 2θ angles of 10.2080±0.2000°, 14.4684±0.2000°, 15.2687±0.2000°, 17.6747±0.2000°, 18.8429±0.2000°, 20.6217±0.2000°, 21.0531±0.2000°, 21.5713±0.2000°, 22.0420±0.2000°, 22.4540±0.2000°, 25.0767±0.2000°, 25.4797±0.2000°;

alternatively, wherein the X-ray powder diffraction pattern has characteristic diffraction peaks at 2θ angles of 10.2080°, 10.4856°, 14.4684°, 15.0133°, 15.2687°, 15.9518°, 16.6214°,

17.6747°, 17.9514°, 18.4703°, 18.8429°, 19.1531°, 20.6217°, 21.0531°, 21.2894°, 21.5713°, 22.0420°, 22.4540°, 25.0767°, 25.4797°, 26.3255°, 26.9544°;

alternatively, which has an XRPD pattern substantially as shown in FIG. 1.

~~15. The crystal form A of WX001 according to claim 14, wherein the X-ray powder diffraction pattern has characteristic diffraction peaks at 2θ angles of 10.2080±0.2000°, 15.2687±0.2000°, 17.6747±0.2000°, 18.8429±0.2000°, 20.6217±0.2000°, 21.0531±0.2000°, 25.0767±0.2000°, 25.4797±0.2000°.~~

~~16. The crystal form A of WX001 according to claim 15, wherein the X-ray powder diffraction pattern has characteristic diffraction peaks at 2θ angles of 10.2080±0.2000°, 14.4684±0.2000°, 15.2687±0.2000°, 17.6747±0.2000°, 18.8429±0.2000°, 20.6217±0.2000°, 21.0531±0.2000°, 21.5713±0.2000°, 22.0420±0.2000°, 22.4540±0.2000°, 25.0767±0.2000°, 25.4797±0.2000°.~~

~~17. The crystal form A of WX001 according to claim 16, wherein the X-ray powder diffraction pattern has characteristic diffraction peaks at 2θ angles of 10.2080°, 10.4856°, 14.4684°, 15.0133°, 15.2687°, 15.9518°, 16.6214°, 17.6747°, 17.9514°, 18.4703°, 18.8429°, 19.1531°, 20.6217°, 21.0531°, 21.2894°, 21.5713°, 22.0420°, 22.4540°, 25.0767°, 25.4797°, 26.3255°, 26.9544°.~~

~~18. The crystal form A of WX001 according to claim 17, which has an XRPD pattern substantially as shown in FIG. 1.~~

~~19~~16. The crystal form A of WX001 according to any one of claims ~~13~~ 14 to ~~18~~15, which has a differential scanning calorimetry curve having an onset of an endothermic peak at 241.0±3.0°C;

alternatively, which has a DSC curve as shown in FIG. 2.

~~20. The crystal form A of WX001 according to claim 19, which has a DSC curve as shown in FIG. 2.~~

~~21~~17. The crystal form A of WX001 according to any one of claims ~~13~~ 14 to ~~18~~16, which has a thermogravimetric analysis curve having a weight loss of up to 0.83% at 150.0±3.0°C;

alternatively, which has a TGA curve as shown in FIG. 3.

~~22. The crystal form A of WX001 according to claim 21, which has a TGA curve as shown in FIG. 3.~~

~~23~~18. A~~Use of a~~ compound according to any one of claims 1 to ~~12~~ 13 or a pharmaceutically acceptable salt thereof or a crystal form A of WX001 according to any one of claims ~~13~~ 14 to ~~22~~ 17, ~~in the manufacture of a medicament~~ for use in the treatment of a solid tumor.

19. A medicament, comprising a compound according to any one of claims 1 to 13 or a pharmaceutically acceptable salt thereof or a crystal form A of WX001 according to any one of claims 14 to 17.