CLAIMS

1. A truncated Evans Blue modified fibroblast activation protein inhibitor compound or a pharmaceutically available salt thereof, wherein the molecular structure of the compound has the following structures shown in Formula (II-1):

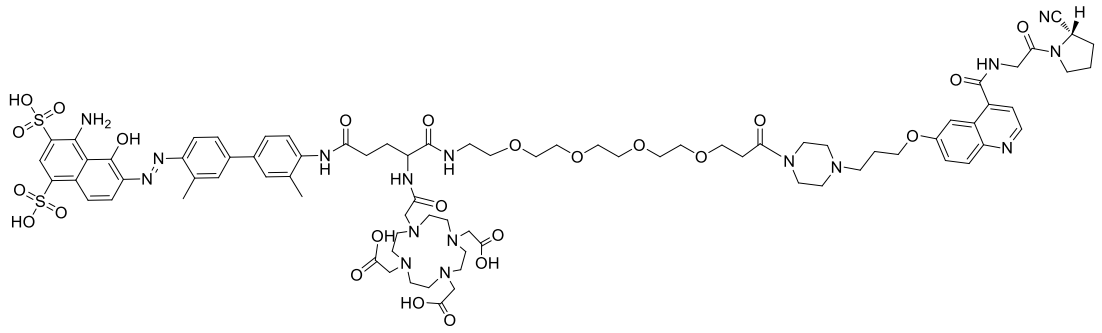

Formula (II-1).

2. A truncated Evans Blue modified fibroblast activation protein inhibitor compound or a pharmaceutically available salt thereof, wherein the molecular structure of the compound has any one of the following structures shown in Formula (II-2) to Formula (II-8)

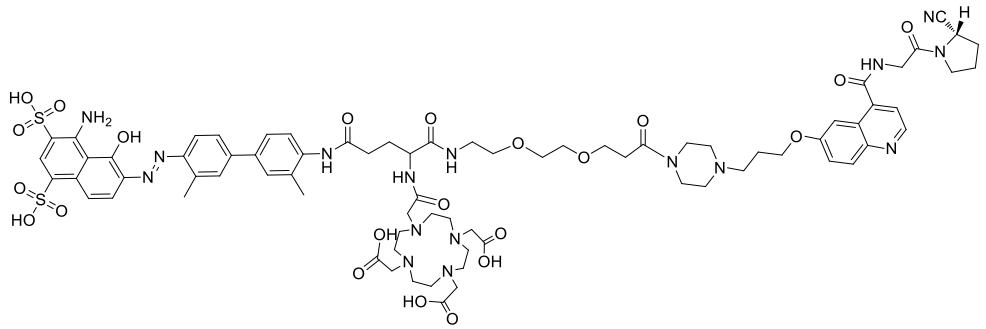

Formula (II-2),

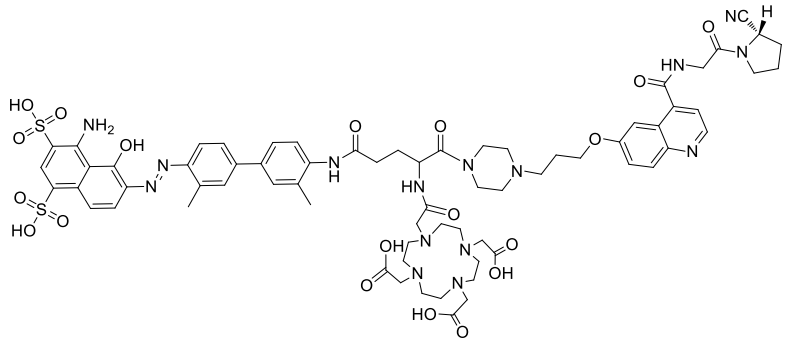

Formula (II-3),

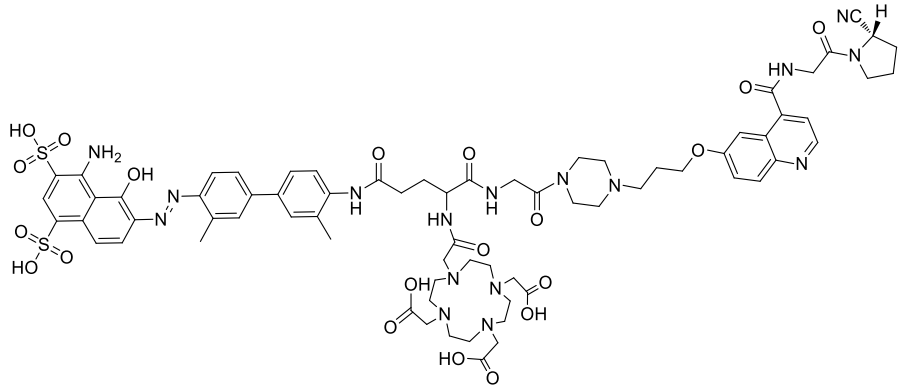

Formula (II-4),

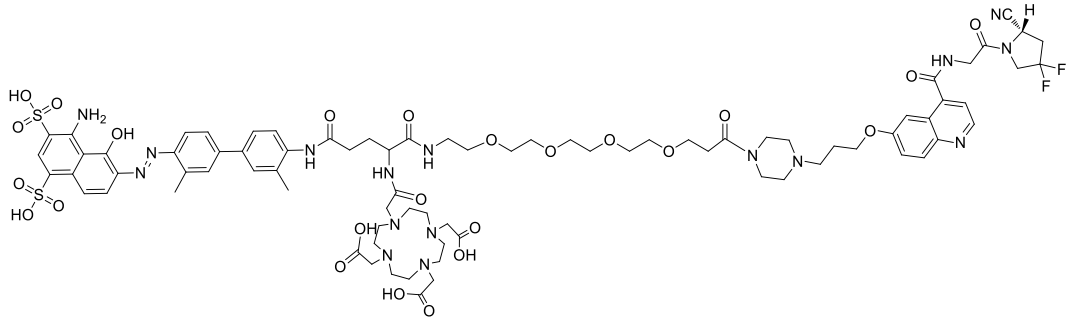

Formula (II-5),

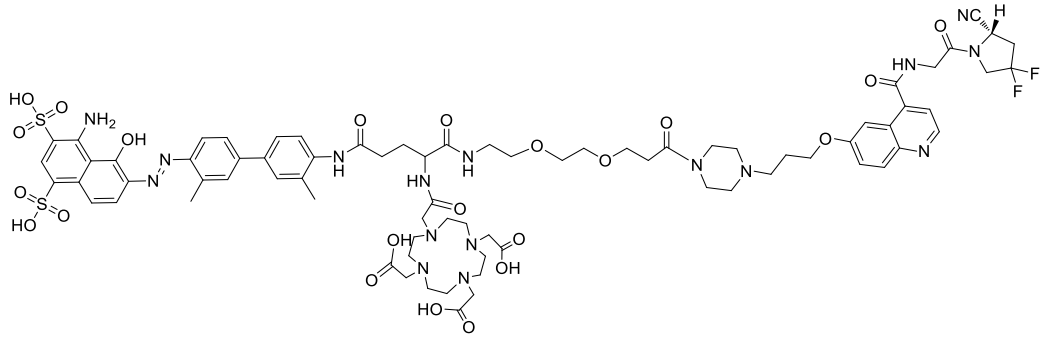

Formula (II-6),

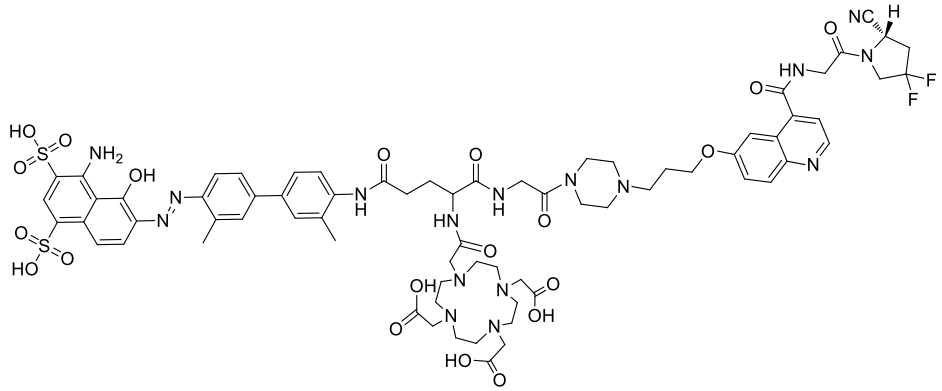

Formula (II-7), or

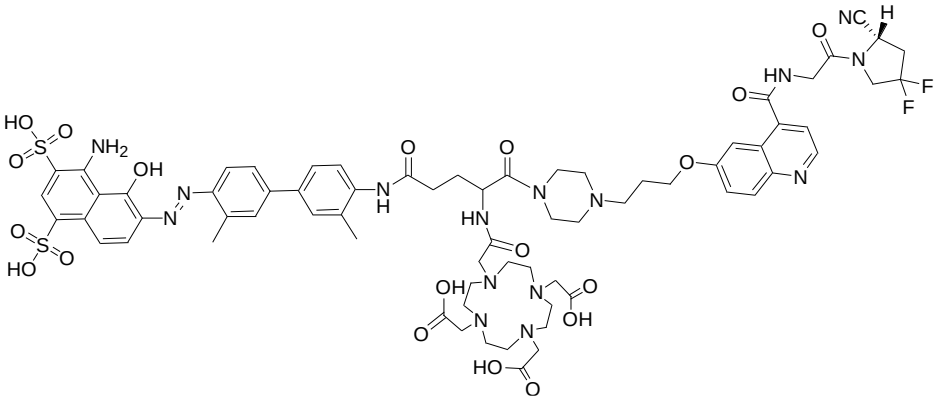

Formula (II-8)

.

3. A method for preparing a truncated Evans Blue modified fibroblast activation protein inhibitor, comprising the following steps:

(1) reacting 6-hydroxy-4-quinolinecarboxylic acid with tert-butyl glycinate by amide condensation, followed by reactions with 1-bromo-3-chloropropane and tert-butyl 1-piperazinecarboxylate in sequence; then, removing Boc and tert-butyl protective groups under the action of TFA, and introducing a Boc protective group to amino, followed by an amide condensation reaction with (S)-pyrrolidene-2-carbonitrile hydrochloride; then, removing the Boc protective group using p-toluenesulfonic acid, followed by a condensation reaction with 5,8,11,14-tetraoxa-2-azaheptadecanedioic acid-1-tert-butyl ester; and removing the Boc protective group again under the action of p-toluenesulfonic acid to obtain an intermediate compound A;

(2) introducing a Boc protective group to one end of 4,4'-diamino-3,3'-dimethyl biphenyl, followed by a reaction with monosodium 1-amino-8-naphthol-2,4-disulfonate to prepare a truncated Evans Blue derivative; removing the Boc protective group, followed by an amide condensation reaction with N-tert-butyloxycarbonyl-L-glutamic acid-1-tert-butyl ester; then, removing Boc and tert-butyl protective groups under the action of TFA; and then carrying out a reaction with di-tert-butyl dicarbonate, and introducing a Boc protective group to amino to obtain an intermediate compound B; and

(3) reacting the intermediate compound A obtained in step (1) with the intermediate compound B obtained in step (2) by amide condensation; then removing the Boc protective group using p-toluenesulfonic acid; and finally, carrying out a reaction with DOTA-NHS to obtain a truncated Evans Blue modified fibroblast activation protein inhibitor compound having the following structure shown in Formula (II-1)

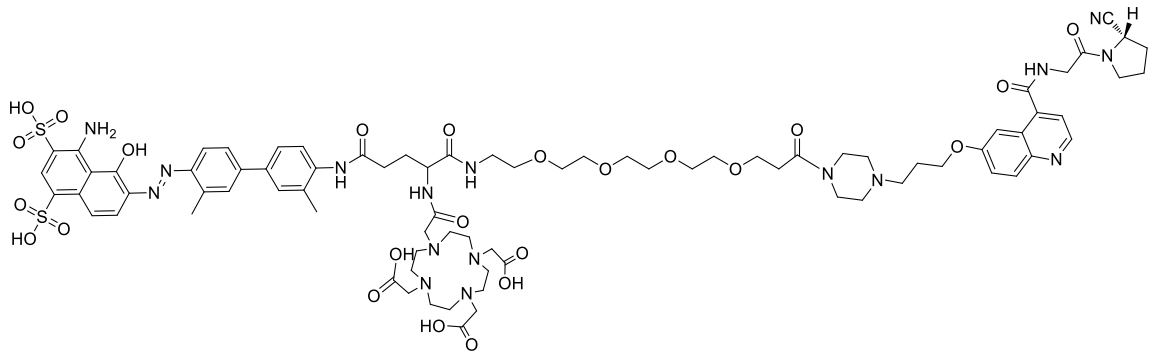

Formula (II-1).

4. A radiolabeled complex of truncated Evans Blue modified Fibroblast activation protein inhibitor, having the following structure shown in Formula (IV):

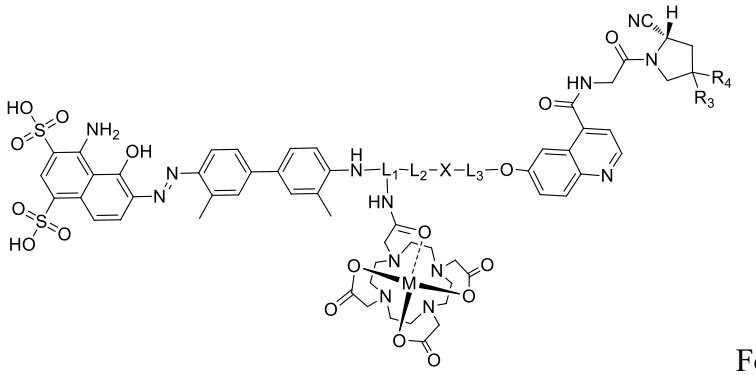

Formula (IV)

wherein

L_1 is a glutamic acid structure;

L_2 is-$(CH_2)_0$- 、 -NH-CH_2-(CO)- 、 -NH-CH_2-(OCH_2CH_2)-O-CH_2(CO)- 或 NH-CH_2-$(OCH_2CH_2)_3$-O-CH_2(CO)-;

L_3 is -$(CH_2)_3$-;

X is

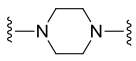;

R_3 and R_4 are both H or both F;

and M is a radionuclide selected from any one of ^{68}Ga, ^{177}Lu, or ^{90}Y.

5. A method for preparing a radiolabeled complex of truncated Evans Blue modified Fibroblast activation protein inhibitor, comprising the following steps: dissolving the compound shown in Formula (II-1) according to claim 1 or the compound shown in Formula (II-2) ~ Formula (II-8) according to claim 2 in a buffer solution or deionized water; and adding a radionuclide solution to the obtained solution for a reaction under closed conditions for 5-40 min to produce a radionuclide labeled complex,

or, comprising the following steps: dissolving the compound shown in Formula (II-1) according to claim 1 or the compound shown in Formula (II-2) ~ Formula (II-8) according to

claim 2 in a buffer solution or deionized water; treating the obtained solution by aseptic filtration, followed by loading into a container, freeze-drying and sealing with a stopper to obtain a freeze-dried medicine box; and then adding an appropriate amount of an acetic acid solution or a buffer solution to the freeze-dried medicine box for dissolution, and adding a corresponding radionuclide solution for a reaction under closed conditions for 5-40 min to produce a radionuclide labeled complex.

6. Use of a compound according to any one of claims 1-2 or a pharmacologically acceptable salt thereof for the manufacture of a medicament for nuclide therapy or imaging of tumors characterized by fibroblast activation protein (FAP) expression.

7. Use of a radiolabeled complex according to claims 4 for the manufacture of a medicament for nuclide therapy or imaging of tumors with FAP expression.

8. The use of the compound or complex according to any one of claims 6-7 in the manufacture of a medicament for treating tumors with the expression of fibroblast activation protein (FAP), wherein the medicament is formulated for an injection and is intended for intravenous administration to patients and wherein the tumors with expression of FAP comprise pancreatic cancer.