WHAT IS CLAIMED IS:

1. Use of Compound A:

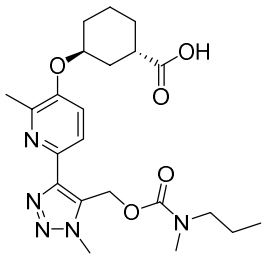

Compound A or an equivalent amount of a pharmaceutically acceptable salt thereof in the manufacture of a medicament for treating interstitial lung disease, wherein about 120 mg/day of Compound A or an equivalent amount of a pharmaceutically acceptable salt thereof is to be administered to a subject in need thereof.

2. The use of claim 1, wherein Compound A, or the pharmaceutically acceptable salt thereof, is to be administered once daily.

3. The use of claim 1, wherein Compound A, or the pharmaceutically acceptable salt thereof, is to be administered twice daily.

4. The use of claim 3, wherein about 60 mg of Compound A, or an equivalent amount of a pharmaceutically acceptable salt thereof, is to be administered twice daily.

5. The use of any one of claims 1 to 4, wherein Compound A, or the pharmaceutically acceptable salt thereof, is to be administered orally.

6. The use of claim 5, wherein Compound A, or the pharmaceutically acceptable salt thereof, is to be administered as a tablet.

7. The use of any one of claims 1 to 6, wherein the subject is to be concomitantly treated with one or more therapies for interstitial lung disease.

8. The use of claim 7 wherein the one or more therapies is pirfenidone.

9. The use of claim 7, wherein the one or more therapies is ninedanib.

10. The use of any one of claims 1 to 9, wherein Compound A, or the pharmaceutically acceptable salt thereof, is to be administered with food.

11. The use of any one of claims 1 to 9, wherein Compound A, or the pharmaceutically acceptable salt thereof, is to be administered without food.

12. The use of any one of claims 1 to 11, wherein the interstitial lung disease is idiopathic pulmonary fibrosis (IPF).

13. The use of any one of claims 1 to 11, wherein the interstitial lung disease is progressive pulmonary fibrosis (PPF).

14. The use of any one of claims 1 to 13, wherein Compound A comprises the crystal form characterized by at least one of the following:

a) single crystal structure having unit cell parameters substantially equal to

Crystal system, space group	Triclinic, P1	
Unit cell dimensions	a = 6.53 ± 0.10 Å	alpha = 92.8 ± 1.0°
	b = 13.06 ± 0.10 Å	beta = 95.5 ± 1.0°
	c = 14,04 ± 0.10 Å	gamma = 93.0 ±1.0°
Volume	1189(20) $Å^3$	
Density (calculated)	1.239 g/cm^3	
Temperature	room temperature	

wherein measurement of the single crystal structure is at room temperature;

b) a powder x-ray diffraction pattern substantially the same as shown in FIG. 1;

c) a powder x-ray diffraction pattern comprising 2 or more peaks at 2θ values selected from 6.4±0.2, 6.8±0.2, 9.6±0.2, 13.6±0.2, 15.7±0.2, 18.2±0.2, 19.9±0.2, 21.6±0.2, 24.8±0.2 and 26.8±0.2 (obtained at room temperature and CuKα λ=1.5418 Å);

d) a powder x-ray diffraction pattern comprising 3 or more peaks at 2θ values selected from 6.4±0.2, 6.8±0.2, 9.6±0.2, 13.6±0.2, 14.1±0.2, 14.5±0.2, 14.7±0.2, 15.7±0.2, 18.2±0.2 , 18.7±0.2, 19.2±0.2, 19.9±0.2, 20.5±0.2, 21.6±0.2, 22.5±0.2,

23.1±0.2, 24.1±0.2, 24.8±0.2, 25.6±0.2, 26.8±0.2, 27.1±0.2 and 27.8±0.2 (obtained at room temperature and CuKα λ=1.5418 Å);

e) a differential scanning calorimetry thermogram substantially similar to the one as shown in FIG. 2;

f) a differential scanning calorimetry thermogram with an endotherm having an onset at about 152 ^{o}C; and/or

g) a thermal gravimetric analysis thermogram substantially similar to the one as shown in FIG. 3.

15. The use of any one of claims 1 to 14, wherein the subject experiences a smaller decline in forced vital capacity (FVC) after a treatment period compared to an untreated subject.

16. The use of any one of claims 1 to 15, wherein the subject experiences a greater time to first disease progression event after a treatment period than an untreated subject, wherein the first disease progression event is selected from:

absolute predicted forced vital capacity (ppFVC) decline of $\geq$ 10% from baseline;
acute exacerbation of lung fibrosis;
lung fibrosis-related hospitalization;
and
all-cause mortality.

17. The use of any one of claims 1 to 16, wherein the subject experiences a smaller increase in cough domain score as measured by the Living with Pulmonary Fibrosis (L-PF) questionnaire over a treatment period than an untreated subject.

18. The use of any one of claims 1 to 17, wherein the subject experiences a smaller increase in dyspnea score as measured by the Living with Pulmonary Fibrosis (L-PF) questionnaire over a treatment period than an untreated subject.

19. Use of Compound A:

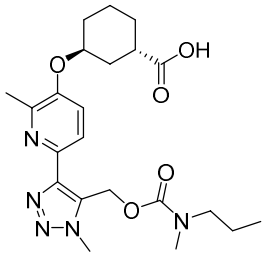

Compound A

or an equivalent amount of a pharmaceutically acceptable salt thereof in the manufacture of a medicament for treating interstitial lung disease, wherein about 120 mg/day of Compound A or an equivalent amount of a pharmaceutically acceptable salt thereof is to be administered.

20. Use of about 120 mg/day of Compound A:

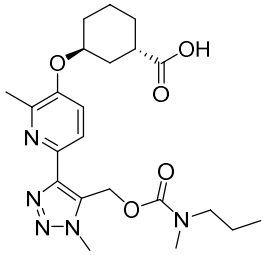

Compound A;

or an equivalent amount of a pharmaceutically acceptable salt thereof, in the manufacture of a medicament for treating interstitial lung disease.

21. The use of claim 19 or 20, wherein the interstitial lung disease is idiopathic pulmonary fibrosis (IPF).

22. The use of claim 19 or 20, wherein the interstitial lung disease is progressive pulmonary fibrosis (PPF).