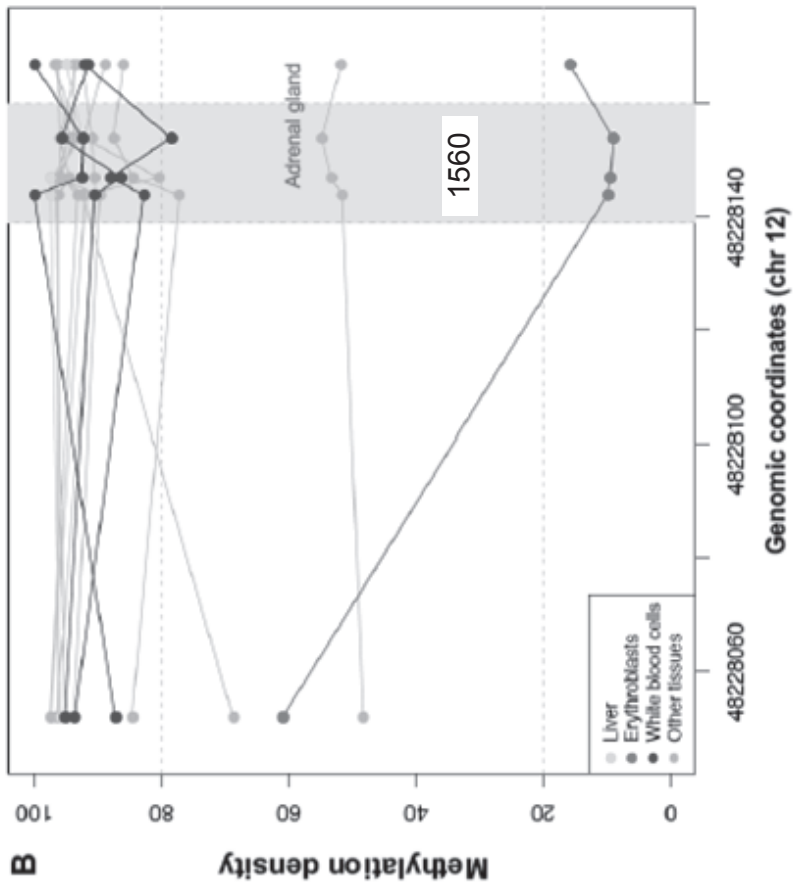

FIG. 15B

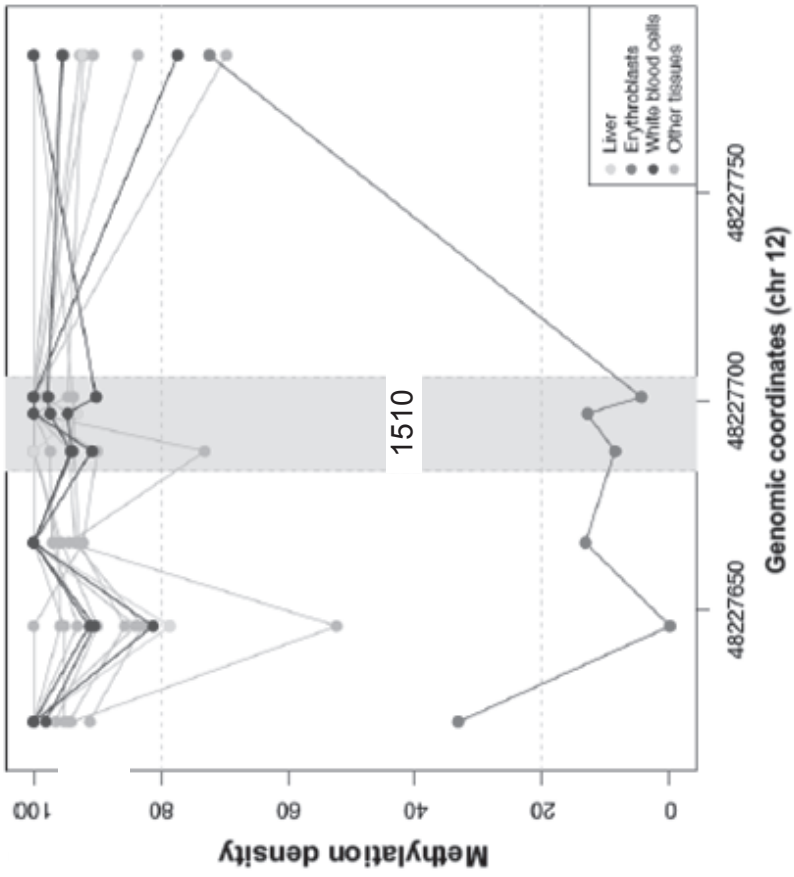

FIG. 15A


Scale
chr12:
48214000
48215000
48216000
48217000
48218000
48219000
48220000
48221000
48222000
48223000
48224000
48225000
48226000
48227000
48228000
48229000
48230000
5 kb
Erythroblast-specific DMR
RefSeq Genes
Ery-1
Ery-2
H3K4Me1 Mark (Often Found Near Regulatory Elements) on 7 cell lines from ENCODE
H3K27Ac Mark (Often Found Near Active Regulatory Elements) on 7 cell lines from ENCODE
H3K4Me3 Mark (Often Found Near Promoters) on 7 cell lines from ENCODE
HDAC7
HDAC7
HDAC7
50
Layered H3K4Me1
0
100
Layered H3K27Ac
0
150
Layered H3K4Me3
0

FIG. 16