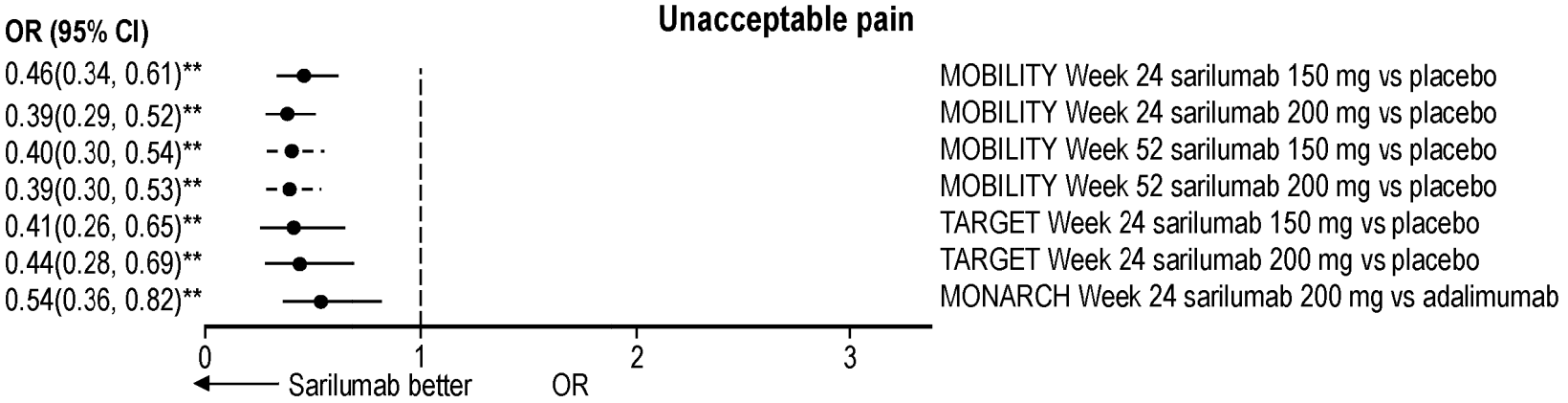
Unacceptable pain
OR (95% CI)
0.46(0.34, 0.61)**
0.39(0.29, 0.52)**
0.40(0.30, 0.54)**
0.39(0.30, 0.53)**
0.41(0.26, 0.65)**
0.44(0.28, 0.69)**
0.54(0.36, 0.82)**
MOBILITY Week 24 sarilumab 150 mg vs placebo
MOBILITY Week 24 sarilumab 200 mg vs placebo
MOBILITY Week 52 sarilumab 150 mg vs placebo
MOBILITY Week 52 sarilumab 200 mg vs placebo
TARGET Week 24 sarilumab 150 mg vs placebo
TARGET Week 24 sarilumab 200 mg vs placebo
MONARCH Week 24 sarilumab 200 mg vs adalimumab
0
1
2
3
Sarilumab better
OR

Fig. 1A

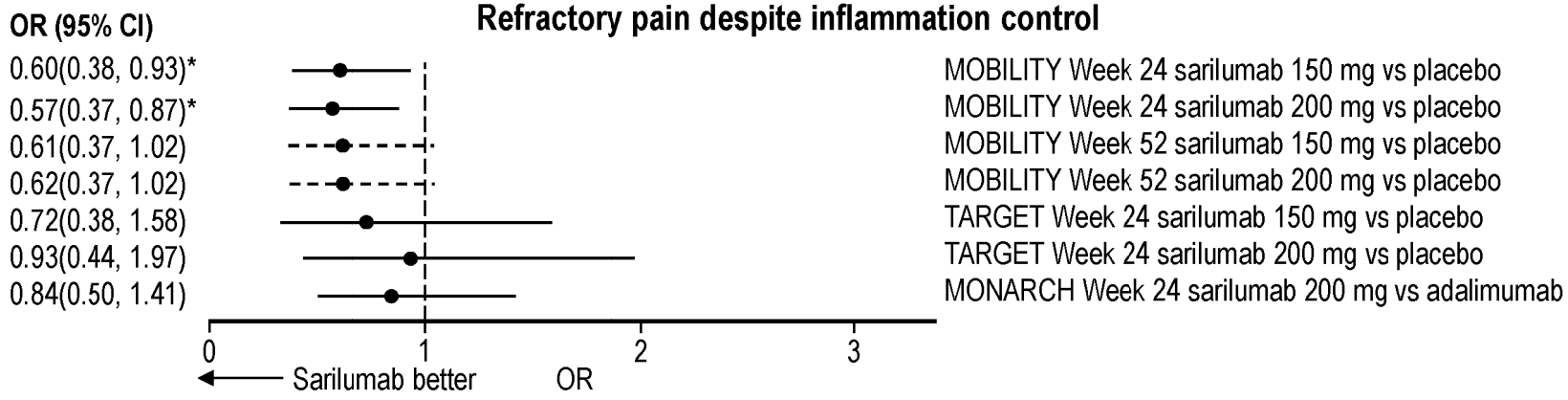
Refractory pain despite inflammation control
OR (95% CI)
0.60(0.38, 0.93)*
0.57(0.37, 0.87)*
0.61(0.37, 1.02)
0.62(0.37, 1.02)
0.72(0.38, 1.58)
0.93(0.44, 1.97)
0.84(0.50, 1.41)
MOBILITY Week 24 sarilumab 150 mg vs placebo
MOBILITY Week 24 sarilumab 200 mg vs placebo
MOBILITY Week 52 sarilumab 150 mg vs placebo
MOBILITY Week 52 sarilumab 200 mg vs placebo
TARGET Week 24 sarilumab 150 mg vs placebo
TARGET Week 24 sarilumab 200 mg vs placebo
MONARCH Week 24 sarilumab 200 mg vs adalimumab
0
1
2
3
Sarilumab better
OR

Fig. 1B

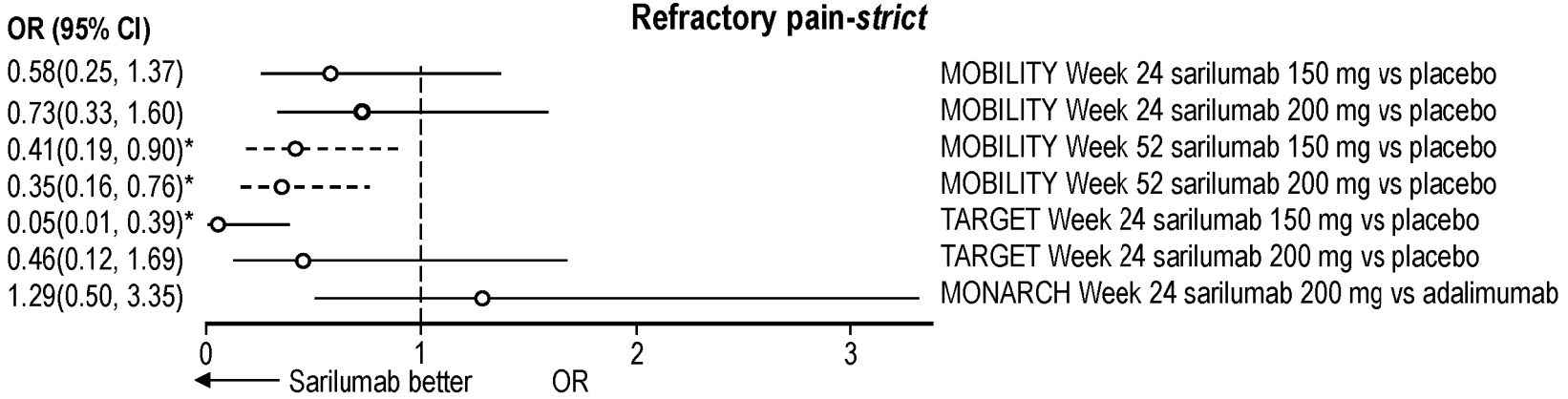
OR (95% CI)
Refractory pain-*strict*
0.58(0.25, 1.37)
0.73(0.33, 1.60)
0.41(0.19, 0.90)*
0.35(0.16, 0.76)*
0.05(0.01, 0.39)*
0.46(0.12, 1.69)
1.29(0.50, 3.35)
MOBILITY Week 24 sarilumab 150 mg vs placebo
MOBILITY Week 24 sarilumab 200 mg vs placebo
MOBILITY Week 52 sarilumab 150 mg vs placebo
MOBILITY Week 52 sarilumab 200 mg vs placebo
TARGET Week 24 sarilumab 150 mg vs placebo
TARGET Week 24 sarilumab 200 mg vs placebo
MONARCH Week 24 sarilumab 200 mg vs adalimumab
0
1
2
3
Sarilumab better
OR

Fig. 1C

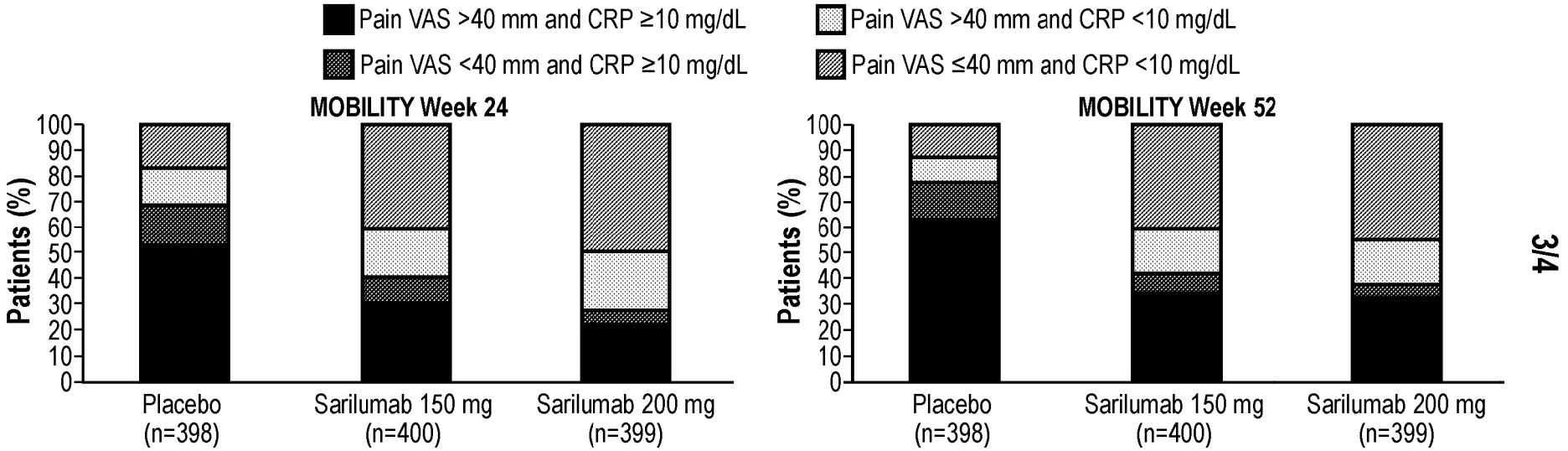
Pain VAS >40 mm and CRP ≥10 mg/dL
Pain VAS <40 mm and CRP ≥10 mg/dL
Pain VAS >40 mm and CRP <10 mg/dL
Pain VAS ≤40 mm and CRP <10 mg/dL
MOBILITY Week 24
MOBILITY Week 52
Patients (%)
100
90
80
70
60
50
40
30
20
10
0
Placebo (n=398)
Sarilumab 150 mg (n=400)
Sarilumab 200 mg (n=399)

Fig. 2A

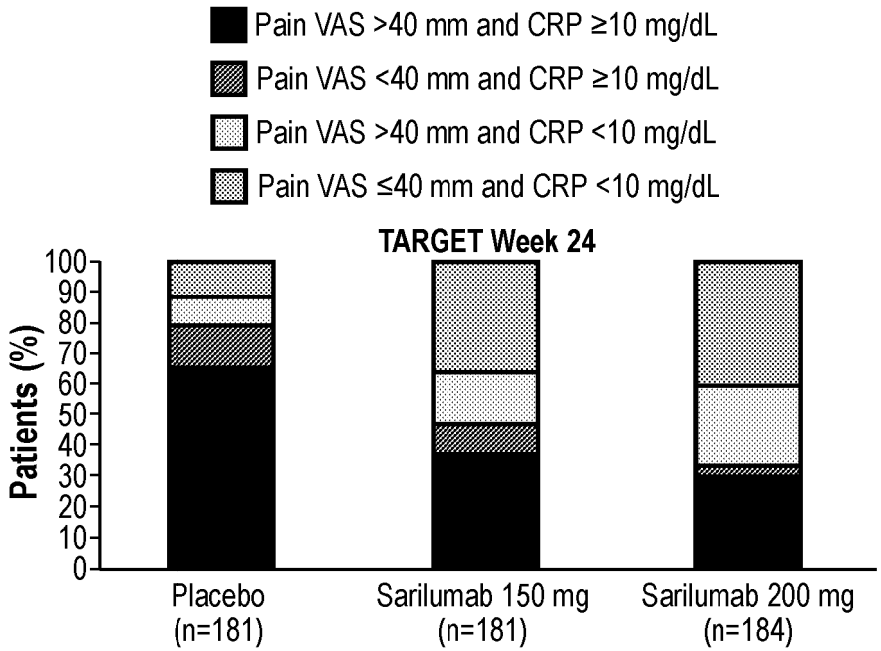
Pain VAS >40 mm and CRP ≥10 mg/dL
Pain VAS <40 mm and CRP ≥10 mg/dL
Pain VAS >40 mm and CRP <10 mg/dL
Pain VAS ≤40 mm and CRP <10 mg/dL
TARGET Week 24
Patients (%)
100
90
80
70
60
50
40
30
20
10
0
Placebo (n=181)
Sarilumab 150 mg (n=181)
Sarilumab 200 mg (n=184)

Fig. 2B

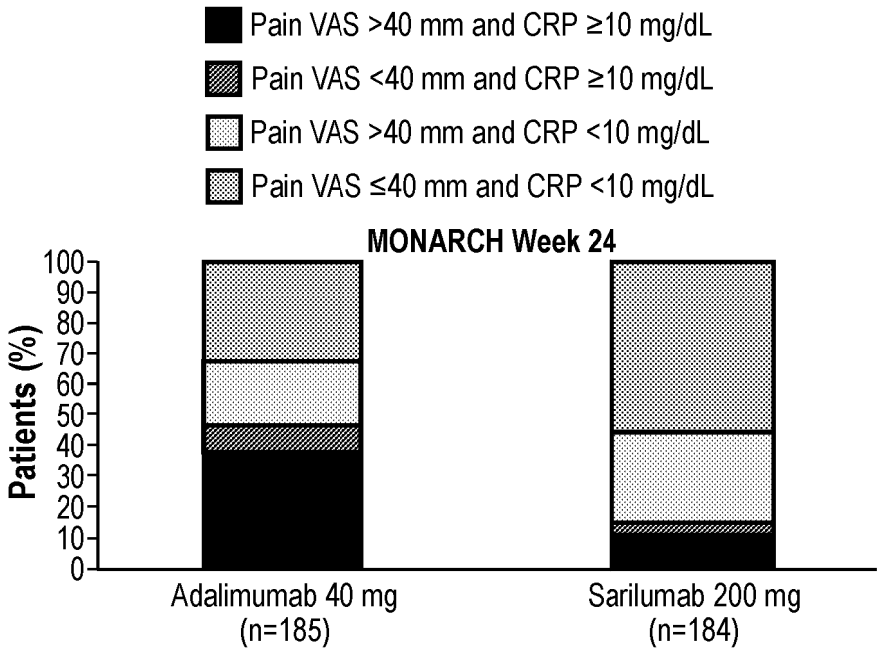
Pain VAS >40 mm and CRP ≥10 mg/dL
Pain VAS <40 mm and CRP ≥10 mg/dL
Pain VAS >40 mm and CRP <10 mg/dL
Pain VAS ≤40 mm and CRP <10 mg/dL
MONARCH Week 24
Patients (%)
100
90
80
70
60
50
40
30
20
10
0
Adalimumab 40 mg (n=185)
Sarilumab 200 mg (n=184)

Fig. 2C