WHAT IS CLAIMED IS:

1. A conjugate of formula (I):

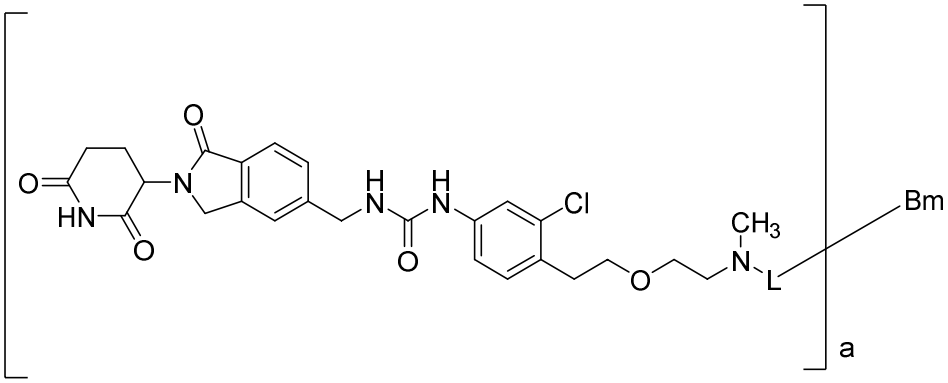

(I);

or a pharmaceutically acceptable salt thereof, wherein:

a is 1 to 10;

L is a linker selected from

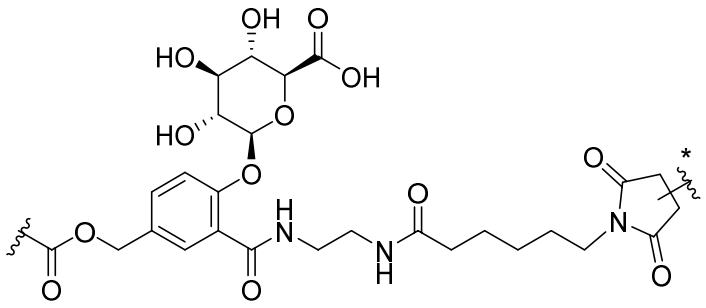

and

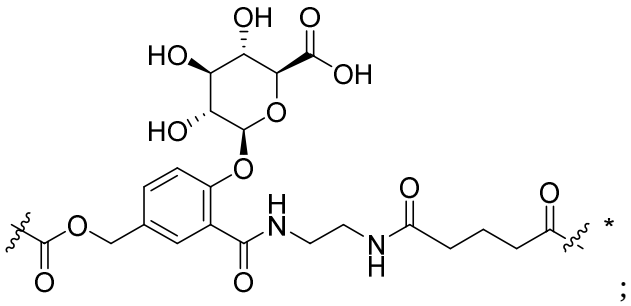

;

wherein:

 is the point of attachment to the nitrogen atom; and

 is the point of attachmen to Bm; and

Bm is a binding moiety that is capable of specifically binding to a protein that is a cell surface antigen.

2. The conjugate of claim 1, or the pharmaceutically acceptable salt thereof, wherein a is 2 to 8.

3. The conjugate of claim 1 or 2, or the pharmaceutically acceptable salt thereof, wherein L is 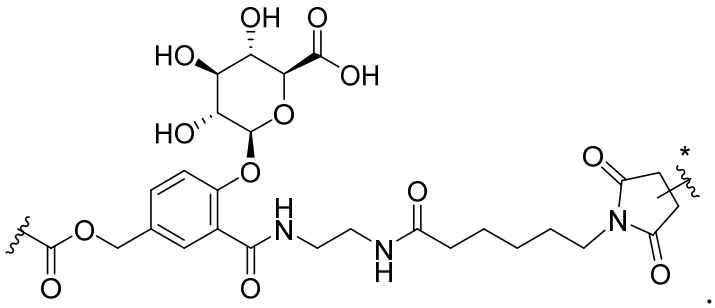.

4. The conjugate of claim 1 or 2, or the pharmaceutically acceptable salt thereof, wherein L is

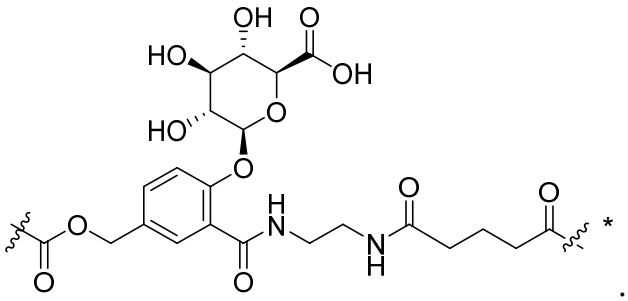.

5. A conjugate of formula (IV):

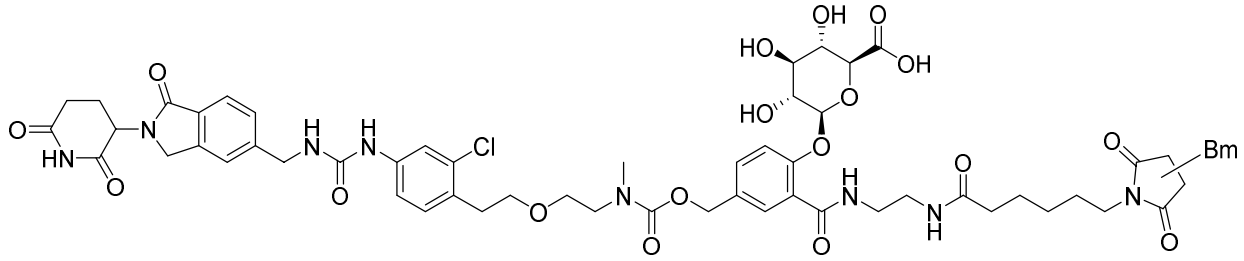

(IV);

or a pharmaceutically acceptable salt thereof, wherein Bm is a binding moiety that specifically binds to a protein that is a cell surface antigen.

6. A conjugate of formula (V):

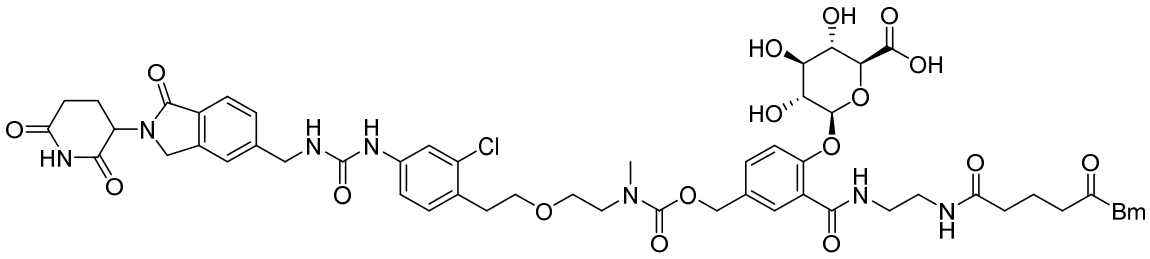

(V);

or a pharmaceutically acceptable salt thereof, wherein Bm is a binding moiety that specifically binds to a protein that is a cell surface antigen.

7. The conjugate of any one of claims 1 to 6, or the pharmaceutically acceptable salt thereof, wherein Bm is an antibody or antigen binding portion thereof.

8. The conjugate of any one of claims 1 to 7, wherein the surface antigen is selected from the group consisting of 5T4, ACE, ADRB3, AKAP-4, ALK, Androgen receptor, AOC3, APP, Axin1, AXL, B7H3, B7-H4, BCL2, BCMA, bcr-abl, BORIS, BST2, C242, C4.4a, CA 125, CA6, CA9, CAIX, CCL11, CCR5, CD123, CD133, CD138, CD142, CD15, CD15-3, CD171, CD179a, CD18, CD19, CD19-9, CD2, CD20, CD22, CD23, CD24, CD25, CD27L, CD28, CD3, CD30, CD31, CD300LF, CD33, CD352, CD37, CD38, CD4, CD40, CD41, CD44, CD44v6, CD5, CD51, CD52, CD54, CD56, CD62E, CD62P, CD62L, CD70, CD71, CD72, CD74, CD79a, CD79b, CD80, CD90, CD97, CD125, CD138, CD141, CD147, CD152, CD154, CD326, CEA, CEACAM5, CFTR, clumping factor, cKit, Claudin 3, Claudin 18.2, CLDN6, CLEC12A, CLL-1, cll3, c-MET, Crypto 1 growth factor, CS1, CTLA-4, CXCR2, CXORF61, Cyclin Bl, CYP1B1, Cadherin-3, Cadherin-6, DLL3, E7, EDNRB, EFNA4, EGFR, EGFRvIII, ELF2M, EMR2, ENPP3, EPCAM, EphA2, Ephrin A4, Ephrin B2, EPHB4, ERBB2 (Her2/neu), ErbB3, ERG (TMPRSS2 ETS fusion gene), ETBR, ETV6-AML, FAP, FCAR, FCRL5, FGFR1, FGFR2, FGFR3, FGFR4, FLT3, Folate receptor alpha, Folate receptor beta, FOLR1, Fos-related antigen 1, Fucosyl GM1, GCC, GD2, GD3, GloboH, GM3, GPC1, GPC2, GPC3, gplOO, GPNMB, GPR20, GPRC5D, GUCY2C, HAVCR1, HER2, HER3, HGF, HMI.24, HMWMAA, HPV E6, hTERT, ICAM, ICOS-L, IFN- α, IFN-γ, IGF-I receptor, IGLL1, IL-2 receptor (IL-2Rα (i.e., CD25), IL-2Rβ (i.e., CD122), IL-2Rγ (i.e., CD132)), IL-4 receptor (IL-4R, IL-2Rγ/IL-13Rα1), IL-13 receptor (IL-13Rα1, IL-13Rα2, IL-4R) IL-1 receptor (IL-l lRa), IL-12 receptor (IL-12Rβ1, IL-12Rβ2), IL-23 receptor (IL-12Rβ1, IL-23R), IL-22 receptor (IL-22Rα1, IL-22Rα2, IL-10Rβ), IL-5 receptor (IL-5Rα, CSF2RB), IL-6

receptor (IL-6Rα, gp130), interferon receptor, integrins (including α_4, $\alpha_v\beta_3$, $\alpha_v\beta_5$, $\alpha_v\beta_6$, $\alpha_1\beta_4$, $\alpha_4\beta_1$, $\alpha_4\beta_7$, $\alpha_5\beta_1$, $\alpha_6\beta_4$, $\alpha_{IIb}\beta_3$ intergins), Integrin alphaV, intestinal carboxyl esterase, KIT, LAGE-la, LAIR1, LAMP-1, LCK, Legumain, LewisY, LFA-1(CD11a), L-selectin(CD62L), LILRA2, LIV-1, LMP2, LRRC15, LY6E, LY6K, LY75, MAD-CT-1, MAD-CT-2, MAGE Al, MelanA/MARTl, Mesothelin, ML-IAP, MSLN, mucin, MUC1, MUC16, mut hsp70-2, MYCN, myostatin, NA17, NaPi2b, NCA-90, NCAM, Nectin-4, NGF, NOTCH1, NOTCH2, NOTCH3, NOTCH4, NY-BR-1, NY-ESO-1, o-acetyl-GD2, OR51E2, OY-TES1, p53, p53 mutant, PANX3, PAP, PAX3, PAX5, p-CAD, PCTA- 1/Galectin 8, PD-L1, PD-L2, PDGFR, PDGFR-beta, phosphatidylserine, PIK3CA, PLAC1, Polysialic acid, Prostase, prostein, survivin and telomerase, PRSS21, PSCA, PSMA, PTK7, RAGE-1, RANKL, Ras mutant, Rhesus factor, RhoC, RON, ROR1, ROR2, RU1, RU2, SART3, SLAMF7, SLC44A4, SLITRK6, sperm protein 17, sphingosine-1-phosphate, SSEA-4, SSX2, STEAP1, TAG72, TARP, TCRβ, TEM1/CD248, TEM7R, tenascin C, TF, TGF-1, TGF- β2, TNF-α, TGS5, Tie 2, TIM-1, Tn Ag, TRAC, TRAIL-R1, TRAIL-R2, TROP-2, TRP-2, TRPV1, TSHR, tumor antigen CTAA16.88, tyrosinase, UPK2, VEGF, VEGFR1, VEGFR2, vimentin, and WTl, XAGE1.

9. The conjugate of any one of claims 1 to 7, or the pharmaceutically acceptable salt thereof, wherein the surface antigen is selected from the group consisting of HER2, CD20, CD38, CD33, BCMA, CD138, EGFR, FGFR4, GD2, PDGFR, TEM1/CD248, and TROP-2.

10. The conjugate of any one of claims 1 to 7, or the pharmaceutically acceptable salt thereof, wherein the surface antigen is CD33.

11. The conjugate of claim 7, or the pharmaceutically acceptable salt thereof, wherein the antibody is selected from the group consisting of rituximab, trastuzumab, gemtuzumab, CD33AB, pertuzumab, obinutuzumab, ofatumumab, olaratumab, ontuximab, isatuximab, Sacituzumab, U3-1784, daratumumab, STI-6129, lintuzumab, huMy9-6, huMy9-6-IgG4-S228P, balantamab, indatuximab, cetuximab, dinutuximab, anti-CD38 A2 antibody, HuAT13/5 antibody, alemtuzumab, ibritumomab, tositumomab, bevacizumab, panitumumab, tremelimumab, ticilimumab, catumaxomab, oregovomab, and veltuzumab.

12. The conjugate of claim 7, or the pharmaceutically acceptable salt thereof, wherein the antibody is rituximab, trastuzumab, pertuzumab, huMy9-6, huMy9-6-IgG4-S228P, CD33AB, lintuzumab, or gemtuzumab.

13. The conjugate of claim 7, or the pharmaceutically acceptable salt thereof, wherein the antibody or antigen binding portion thereof comprises a heavy chain variable region (VH) complementarity determining region (CDR) 1 (VH-CDR1), comprising the amino acid sequence as set forth in SEQ ID NO: 1, a VH-CDR2 comprising the amino acid sequence as set forth in SEQ ID NO: 2, a VH-CDR3 comprising the amino acid sequence as set forth in SEQ ID NO: 3, a light chain variable region (VL) CDR1 (VL-CDR1) comprising the amino acid sequence as set forth in SEQ ID NO: 5, a VL-CDR2 comprising the amino acid sequence as set forth in SEQ ID NO: 6, and a VL-CDR3 comprising the amino acid sequence as set forth in SEQ ID NO: 7.

14. The conjugate of claim 13, or the pharmaceutically acceptable salt thereof, wherein the antibody or antigen binding portion thereof comprises a VH comprising the amino acid sequence as set forth in SEQ ID NO: 4 and a VL comprising the amino acid sequence as set forth in SEQ ID NO: 8.

15. The conjugate of claim 13, or the pharmaceutically acceptable salt thereof, wherein the antibody comprises a heavy chain comprising the amino acid sequence as set forth in SEQ ID NO: 9 and a light chain comprising the amino acid sequence as set forth in SEQ ID NO: 10.

16. A compound of formula (II):

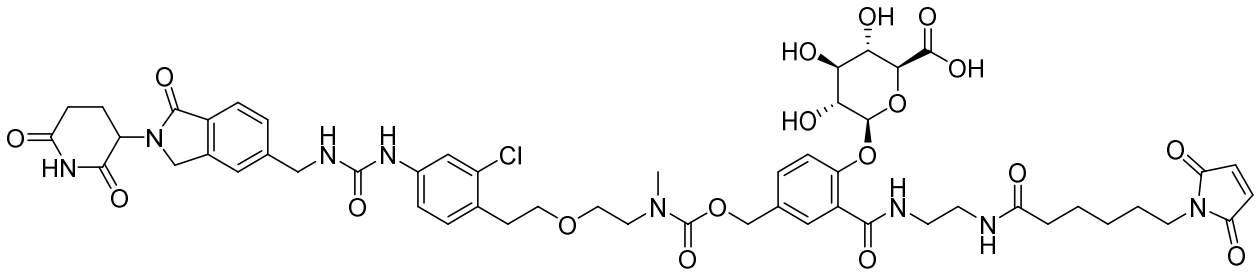

(II);

or a pharmaceutically acceptable salt thereof.

17. A compound of formula (III):

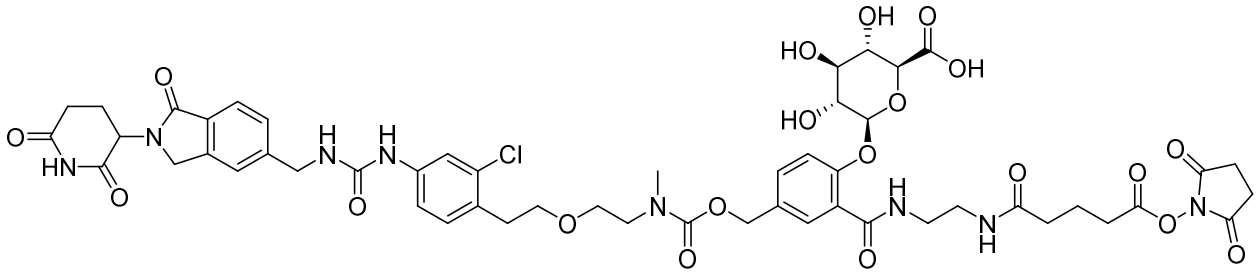

(III);

or a pharmaceutically acceptable salt thereof.

18. A pharmaceutical composition comprising a conjugate or compound of any one of claims 1 to 17, or the pharmaceutically acceptable salt thereof, and one or more pharmaceutically acceptable carriers.

19. A conjugate, compound, or composition of any of claims 1 to 18, or the pharmaceutically acceptable salt thereof, for use in the treatment of cancer.

20. The conjugate, compound, or composition for use of claim 19, wherein the cancer is a solid tumor or a hemalotologic/blood cancer.

21. The conjugate, compound, or composition for use of claim 19, wherein the cancer is breast cancer, gastric cancer, lymphoma, acute myeloid leukemia, multiple myeloma, head and neck cancer, squamous cell carcinoma, and/or hepatocellular carcinoma.

22.. The conjugate, compound, or composition for use of claim 19, wherein the cancer is acute myeloid leukemia.

23. A conjugate, compound, or composition of any of claims 1 to 18, or the pharmaceutically acceptable salt thereof, for use in the treatment of myelodysplastic syndrome.

24. The conjugate, compound, or composition for use of any one of claims 19 to 23, wherein a pharmaceutically acceptable amount of an additional agent is to be administered to the subject, wherein the additional agent is selected from the group consisting of:

(i) a cytotoxic agent or an immune response modifier;

(ii) a checkpoint inhibitor; or

(iii) a PD-1 inhibitor, a PD-L1 inhibitor, a CTLA-4 inhibitor, a TIM3 inhibitor, and/or a LAG-3 inhibitor.

25. A method of preparing the conjugate of any one of claims 1 to 15, or the pharmaceutically acceptable salt thereof, the process comprising reacting a binding moiety with a compound of formula (I-1):

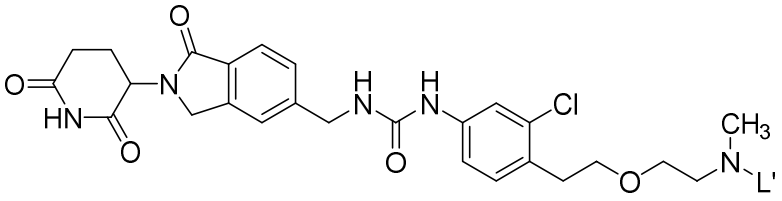

(I-1);

or a pharmaceutically acceptable salt thereof, wherein:

L' is selected from

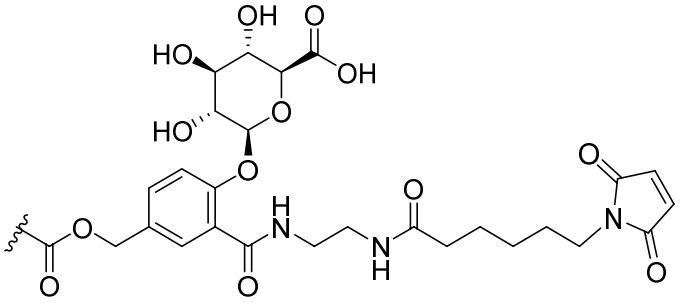

and

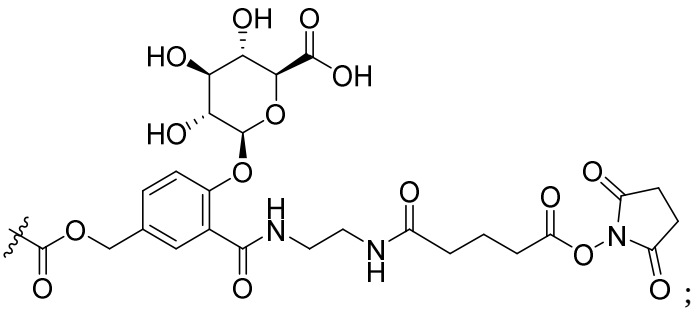

;

wherein:

 is the point of attachment to the nitrogen atom.

26. The method of claim 25, further comprising reducing the binding moiety prior to reacting with the compound of formula (I-1).