Description

Carbamoylbenzotriazole derivatives as inhibitors of lipases and phospholipases

The present invention relates to benzotriazole derivatives of the formula I, their pharmaceutically usable salts and their use as medicinal substances.

Benzotriazoles are already known from a wide variety of fields such as, for example, photochemistry (US 4,255,510, Kodak) or as orexin antagonists (WO 02/090355, SKB). In addition, the synthesis for preparing benzotriazoles is described by Katritzky et al. in J. Org. Chem. 1997, 62, 4155-4158. Also known are carbamates as lipase inhibitors, such as, for example, Shamkant Patkar et al. in Paul Woolley, Steffen B. Petterson (ed), Lipase (1994) 207-227, WO 03/051842 or WO 2004/035550.

It is an object of the present invention to provide compounds which bring about an inhibition of endothelial lipase.

The invention relates to carbamoylbenzotriazole derivatives of the formula I

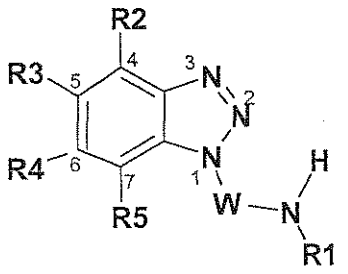

(I)

in which the meanings are:

W -(C=O)-, -SO-, -SO_2-;

R1 (C_5-C_{16})-alkyl, (C_5-C_{12})-cycloalkyl, X-aryl, X-heteroaryl, X-(C_5-C_{12})-cycloalkyl or (C_8-C_{14})-bicycle, where aryl, heteroaryl, cycloalkyl or bicycle may be substituted one or more times by preferably halogen, (C_1-C_6)-alkyl, (C_1-C_6)-alkyloxy, hydroxy, (C_1-C_6)-alkylmercapto, amino,

$(C_1$-$C_6)$-alkylamino, di-$(C_2$-$C_{12})$-alkylamino, mono-$(C_1$-$C_6)$-alkylaminocarbonyl, di-$(C_2$-$C_8)$-alkylaminocarbonyl, $(C_1$-$C_6)$-alkoxycarbonyl, $(C_1$-$C_6)$-alkylcarbonyl, cyano, nitro, trifluoromethyl, trifluoromethyloxy, $(C_1$-$C_6)$-alkylsulfonyl, aminosulfonyl, and may be substituted once by Y-aryl, Y-heteroaryl, Y-$(C_3$-$C_{12})$-cycloalkyl, in which aryl, heteroaryl or cycloalkyl may be substituted one to three times by preferably halogen, $(C_1$-$C_6)$-alkyl, $(C_1$-$C_6)$-alkyloxy, hydroxy, $(C_1$-$C_6)$-alkylmercapto, amino, $(C_1$-$C_6)$-alkylamino, di-$(C_2$-$C_{12})$-alkylamino, mono-$(C_1$-$C_6)$-alkylaminocarbonyl, di-$(C_2$-$C_8)$-alkylaminocarbonyl, $(C_1$-$C_6)$-alkoxycarbonyl, $(C_1$-$C_6)$-alkylcarbonyl, cyano, nitro, trifluoromethyl, trifluoromethyloxy, $(C_1$-$C_6)$-alkylsulfonyl, aminosulfonyl;

X $(C_1$-$C_3)$-alkylene which may be substituted one or more times by halogen, $(C_1$-$C_3)$-alkyl, hydroxy or trifluoromethyl;

Y a bond, $(C_1$-$C_3)$-alkylene, -O-, -NH-;

R2, R3, R4, R5 identically or differently hydrogen, halogen, $(C_1$-$C_6)$-alkyl, $(C_1$-$C_3)$-haloalkyl, $(C_1$-$C_3)$-alkyloxy-$(C_1$-$C_3)$-alkylene, hydroxy, phenoxy, NR6R7, cyano, nitro, COOR6, CO-NR6R7, -S-R6, -SO-R6, -SO_2-R6, aminosulfonyl, pentafluorosulfanyl, aryl, heteroaryl, O-heteroaryl, $(C_3$-$C_{12})$-cycloalkyl, CO-R6, CO-NR6R7, O-CO-NR6R7, O-CO-$(C_1$-$C_6)$-alkylene-CO-O-$(C_1$-$C_6)$-alkyl, O-CO-$(C_1$-$C_6)$-alkylene-CO-OH, O-CO-$(C_1$-$C_6)$-alkylene-CO-NR6R7 or unsubstituted or mono- or poly-F-substituted $(C_1$-$C_6)$-alkyloxy;

R6, R7 identically or differently hydrogen, $(C_1$-$C_6)$-alkyl, benzyl;

the tautomeric forms of the compounds and their physiologically tolerated salts.

Preference is given to compounds of the formula I in which

R2, R3, R4, R5 are identically or differently hydrogen, halogen, (C_1-C_6)-alkyl, (C_1-C_3)-haloalkyl, (C_1-C_3)-alkyloxy-(C_1-C_3)-alkylene, hydroxy, phenoxy, NR6R7, cyano, nitro, COOR6, CO-NR6R7, -S-R6, -SO-R6, -SO_2-R6, aminosulfonyl, pentafluorosulfanyl, CO-R6, CO-NR6R7, O-CO-NR6R7, O-CO-(C_1-C_6)-alkylene-CO-O-(C_1-C_6)-alkyl, O-CO-(C_1-C_6)-alkylene-CO-OH, O-CO-(C_1-C_6)-alkylene-CO-NR6R7 or unsubstituted or mono- or poly-F-substituted (C_1-C_6)-alkyloxy.

Preference is given to compounds of the formula I in which

W is -(C=O)-.

Preference is further given to compounds of the formula I in which

W is -(C=O)-;

R1 is (C_5-C_{16})-alkyl, (C_5-C_{12})-cycloalkyl, X-aryl, X-heteroaryl or (C_8-C_{14})-bicycle, where aryl, heteroaryl, cycloalkyl or bicycle may be substituted one or more times by preferably halogen, (C_1-C_6)-alkyl, (C_1-C_6)-alkyloxy, hydroxy, (C_1-C_6)-alkylmercapto, amino, (C_1-C_6)-alkylamino, di-(C_2-C_{12})-alkylamino, mono-(C_1-C_6)-alkylaminocarbonyl, di-(C_2-C_8)-alkylaminocarbonyl, (C_1-C_6)-alkoxycarbonyl, (C_1-C_6)-alkylcarbonyl, cyano, nitro, trifluoromethyl, trifluoromethyloxy, (C_1-C_6)-alkylsulfonyl, aminosulfonyl, and may be substituted once by Y-aryl, Y-heteroaryl, Y-(C_3-C_{12})-cycloalkyl, in which aryl, heteroaryl or cycloalkyl may be substituted once to twice by preferably halogen, (C_1-C_6)-alkyl, (C_1-C_6)-alkyloxy, hydroxy, amino, (C_1-C_6)-alkylamino, di-(C_2-C_{12})-alkylamino, (C_1-C_6)-alkoxycarbonyl, (C_1-C_6)-alkylcarbonyl, cyano, nitro, trifluoromethyl, trifluoromethyloxy;

X is -CH_2- which may be substituted once by halogen, methyl or hydroxy;

Y is a bond, -O-, -NH-;

R2, R3, R4, R5 are identically or differently hydrogen, halogen, (C_1-C_6)-alkyl, trifluoromethyl, hydroxy, amino, cyano, phenoxy, (C_1-C_6)-alkylcarbonyl, (C_1-C_6)-alkylsulfonyl, pentafluorosulfanyl, or unsubstituted or mono- or poly-F-substituted (C_1-C_3)-alkyloxy;

the tautomeric forms of the compounds and their physiologically tolerated salts.

Particularly preferred compounds of the formula I are those in which

W is -(C=O)-;

R1 is (C_6-C_{12})-alkyl, X-phenyl, X-heteroaryl, or bicycle, where aryl, heteroaryl or bicycle may be substituted one or more times by preferably halogen, (C_1-C_6)-alkyl, (C_1-C_6)-alkyloxy, hydroxy, (C_1-C_6)-alkoxycarbonyl, (C_1-C_6)-alkylcarbonyl, cyano, nitro, trifluoromethyl, trifluoromethyloxy, (C_1-C_6)-alkylsulfonyl, aminosulfonyl and may be substituted once by Y-phenyl, Y-heteroaryl, in which phenyl or heteroaryl may be substituted once to twice by preferably halogen, (C_1-C_6)-alkyl, (C_1-C_6)-alkyloxy, hydroxy, amino, (C_1-C_6)-alkoxycarbonyl, (C_1-C_6)-alkylcarbonyl, cyano, trifluoromethyl, trifluoromethyloxy;

X is -CH_2- which may be substituted by fluorine, methyl or hydroxy;

Y is a bond;

R2, R3, R4, R5 are identically or differently hydrogen, halogen, (C_1-C_6)-alkyl, trifluoromethyl, hydroxy, amino, cyano, phenoxy, (C_1-C_6)-alkylcarbonyl or unsubstituted or mono- or poly-F-substituted (C_1-C_3)-alkyloxy;

the tautomeric forms of the compounds and their physiologically tolerated salts.

Very particularly preferred compounds of the formula I are those in which

W is -(C=O)-;

R1 is (C_6-C_{12})-alkyl, X-phenyl, X-heteroaryl, or bicycle of the formula Ia

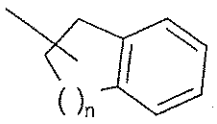

Ia , with n =1 or 2, where phenyl, heteroaryl or bicycle of the formula Ia may be substituted one or more times by preferably halogen, (C_1-C_6)-alkyl, (C_1-C_6)-alkyloxy, hydroxy, (C_1-C_6)-alkoxycarbonyl, (C_1-C_6)-alkylcarbonyl, cyano, nitro, trifluoromethyl, trifluoromethyloxy, (C_1-C_6)-alkylsulfonyl, aminosulfonyl, and may be substituted once by Y-phenyl, Y-heteroaryl, in which phenyl or heteroaryl may be substituted once to twice by preferably halogen, (C_1-C_6)-alkyl, (C_1-C_6)-alkyloxy, hydroxy, amino, (C_1-C_6)-alkoxycarbonyl, (C_1-C_6)-alkylcarbonyl, cyano, trifluoromethyl, trifluoromethyloxy;

X is -CH_2- which may be substituted by fluorine, methyl or hydroxy;

Y is a bond;

R2, R3, R4, R5 are identically or differently hydrogen, halogen, (C_1-C_6)-alkyl, trifluoromethyl, hydroxy, amino, cyano, phenoxy, (C_1-C_6)-alkylcarbonyl or unsubstituted or mono- or poly-F-substituted (C_1-C_3)-alkyloxy;

the tautomeric forms of the compounds and their physiologically tolerated salts.

Further very particularly preferred compounds of the formula I are those in which

W is -(C=O)-;

R1 is (C_6-C_8)-alkyl, X-phenyl, X-heteroaryl, or bicycle of the formula Ia

Ia 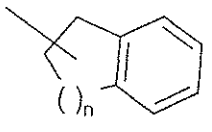, with n =1 or 2, where phenyl, heteroaryl or bicycle of the formula Ia may be substituted one or more times by preferably halogen, (C_1-C_6)-alkyl, (C_1-C_6)-alkyloxy, hydroxy, (C_1-C_6)-alkoxycarbonyl, (C_1-C_6)-alkylcarbonyl, cyano, nitro, trifluoromethyl, trifluoromethyloxy, (C_1-C_6)-alkylsulfonyl, aminosulfonyl, and may be substituted once by Y-phenyl, Y-heteroaryl, in which phenyl or heteroaryl may be substituted once to twice by preferably halogen, (C_1-C_6)-alkyl, (C_1-C_6)-alkyloxy, hydroxy, amino, (C_1-C_6)-alkoxycarbonyl, (C_1-C_6)-alkylcarbonyl, cyano, trifluoromethyl, trifluoromethyloxy;

X is $-CH_2-$ which may be substituted by methyl;

Y is a bond;

R2, R3, R4, R5 are identically or differently hydrogen, halogen, (C_1-C_6)-alkyl, trifluoromethyl, hydroxy, amino, cyano, phenoxy, (C_1-C_6)-alkylcarbonyl or unsubstituted or mono- or poly-F-substituted (C_1-C_3)-alkyloxy.

Especially particularly preferred compounds of the formula I are those in which

W is -(C=O)-;

R1 is (C_6-C_8)-alkyl, X-phenyl, X-thienyl, X-furan, X-benzothienyl, indanyl or tetrahydronaphthyl, where phenyl, thienyl, furan, benzothienyl, indanyl or tetrahydronaphthyl may be substituted once, twice or three times by F, Cl, Br, methyl, ethyl, isopropyl, methoxy, ethoxy, hydroxy, $CO-OCH_3$, $CO-CH_3$, cyano, nitro, trifluoromethyl, trifluoromethyloxy and may be substituted once by Y-phenyl, Y-thienyl, Y-pyridyl, Y-pyrazolyl, in which phenyl, thienyl, pyridyl or pyrazolyl may be substituted once to twice by

preferably F, Cl, Br, methyl, methoxy, hydroxy, amino, CO-OCH_3, CO-CH_3, cyano, trifluoromethyl, trifluoromethyloxy;

X is $-CH_2-$ which may be substituted by methyl;

Y is a bond;

R2, R3, R4, R5 are identically or differently hydrogen, F, Cl, methoxy, trifluoromethyl, cyano, phenoxy.

Especially very particularly preferred compounds of the formula I are those in which

W is -(C=O)-;

R1 is hexyl, X-phenyl, X-thienyl, X-furan, X-benzothienyl or indanyl, where phenyl, thienyl, X-furan, X-benzothienyl may be substituted once or twice by F, Cl, Br, methyl, isopropyl, methoxy, cyano, trifluoromethyl and
may be substituted once by Y-phenyl, Y-thienyl, Y-pyridyl, Y-pyrazolyl, in which phenyl may be substituted by Cl;

X is $-CH_2-$, which may be substituted by methyl;

Y is a bond;

R2 is hydrogen, F, Cl;

R3 is hydrogen, F, Cl, methoxy, trifluoromethyl, cyano, phenoxy;

R4 is hydrogen, F, Cl, methoxy, trifluoromethyl, cyano, phenoxy;

R5 is hydrogen, F, Cl.

Also particularly preferred are the compounds of the formula I in which

R2, R3, R5 are hydrogen;
and
R4 is not hydrogen; or

R2, R4, R5 are hydrogen;
and
R3 is not hydrogen.

Also particularly preferred are compounds of the formula I in which

R2, R3, R4, R5 are hydrogen.

The invention relates to compounds of the formula I in the form of their salts, racemates, racemic mixtures and pure enantiomers, and to their diastereomers and mixtures thereof.

The alkyl radicals in the substituents R1, R2, R3, R4, R5, R6, R7 may be either straight-chain or branched. Methyl, ethyl, n-propyl, isopropyl, isobutyl, n-butyl, tert-butyl, pentyl, hexyl, octyl and dodecyl may be mentioned by way of example. Halogen is fluorine, chlorine, bromine or iodine, in particular fluorine or chlorine. Haloalkyl means an alkyl radical which is substituted one or more times by halogen.

An aryl radical means a phenyl or a naphthyl radical.
The aryl radicals may be substituted one or more times by suitable groups such as, for example: F, Cl, Br, I, CF_3, OH, OCF_3, NO_2, CN, COOH, $COO(C_1\text{-}C_6)$alkyl, $CONH_2$, $CONH(C_1\text{-}C_6)$alkyl, $CON[(C_1\text{-}C_6)alkyl]_2$, , $(C_3\text{-}C_{10})$-cycloalkyl, $(C_1\text{-}C_{10})$-alkyl, $(C_2\text{-}C_6)$-alkenyl, $(C_2\text{-}C_6)$-alkynyl, O-$(C_1\text{-}C_6)$-alkyl, CO-$(C_1\text{-}C_6)$-alkyl, O-CO-$(C_1\text{-}C_6)$-alkyl, O-CO-$(C_1\text{-}C_6)$-aryl,
PO_3H_2, SO_3H, $SO_2\text{-}NH_2$, $SO_2NH(C_1\text{-}C_6)$-alkyl, $SO_2N[(C_1\text{-}C_6)\text{-alkyl}]_2$, S-$(C_1\text{-}C_6)$-alkyl, S-$(CH_2)_n$-aryl, S-$(CH_2)_n$-heterocycle, SO-$(C_1\text{-}C_6)$-alkyl, SO-$(CH_2)_n$-aryl, SO-$(CH_2)_n$-

heterocycle, SO_2-(C_1-C_6)-alkyl, SO_2-$(CH_2)_n$-aryl, SO_2-$(CH_2)_n$-heterocycle, SO_2-$NH(CH_2)_n$-aryl, SO_2-$NH(CH_2)_n$-heterocycle, SO_2-N(C_1-C_6)-alkyl)$(CH_2)_n$-aryl, SO_2-N(C_1-C_6)-alkyl)$(CH_2)_n$-heterocycle, SO_2-N$((CH_2)_n$-aryl$)_2$, SO_2-N$((CH_2)_n$-(heterocycle$)_2$, NH-$(CH_2)_n$-aryl, NH-$(CH_2)_n$-heterocycle, N((C_1-C_6)-alkyl)$(CH_2)_n$-aryl, N((C_1-C_6)-alkyl)$(CH_2)_n$-heterocycle,
C(NH)(NH_2), NH_2, NH-(C_1-C_6)-alkyl, N((C_1-C_6)-alkyl$)_2$, NH-CO-(C_1-C_6)-alkyl, NH-COO-(C_1-C_6)-alkyl, NH-CO-aryl, NH-CO-heterocycle, NH-COO-aryl, NH-COO-heterocycle, NH-CO-NH-(C_1-C_6)-alkyl, NH-CO-NH-aryl, NH-CO-NH-heterocycle, aryl, O-$(CH_2)_n$-aryl, O-$(CH_2)_n$-heterocycle, where n may be 0–6, where the aryl radical or heterocyclic radical may be substituted one to three times by F, Cl, Br, I, OH, CF_3, NO_2, CN, OCF_3, O-(C_1-C_6)-alkyl, (C_1-C_6)-alkyl, NH_2, NH(C_1-C_6)-alkyl, N((C_1-C_6)-alkyl$)_2$, SO_2-CH_3, COOH, COO-(C_1-C_6)-alkyl, $CONH_2$.

Heterocycle is a mono- or bicyclic ring system having 5 to 12 ring members, in which at least one atom in the ring system is a heteroatom from the series N, O and S. Also included in this definition are ring systems in which the heterocycle is fused to a benzene nucleus.
Heteroaryl is a mono- or bicyclic, aromatic ring system having 5 to 12 ring members, in which at least one atom in the ring system is a heteroatom from the series N, O and S. Also included in this definition are ring systems which comprise a fused benzene nucleus.
Suitable "heteroaryl rings" or "heteroaryl radicals" are for example benzimidazolyl, benzofuranyl, benzothienyl, benzoxazolyl, benzothiazolyl, benzotriazolyl, benzotetrazolyl, benzisoxazolyl, benzisothiazolyl, quinolinyl, furyl, furazanyl, imidazolyl, 1H-indazolyl, indolyl, 1,2,3-oxadiazolyl, 1,2,4-oxadiazolyl, 1,2,5-oxadiazolyl, 1,3,4-oxadiazolyl, pyrimidinyl, pyrazinyl, pyrazolyl, pyridyl, pyrrolyl, thiazolyl, 1,2,3-thiadiazolyl, 1,2,4-thiadiazolyl, 1,2,5-thiadiazolyl, 1,3,4-thiadiazolyl, thienyl.

Preferred heteroaryl radicals are thienyl, furanyl, benzothienyl, pyridyl, pyrazolyl; thienyl, furanyl and benzothienyl are particularly preferred; thienyl is especially preferred.

The heteroaryl radicals may be substituted one or more times by suitable groups such as, for example: F, Cl, Br, I, CF_3, OH, OCF_3, NO_2, CN, COOH, $COO(C_1\text{-}C_6)$alkyl, $CONH_2$, $CONH(C_1\text{-}C_6)$alkyl, $CON[(C_1\text{-}C_6)alkyl]_2$, , $(C_3\text{-}C_{10})$-cycloalkyl, $(C_1\text{-}C_{10})$-alkyl, $(C_2\text{-}C_6)$-alkenyl, $(C_2\text{-}C_6)$-alkynyl, O-$(C_1\text{-}C_6)$-alkyl, CO-$(C_1\text{-}C_6)$-alkyl, O-CO-$(C_1\text{-}C_6)$-alkyl, O-CO-$(C_1\text{-}C_6)$-aryl, PO_3H_2, SO_3H, $SO_2\text{-}NH_2$, $SO_2NH(C_1\text{-}C_6)$-alkyl, $SO_2N[(C_1\text{-}C_6)\text{-alkyl}]_2$, S-$(C_1\text{-}C_6)$-alkyl, S-$(CH_2)_n$-aryl, S-$(CH_2)_n$-heterocycle, SO-$(C_1\text{-}C_6)$-alkyl, SO-$(CH_2)_n$-aryl, SO-$(CH_2)_n$-heterocycle, SO_2-$(C_1\text{-}C_6)$-alkyl, SO_2-$(CH_2)_n$-aryl, SO_2-$(CH_2)_n$-heterocycle, SO_2-$NH(CH_2)_n$-aryl, SO_2-$NH(CH_2)_n$-heterocycle, SO_2-$N(C_1\text{-}C_6)$-alkyl)$(CH_2)_n$-aryl, SO_2-$N(C_1\text{-}C_6)$-alkyl)$(CH_2)_n$-heterocycle, SO_2-$N((CH_2)_n\text{-aryl})_2$, SO_2-$N((CH_2)_n\text{-(heterocycle)}_2$, NH-$(CH_2)_n$-aryl, NH-$(CH_2)_n$-heterocycle, $N((C_1\text{-}C_6)$-alkyl)$(CH_2)_n$-aryl, $N((C_1\text{-}C_6)$-alkyl)$(CH_2)_n$-heterocycle, $C(NH)(NH_2)$, NH_2, NH-$(C_1\text{-}C_6)$-alkyl, $N((C_1\text{-}C_6)\text{-alkyl})_2$, NH-CO-$(C_1\text{-}C_6)$-alkyl, NH-COO-$(C_1\text{-}C_6)$-alkyl, NH-CO-Aryl, NH-CO-heterocycle, NH-COO-aryl, NH-COO-heterocycle, NH-CO-NH-$(C_1\text{-}C_6)$-alkyl, NH-CO-NH-aryl, NH-CO-NH-heterocycle, aryl, O-$(CH_2)_n$-aryl, O-$(CH_2)_n$-heterocycle, where n may be 0–6, where the aryl radical or heterocyclic radical may be substituted one to three times by F, Cl, Br, I, OH, CF_3, NO_2, CN, OCF_3, O-$(C_1\text{-}C_6)$-alkyl, $(C_1\text{-}C_6)$-alkyl, NH_2, $NH(C_1\text{-}C_6)$-alkyl, $N((C_1\text{-}C_6)\text{-alkyl})_2$, $SO_2\text{-}CH_3$, COOH, $COO\text{-}(C_1\text{-}C_6)$-alkyl, $CONH_2$.

A cycloalkyl radical means a ring system which comprises one or more rings, which is saturated or partly unsaturated (having one or two double bonds) and which is composed exclusively of carbon atoms, such as, for example, cyclopropyl, cyclopentyl, cyclopentenyl, cyclohexyl or adamantyl.

The cycloalkyl radicals may be substituted one or more times by suitable groups such as, for example: F, Cl, Br, I, CF_3, OH, OCF_3, NO_2, CN, COOH, $COO(C_1\text{-}C_6)$alkyl, $CONH_2$, $CONH(C_1\text{-}C_6)$alkyl, $CON[(C_1\text{-}C_6)alkyl]_2$, , $(C_3\text{-}C_{10})$-cycloalkyl, $(C_1\text{-}C_{10})$-alkyl, $(C_2\text{-}C_6)$-alkenyl, $(C_2\text{-}C_6)$-alkynyl, O-$(C_1\text{-}C_6)$-alkyl, CO-$(C_1\text{-}C_6)$-alkyl, O-CO-$(C_1\text{-}C_6)$-alkyl, O-CO-$(C_1\text{-}C_6)$-aryl, PO_3H_2, SO_3H, $SO_2\text{-}NH_2$, $SO_2NH(C_1\text{-}C_6)$-alkyl, $SO_2N[(C_1\text{-}C_6)\text{-alkyl}]_2$, S-$(C_1\text{-}C_6)$-alkyl, S-$(CH_2)_n$-aryl, S-$(CH_2)_n$-heterocycle, SO-$(C_1\text{-}C_6)$-alkyl, SO-$(CH_2)_n$-aryl, SO-$(CH_2)_n$-heterocycle, SO_2-$(C_1\text{-}C_6)$-alkyl, SO_2-$(CH_2)_n$-aryl, SO_2-$(CH_2)_n$-heterocycle, SO_2-$NH(CH_2)_n$-aryl, SO_2-$NH(CH_2)_n$-heterocycle, SO_2-$N(C_1\text{-}C_6)$-alkyl)$(CH_2)_n$-aryl, SO_2-

$N(C_1\text{-}C_6)$-alkyl)$(CH_2)_n$-heterocycle, SO_2-N$((CH_2)_n$-aryl$)_2$, SO_2-N$((CH_2)_n$-(heterocycle$)_2$, NH-$(CH_2)_n$-aryl, NH-$(CH_2)_n$-heterocycle, N$((C_1\text{-}C_6)$-alkyl$)(CH_2)_n$-aryl, N$((C_1\text{-}C_6)$-alkyl$)(CH_2)_n$-heterocycle,

C(NH)(NH_2), NH_2, NH-$(C_1\text{-}C_6)$-alkyl, N$((C_1\text{-}C_6)$-alkyl$)_2$, NH-CO-$(C_1\text{-}C_6)$-alkyl, NH-COO-$(C_1\text{-}C_6)$-alkyl, NH-CO-aryl, NH-CO-heterocycle, NH-COO-aryl, NH-COO-heterocycle, NH-CO-NH-$(C_1\text{-}C_6)$-alkyl, NH-CO-NH-aryl, NH-CO-NH-heterocycle, aryl, O-$(CH_2)_n$-aryl, O-$(CH_2)_n$-heterocycle, where n may be 0–6, where the aryl radical or heterocyclic radical may be substituted one to three times by F, Cl, Br, I, OH, CF_3, NO_2, CN, OCF_3, O-$(C_1\text{-}C_6)$-alkyl, $(C_1\text{-}C_6)$-alkyl, NH_2, NH$(C_1\text{-}C_6)$-alkyl, N$((C_1\text{-}C_6)$-alkyl$)_2$, SO_2-CH_3, COOH, COO-$(C_1\text{-}C_6)$-alkyl, $CONH_2$.

Bicycle is a partly unsaturated bicyclic ring system having 8 to 14 ring members which has exclusively carbon atoms as ring members. Examples which may be mentioned are the tetrahydronaphthyl, alpha or beta-tetralone, indanyl or indan-1-onyl radical. Preferred bicyclic radicals are tetrahydronaphthyl and indanyl.
The bicyclic radicals may be substituted one or more times by suitable groups such as, for example: F, Cl, Br, I, CF_3, OH, OCF_3, NO_2, CN, COOH, COO$(C_1\text{-}C_6)$alkyl, $CONH_2$, CONH$(C_1\text{-}C_6)$alkyl, CON[$(C_1\text{-}C_6)$alkyl$]_2$, , $(C_3\text{-}C_{10})$-cycloalkyl, $(C_1\text{-}C_{10})$-alkyl, $(C_2\text{-}C_6)$-alkenyl, $(C_2\text{-}C_6)$-alkynyl, O-$(C_1\text{-}C_6)$-alkyl, CO-$(C_1\text{-}C_6)$-alkyl, O-CO-$(C_1\text{-}C_6)$-alkyl, O-CO-$(C_1\text{-}C_6)$-aryl,

PO_3H_2, SO_3H, SO_2-NH_2, SO_2NH$(C_1\text{-}C_6)$-alkyl, SO_2N[$(C_1\text{-}C_6)$-alkyl$]_2$, S-$(C_1\text{-}C_6)$-alkyl, S-$(CH_2)_n$-aryl, S-$(CH_2)_n$-heterocycle, SO-$(C_1\text{-}C_6)$-alkyl, SO-$(CH_2)_n$-aryl, SO-$(CH_2)_n$-heterocycle, SO_2-$(C_1\text{-}C_6)$-alkyl, SO_2-$(CH_2)_n$-aryl, SO_2-$(CH_2)_n$-heterocycle, SO_2-NH$(CH_2)_n$-aryl, SO_2-NH$(CH_2)_n$-heterocycle, SO_2-N$(C_1\text{-}C_6)$-alkyl$)(CH_2)_n$-aryl, SO_2-N$(C_1\text{-}C_6)$-alkyl$)(CH_2)_n$-heterocycle, SO_2-N$((CH_2)_n$-aryl$)_2$, SO_2-N$((CH_2)_n$-(heterocycle$)_2$, NH-$(CH_2)_n$-aryl, NH-$(CH_2)_n$-heterocycle, N$((C_1\text{-}C_6)$-alkyl$)(CH_2)_n$-aryl, N$((C_1\text{-}C_6)$-alkyl$)(CH_2)_n$-heterocycle,

C(NH)(NH_2), NH_2, NH-$(C_1\text{-}C_6)$-alkyl, N$((C_1\text{-}C_6)$-alkyl$)_2$, NH-CO-$(C_1\text{-}C_6)$-alkyl, NH-COO-$(C_1\text{-}C_6)$-alkyl, NH-CO-aryl, NH-CO-heterocycle, NH-COO-aryl, NH-COO-heterocycle, NH-CO-NH-$(C_1\text{-}C_6)$-alkyl, NH-CO-NH-aryl, NH-CO-NH-heterocycle, aryl, O-$(CH_2)_n$-aryl, O-$(CH_2)_n$-heterocycle, where n may be 0–6, where the aryl radical or heterocyclic radical may be substituted one to three times by F, Cl, Br, I,

OH, CF_3, NO_2, CN, OCF_3, O-(C_1-C_6)-alkyl, (C_1-C_6)-alkyl, NH_2, NH(C_1-C_6)-alkyl, N((C_1-C_6)-alkyl)$_2$, SO_2-CH_3, COOH, COO-(C_1-C_6)-alkyl, $CONH_2$.

Pharmaceutically acceptable salts are, because their solubility in water is greater than that of the initial or basic compounds, particularly suitable for medical applications. These salts must have a pharmaceutically acceptable anion or cation. Suitable pharmaceutically acceptable acid addition salts of the compounds of the invention are salts of inorganic acids such as hydrochloric acid, hydrobromic, phosphoric, metaphosphoric, nitric and sulfuric acid, and of organic acids such as, for example, acetic acid, benzenesulfonic, benzoic, citric, ethanesulfonic, fumaric, gluconic, glycolic, isethionic, lactic, lactobionic, maleic, malic, methanesulfonic, succinic, p-toluenesulfonic and tartaric acid. Suitable pharmaceutically acceptable basic salts are ammonium salts, alkali metal salts (such as sodium and potassium salts) and alkaline earth metal salts (such as magnesium and calcium salts) and salts of trometamol (2-amino-2-hydroxymethyl-1,3-propanediol), diethanolamine, lysine or ethylenediamine.

Salts with a pharmaceutically unacceptable anion such as, for example, trifluoroacetate likewise belong within the framework of the invention as useful intermediates for the preparation or purification of pharmaceutically acceptable salts and/or for use in nontherapeutic, for example in vitro, applications.

The term "physiologically functional derivative" used herein refers to any physiologically tolerated derivative of a compound of the invention of the formula I, for example an ester, which on administration to a mammal such as, for example, a human is able to form (directly or indirectly) a compound of the formula I or an active metabolite thereof.

Physiologically functional derivatives also include prodrugs of the compounds of the invention as, for example, described in H. Okada et al., Chem. Pharm. Bull. 1994, 42, 57-61. Such prodrugs can be metabolized in vivo to a compound of the invention. These prodrugs may themselves be active or not.

The compounds of the invention may also exist in various polymorphous forms, for example as amorphous and crystalline polymorphous forms. All polymorphous forms of the compounds of the invention belong within the framework of the invention and are a further aspect of the invention.

All references to "compound(s) of formula I" hereinafter refer to compound(s) of the formula I as described above, and their salts, solvates and physiologically functional derivatives as described herein.

Use

The compounds of the invention of the formula I have a surprising inhibitory effect on endothelial lipase (EL). The preferred substrate for EL is HDL, which has antiatherosclerotic activity. A reduction in the HDL level leads to progression of atherosclerosis and its sequelae such as metabolic syndrome and coronary heart disease. An inhibition of EL should thus lead to prevention of atherosclerotic disorders.

The compounds of the invention of the formula I may also have an inhibitory effect on triglyceride lipase.

It has further been found that the inhibitory effect of the compounds of the invention of the formula I is selective in relation to other lipases such as, for example, hormone-sensitive lipase (HSL).

Compounds of this type are particularly suitable for the treatment and/or prevention of

1. - Disorders of fatty acid metabolism and glucose utilization disorders
2. Disorders of the insulin sensitivity of myo-, adipo- and hepatocytes (insulin resistance)-metabolic syndrome
3. Diabetes mellitus, especially type 2 diabetes, including the prevention of the sequelae associated therewith

   Particular aspects in this connection are

   - hyperglycemia,
   - improvement in insulin resistance,

- improvement in glucose tolerance,
- protection of the pancreatic ß cells
- prevention of macro- and microvascular disorders

4. Dyslipidemias and their sequelae such as, for example, atherosclerosis, coronary heart disease, cerebrovascular disorders etc., especially those (but not restricted thereto) which are characterized by one or more of the following factors:
   - high plasma triglyceride concentrations, high postprandial plasma triglyceride concentrations,
   - low HDL cholesterol concentration
   - low apoA lipoprotein concentrations
   - high LDL cholesterol concentrations
   - small dense LDL cholesterol particles
   - high apoB lipoprotein concentrations

5. Various other conditions which may be associated with the metabolic syndrome, such as:
   - obesity (excess weight), including central obesity
   - thromboses, hypercoagulable and prothrombotic stages (arterial and venous)
   - high blood pressure
   - heart failure such as, for example (but not restricted thereto), following myocardial infarction, hypertensive heart disease or cardiomyopathy

6. Other disorders or conditions in which inflammatory reactions or cell differentiation is for example involved are:
   - atherosclerosis such as, for example (but not restricted thereto), coronary sclerosis including angina pectoris or myocardial infarction, stroke
   - vascular restenosis or reocclusion
   - chronic inflammatory bowel diseases such as, for example, Crohn's disease and ulcerative colitis
   - pancreatitis
   - other inflammatory conditions
   - retinopathy

- adipose cell tumors
- adipose cell carcinomas such as, for example, liposarcomas
- solid tumors and neoplasms such as, for example (but not restricted thereto), carcinomas of the gastrointestinal tract, of the liver, of the biliary tract and of the pancreas, endocrine tumors, carcinomas of the lungs, of the kidneys and the urinary tract, of the genital tract, prostate carcinomas etc.
- acute and chronic myeloproliferative disorders and lymphomas
- angiogenesis
- neurodegenerative disorders
- Alzheimer's disease
- multiple sclerosis
- Parkinson's disease
- erythemato-squamous dermatoses such as, for example, psoriasis
- acne vulgaris
- other skin disorders and dermatological conditions which are modulated by PPAR
- eczemas and neurodermatitis
- dermatitis such as, for example, seborrheic dermatitis or photodermatitis
- keratitis and keratoses such as, for example, seborrheic keratoses, senile keratoses, actinic keratosis, photo-induced keratoses or keratosis follicularis
- keloids and keloid prophylaxis
- warts, including condylomata or condylomata acuminata
- human papilloma viral (HPV) infections such as, for example, venereal papillomata, viral warts such as, for example, molluscum contagiosum, leukoplakia
- papular dermatoses such as, for example, lichen planus
- skin cancer such as, for example, basal-cell carcinomas, melanomas or cutaneous T-cell lymphomas
- localized benign epidermal tumors such as, for example, keratoderma, epidermal naevi
- chilblains
- high blood pressure
- syndrome X

- polycystic ovary syndrome (PCOS)
- asthma
- osteoarthritis
- lupus erythematosus (LE) or inflammatory rheumatic disorders such as, for example, rheumatoid arthritis
- vasculitis
- wasting (cachexia)
- gout
- ischemia/reperfusion syndrome
- acute respiratory distress syndrome (ARDS)

Formulations

The amount of a compound of the invention necessary to achieve the desired biological effect depends on a number of factors, for example the specific compound chosen, the intended use, the mode of administration and the clinical condition of the patient. The daily dose is generally in the range from 0.3 mg to 100 mg (typically from 3 mg to 50 mg) per day and per kilogram of bodyweight, for example 3-10 mg/kg/day. An intravenous dose may be, for example, in the range from 0.3 mg to 1.0 mg/kg, which can suitably be administered as infusion of 10 ng to 100 ng per kilogram and per minute. Suitable infusion solutions for these purposes may contain, for example, from 0.1 ng to 10 mg, typically from 1 ng to 10 mg, per milliliter. Single doses may contain, for example, from 1 mg to 10 g of the active ingredient. Thus, ampoules for injections may contain, for example, from 1 mg to 100 mg, and single-dose formulations which can be administered orally, such as, for example, tablets or capsules, may contain, for example, from 0.05 to 1000 mg, typically from 0.5 to 600 mg. For the therapy of the abovementioned conditions, the compounds of formula I may be used as the compound itself, but they are preferably in the form of a pharmaceutical composition with an acceptable carrier. The carrier must, of course, be acceptable in the sense that it is compatible with the other ingredients of the composition and is not harmful for the patient's health. The carrier may be a solid or a liquid or both and is preferably formulated with the compound as a single dose,

for example as a tablet, which may contain from 0.05% to 95% by weight of the active ingredient. Other pharmaceutically active substances may likewise be present, including other compounds of the invention. The pharmaceutical compositions of the invention can be produced by one of the known pharmaceutical methods, which essentially consist of mixing the ingredients with pharmacologically acceptable carriers and/or excipients.

Pharmaceutical compositions of the invention are those suitable for oral, rectal, topical, peroral (for example sublingual) and parenteral (for example subcutaneous, intramuscular, intradermal or intravenous) administration, although the most suitable mode of administration depends in each individual case on the nature and severity of the condition to be treated and on the nature of the compound of formula I used in each case. Coated formulations and coated slow-release formulations also belong within the framework of the invention. Preference is given to acid- and gastric juice-resistant formulations. Suitable coatings resistant to gastric juice comprise cellulose acetate phthalate, polyvinyl acetate phthalate, hydroxypropylmethylcellulose phthalate and anionic polymers of methacrylic acid and methyl methacrylate.

Suitable pharmaceutical preparations for oral administration may be in the form of separate units such as, for example, capsules, cachets, suckable tablets or tablets, each of which contain a defined amount of the compound of formula I; as powders or granules; as solution or suspension in an aqueous or nonaqueous liquid; or as an oil-in-water or water-in-oil emulsion. These compositions may, as already mentioned, be prepared by any suitable pharmaceutical method which includes a step in which the active ingredient and the carrier (which may consist of one or more additional ingredients) are brought into contact. The compositions are generally produced by uniform and homogeneous mixing of the active ingredient with a liquid and/or finely divided solid carrier, after which the product is shaped if necessary. Thus, for example, a tablet can be produced by compressing or molding a powder or granules of the compound, where appropriate with one or more additional ingredients. Compressed tablets can be produced by tableting the compound in free-flowing form such as, for example, a powder or granules, where appropriate mixed with a binder, glidant, inert diluent and/or one (or more) surface-active/dispersing agent(s) in a

suitable machine. Molded tablets can be produced by molding the compound, which is in powder form and is moistened with an inert liquid diluent, in a suitable machine.

Pharmaceutical compositions which are suitable for peroral (sublingual) administration comprise suckable tablets which contain a compound of formula I with a flavoring, normally sucrose and gum arabic or tragacanth, and pastilles which comprise the compound in an inert base such as gelatin and glycerol or sucrose and gum arabic.

Pharmaceutical compositions suitable for parenteral administration comprise preferably sterile aqueous preparations of a compound of formula I, which are preferably isotonic with the blood of the intended recipient. These preparations are preferably administered intravenously, although administration may also take place by subcutaneous, intramuscular or intradermal injection. These preparations can preferably be produced by mixing the compound with water and making the resulting solution sterile and isotonic with blood. Injectable compositions of the invention generally contain from 0.1 to 5% by weight of the active compound.

Pharmaceutical compositions suitable for rectal administration are preferably in the form of single-dose suppositories. These can be produced by mixing a compound of formula I with one or more conventional solid carriers, for example cocoa butter, and shaping the resulting mixture.

Pharmaceutical compositions suitable for topical use on the skin are preferably in the form of ointment, cream, lotion, paste, spray, aerosol or oil. Carriers which can be used are petrolatum, lanolin, polyethylene glycols, alcohols and combinations of two or more of these substances. The active ingredient is generally present in a concentration of from 0.1 to 15% by weight of the composition, for example from 0.5 to 2%.

Transdermal administration is also possible. Pharmaceutical compositions suitable for transdermal uses can be in the form of single patches which are suitable for long-term close contact with the patient's epidermis. Such patches suitably contain the

active ingredient in an aqueous solution which is buffered where appropriate, dissolved and/or dispersed in an adhesive or dispersed in a polymer. A suitable active ingredient concentration is about 1% to 35%, preferably about 3% to 15%. A particular possibility is for the active ingredient to be released by electrotransport or iontophoresis as described, for example, in Pharmaceutical Research, 2(6): 318 (1986).

The compounds of the formula I are distinguished by favorable effects on metabolic disorders. They beneficially influence lipid and sugar metabolism, in particular they lower the triglyceride level and are suitable for the prevention and treatment of type II diabetes and arteriosclerosis and the diverse sequelae thereof.

Combinations with other medicaments

The compounds of the invention can be administered alone or in combination with one or more further pharmacologically active ingredients. In particular, the compounds of the invention can be administered with active ingredients which have a similar pharmacological effect to themselves. For example, they can be administered in combination with active ingredients which have favorable effects on metabolic disturbances or disorders frequently associated therewith. Examples of such medicaments are

1. medicaments which lower blood glucose, antidiabetics,
2. active ingredients for the treatment of dyslipidemias,
3. antiatherosclerotic medicaments,
4. antiobesity agents,
5. antiinflammatory active ingredients
6. active ingredients for the treatment of malignant tumors
7. antithrombotic active ingredients
8. active ingredients for the treatment of high blood pressure
9. active ingredients for the treatment of heart failure and
10. active ingredients for the treatment and/or prevention of complications caused by diabetes or associated with diabetes

11. active ingredients for the treatment of neurodegenerative diseases
12. active ingredients for the treatment of diseases of the central nervous system
13. active ingredients for the treatment of dependence on drugs, nicotine and alcohol
14. analgesics

They can be combined with the compounds of the invention of the formula I in particular for a synergistic improvement in the effect. Administration of the active ingredient combination can take place either by separate administration of the active ingredients to the patient or in the form of combination products in which a plurality of active ingredients are present in one pharmaceutical preparation.

Further active ingredients particularly suitable for the combination products are: All antidiabetics which are mentioned in the Rote Liste 2006, chapter 12; all weight-reducing agents/appetite suppressants which are mentioned in the Rote Liste 2006, chapter 1; all lipid-lowering agents which are mentioned in the Rote Liste 2006, chapter 58. They can be combined with the compound of the invention of the formula I in particular for a synergistic improvement in the effect. Administration of the active ingredient combination can take place either by separate administration of the active ingredients to the patient or in the form of combination products in which a plurality of active ingredients are present in one pharmaceutical preparation. Most of the active ingredients mentioned hereinafter are disclosed in the USP Dictionary of USAN and International Drug Names, US Pharmacopeia, Rockville 2001.

Antidiabetics include insulin and insulin derivatives such as, for example, Lantus® (see www.lantus.com) or HMR 1964 or those described in WO 2005/005477 (Novo Nordisk), fast-acting insulins (see US 6,221,633), inhalable insulins such as, for example, Exubera ® or oral insulins such as, for example, IN-105 (Nobex) or Oral-lyn™ (Generex Biotechnology), GLP-1-derivatives such as, for example, exenatide, liraglutide or those which have been disclosed in WO 98/08871 or WO 2005/027978 of Novo Nordisk A/S, in WO 01/04156 of Zealand or in WO 00/34331 of Beaufour-Ipsen, Pramlintide Acetate (Symlin; Amylin Pharmaceuticals), and orally effective hypoglycemic active ingredients.

The active ingredients include preferably
sulfonylureas,
biguanides,
meglitinides,
oxadiazolidinediones,
thiazolidinediones,
glucosidase inhibitors,
inhibitors of glycogen phosphorylase,
glucagon antagonists,
glucokinase activators,
inhibitors of fructose-1,6-bisphosphatase,
modulators of glucose transporter 4 (GLUT4),
inhibitors of glutamine-fructose-6-phosphate amidotransferase (GFAT),
GLP-1 agonists,
potassium channel openers such as, for example, those which have been disclosed in WO 97/26265 and WO 99/03861 of Novo Nordisk A/S,
inhibitors of dipeptidylpeptidase IV (DPP-IV),
insulin sensitizers,
inhibitors of liver enzymes involved in stimulating gluconeogenesis and/or glycogenolysis,
modulators of glucose uptake, of glucose transport and of glucose reabsorption,
inhibitors of 11ß-HSD1,
inhibitors of protein tyrosine phosphatase 1B (PTP1B),
modulators of the sodium-dependent glucose transporter 1 or 2 (SGLT1, SGLT2),
compounds which alter lipid metabolism such as antihyperlipidemic active ingredients and antilipidemic active ingredients,
compounds which reduce food intake,
compounds which increase thermogenesis,
PPAR and RXR modulators and
active ingredients which act on the ATP-dependent potassium channel of the beta cells.

In one embodiment of the invention, the compound of the formula I is administered in combination with an HMGCoA reductase inhibitor such as simvastatin, fluvastatin, pravastatin, lovastatin, atorvastatin, cerivastatin, rosuvastatin or L-659699.

In one embodiment of the invention, the compound of the formula I is administered in combination with a cholesterol absorption inhibitor such as, for example, ezetimibe, tiqueside, pamaqueside, FM-VP4 (sitostanol/campesterol ascorbyl phosphate; Forbes Medi-Tech, WO 2005/042692), MD-0727 (Microbia Inc., WO 2005/021497) or with compounds as described in WO 2002/066464 (Kotobuki Pharmaceutical Co. Ltd.), WO 2005/062824 (Merck & Co.) or WO 2005/061451 and WO 2005/061452 (AstraZeneca AB).

In one embodiment of the invention, the compound of the formula I is administered in combination with a PPAR gamma agonist such as, for example, rosiglitazone, pioglitazone, JTT-501, GI 262570, R-483 or CS-011 (rivoglitazone).

In one embodiment of the invention, the compound of the formula I is administered in combination with a PPAR alpha agonist such as, for example, GW9578, GW-590735, K-111, LY-674, KRP-101 or DRF-10945.

In one embodiment of the invention, the compound of the formula I is administered in combination with a mixed PPAR alpha/gamma agonist such as, for example, muraglitazar, tesaglitazar, naveglitazar, LY-510929, ONO-5129, E-3030 or as described in WO 00/64888, WO 00/64876, WO 03/020269, WO 2004/075891, WO 2004/076402, WO 2004/075815, WO 2004/076447, WO 2004/076428, WO 2004/076401, WO 2004/076426, WO 2004/076427, WO 2006/018118, WO 2006/018115, and WO 2006/018116 or in J.P. Berger et al., TRENDS in Pharmacological Sciences 28(5), 244-251, 2005.

In one embodiment of the invention, the compound of the formula I is administered in combination with a PPAR delta agonist such as, for example, GW-501516, or as described in WO 2005/097762, WO 2005/097786, WO2005/097763, WO 2006/029699.

In one embodiment of the invention, the compound of the formula I is administered in combination with metaglidasen or with MBX-2044 or other partial PPAR gamma agonists/antagonists.

In one embodiment of the invention, the compound of the formula I is administered in combination with a fibrate such as, for example, fenofibrate, clofibrate or bezafibrate.

In one embodiment of the invention, the compound of the formula I is administered in combination with an MTP inhibitor such as, for example, implitapide, BMS-201038, R-103757 or those described in WO 2005/085226.

In one embodiment of the invention, the compound of the formula I is administered in combination with a CETP inhibitor such as, for example, torcetrapib or JTT-705.

In one embodiment of the invention, the compound of the formula I is administered in combination with a bile acid absorption inhibitor (see, for example, US 6,245,744, US 6,221,897 or WO 00/61568), such as, for example, HMR 1741 or those as described in DE 10 2005 033099.1 and DE 10 2005 033100.9.

In one embodiment of the invention, the compound of the formula I is administered in combination with a polymeric bile acid adsorbent such as, for example, cholestyramine or colesevelam.

In one embodiment of the invention, the compound of the formula I is administered in combination with an LDL receptor inducer (see US 6,342,512), such as, for example, HMR1171, HMR1586 or those as described in WO 2005/097738.

In one embodiment, the compound of the formula I is administered in combination with Omacor® (Omega-3 fatty acids; highly concentrated ethyl esters of eicosapentaenoic acid and of docosahexaenoic acid).

In one embodiment of the invention, the compound of the formula I is administered in combination with an ACAT inhibitor such as, for example, avasimibe.

In one embodiment of the invention, the compound of the formula I is administered in combination with an antioxidant such as, for example, OPC-14117, probucol, tocopherol, ascorbic acid, ß-carotene or selenium.

In one embodiment of the invention, the compound of the formula I is administered in combination with a vitamin such as, for example, vitamin B6 or vitamin B12.

In one embodiment of the invention, the compound of the formula I is administered in combination with a lipoprotein lipase modulator such as, for example, ibrolipim (NO-1886).

In one embodiment of the invention, the compound of the formula I is administered in combination with an ATP citrate lyase inhibitor such as, for example, SB-204990.

In one embodiment of the invention, the compound of the formula I is administered in combination with a squalene synthetase inhibitor such as, for example, BMS-188494 or as described in WO 2005/077907.

In one embodiment of the invention, the compound of the formula I is administered in combination with a lipoprotein(a) antagonist such as, for example, gemcabene (CI-1027).

In one embodiment of the invention, the compound of the formula I is administered in combination with an HM74A receptor agonist such as, for example, nicotinic acid.

In one embodiment of the invention, the compound of the formula I is administered in combination with a lipase inhibitor such as, for example, orlistat or cetilistat (ATL-962).

In one embodiment of the invention, the compound of the formula I is administered in combination with insulin.

In one embodiment of the invention, the compound of the formula I is administered in combination with a sulfonylurea such as, for example, tolbutamide, glibenclamide, glipizide or glimepiride.

In one embodiment of the invention, the compound of the formula I is administered in combination with a biguanide such as, for example, metformin.

In another embodiment of the invention, the compound of the formula I is administered in combination with a meglitinide such as, for example, repaglinide or nateglinide.

In one embodiment of the invention, the compound of the formula I is administered in combination with a thiazolidinedione such as, for example, troglitazone, ciglitazone, pioglitazone, rosiglitazone or the compounds disclosed in WO 97/41097 of Dr. Reddy's Research Foundation, in particular 5-[[4-[(3,4-dihydro-3-methyl-4-oxo-2-quinazolinylmethoxy]phenyl]methyl]-2,4-thiazolidinedione.

In one embodiment of the invention, the compound of the formula I is administered in combination with an α-glucosidase inhibitor such as, for example, miglitol or acarbose.

In one embodiment of the invention, the compound of the formula I is administered in combination with an active ingredient which acts on the ATP-dependent potassium channel of the beta cells, such as, for example, tolbutamide, glibenclamide, glipizide, glimepiride or repaglinide.

In one embodiment of the invention, the compound of the formula I is administered in combination with more than one of the aforementioned compounds, e.g. in combination with a sulfonylurea and metformin, a sulfonylurea and acarbose,

repaglinide and metformin, insulin and a sulfonylurea, insulin and metformin, insulin and troglitazone, insulin and lovastatin, etc.

In one embodiment of the invention, the compound of the formula I is administered in combination with an inhibitor of glycogen phosphorylase, such as, for example, PSN-357 or FR-258900 or those as described in WO 2003/084922, WO 2004/007455, WO 2005/073229-31 or WO 2005/067932.

In one embodiment of the invention, the compound of the formula I is administered in combination with glucagon receptor antagonists such as, for example, A-770077, NNC-25-2504 or as described in WO 2004/100875 or WO 2005/065680.

In one embodiment of the invention, the compound of the formula I is administered in combination with activators of glucokinase, such as, for example, RO-4389620, LY-2121260 (WO 2004/063179), PSN-105, PSN-110, GKA-50 or those as are described for example by Prosidion in WO 2004/072031, WO 2004/072066, WO 05/103021 or WO 06/016178, by Roche in WO 00/058293, WO 00/183465, WO 00/183478, WO 00/185706, WO 00/185707, WO 01/044216, GB 02385328, WO 02/008209, WO 02/014312, WO 02/46173, WO 02/48106, DE 10259786, WO 03/095438, US 04067939 or WO 04/052869, by Novo Nordisk in EP 1532980, WO 03/055482, WO 04/002481, WO 05/049019, WO 05/066145 or WO 05/123132, by Merck/Banyu in WO 03/080585, WO 03/097824, WO 04/081001, WO 05/063738 or WO 05/090332, by Eli Lilly in WO 04/063194, or by Astra Zeneca in WO 01/020327, WO 03/000262, WO 03/000267, WO 03/015774, WO 04/045614, WO 04/046139, WO 05/044801, WO 05/054200, WO 05/054233, WO 05/056530, WO 05/080359, WO 05/080360 or WO 05/121110.

In one embodiment of the invention, the compound of the formula I is administered in combination with an inhibitor of gluconeogenesis, such as, for example, FR-225654.

In one embodiment of the invention, the compound of the formula I is administered in combination with inhibitors of fructose-1,6-bisphosphatase (FBPase), such as, for example, CS-917.

In one embodiment of the invention, the compound of the formula I is administered in combination with modulators of glucose transporter 4 (GLUT4), such as, for example, KST-48 (D.-O. Lee et al.: Arzneim.-Forsch. Drug Res. 54 (12), 835 (2004)).

In one embodiment of the invention, the compound of the formula I is administered in combination with inhibitors of glutamine-fructose-6-phosphate amidotransferase (GFAT), as are described for example in WO 2004/101528.

In one embodiment of the invention, the compound of the formula I is administered in combination with inhibitors of dipeptidylpeptidase IV (DPP-IV), such as, for example, vildagliptin (LAF-237), sitagliptin (MK-0431), saxagliptin (BMS-477118), GSK-823093, PSN-9301, SYR-322, SYR-619, TA-6666, TS-021, GRC-8200, GW-825964X or as are described in WO 2003/074500, WO 2003/106456, WO 2004/50658, WO 2005/058901, WO 2005/012312, WO 2005/012308, PCT/EP2005/007821, PCT/EP2005/008005, PCT/EP2005/008002, PCT/EP2005/008004, PCT/EP2005/008283, DE 10 2005 012874.2 or DE 10 2005 012873.4.

In one embodiment of the invention, the compound of the formula I is administered in combination with inhibitors of 11-beta-hydroxysteroid dehydrogenase 1 (11ß-HSD1), such as, for example, BVT-2733 or those as are described for example in WO 2001/90090-94, WO 2003/43999, WO 2004/112782, WO 2003/44000, WO 2003/44009, WO 2004/112779, WO 2004/113310, WO 2004/103980, WO 2004/112784, WO 2003/065983, WO 2003/104207, WO 2003/104208, WO 2004/106294, WO 2004/011410, WO 2004/033427, WO 2004/041264, WO 2004/037251, WO 2004/056744, WO 2004/065351, WO 2004/089367, WO 2004/089380, WO 2004/089470-71, WO 2004/089896, WO 2005/016877 or WO 2005/097759.

In one embodiment of the invention, the compound of the formula I is administered in combination with inhibitors of protein tyrosine phosphatase 1B (PTP1B), as are described for example in WO 2001/19830-31, WO 2001/17516, WO 2004/506446,

WO 2005/012295, PCT/EP2005/005311, PCT/EP2005/005321, PCT/EP2005/007151, PCT/EP2005/01294 or DE 10 2004 060542.4.

In one embodiment of the invention, the compound of the formula I is administered in combination with modulators of the sodium-dependent glucose transporter 1 or 2 (SGLT1, SGLT2), such as, for example, KGA-2727, T-1095 and SGL-0010 or as are described for example in WO 2004/007517, WO 2004/52903, WO 2004/52902, WO 2005/121161, WO 2005/085237, JP2004359630 or by A. L. Handlon in Expert Opin. Ther. Patents (2005) 15(11), 1531-1540.

In one embodiment of the invention, the compound of the formula I is administered in combination with inhibitors of hormone-sensitive lipase (HSL) as described for example in WO 01/17981, WO 01/66531, WO 2004/035550, WO 2005/073199 or WO 03/051842.

In one embodiment of the invention, the compound of the formula I is administered in combination with inhibitors of acetyl-CoA carboxylase (ACC), such as, for example, those as described in WO 1999/46262, WO 2003/72197, WO 2003/072197 or WO 2005/044814.

In one embodiment of the invention, the compound of the formula I is administered in combination with an inhibitor of phosphoenolpyruvate carboxykinase (PEPCK), such as, for example, those as described in WO 2004/074288.

In one embodiment of the invention, the compound of the formula I is administered in combination with an inhibitor of glycogen synthase kinase 3 beta (GSK-3 beta), as described for example in US2005222220, WO 2004/046117, WO 2005/085230, WO 2005/111018, WO 2003/078403, WO 2004/022544, WO 2003/106410, WO 2005/058908, US2005038023, WO 2005/009997, US2005026984, WO 2005/000836, WO 2004/106343, EP1460075, WO 2004/014910, WO 2003/076442, WO 2005/087727 or WO 2004/046117.

In one embodiment of the invention, the compound of the formula I is administered in combination with an inhibitor of protein kinase C beta (PKC beta), such as, for example, ruboxistaurin.

In one embodiment of the invention, the compound of the formula I is administered in combination with an endothelin A receptor antagonist such as, for example, avosentan (SPP-301).

In one embodiment of the invention, the compound of the formula I is administered in combination with inhibitors of "I-kappaB kinase" (IKK inhibitors), as are described for example in WO 2001/000610, WO 2001/030774, WO 2004/022553 or WO 2005/097129.

In one embodiment of the invention, the compound of the formula I is administered in combination with modulators of the glucocorticoid receptor, like those described for example in WO 2005/090336.

In a further embodiment of the invention, the compound of the formula I is administered in combination with CART modulators (see "Cocaine-amphetamine-regulated transcript influences energy metabolism, anxiety and gastric emptying in mice" Asakawa, A. et al.: Hormone and Metabolic Research (2001), 33(9), 554-558); NPY antagonists such as, for example, naphthalene-1-sulfonic acid {4-[(4-amino-quinazolin-2-ylamino)methyl]cyclohexylmethyl}amide hydrochloride (CGP 71683A); peptide YY 3-36 (PYY3-36) or analogous compounds, such as, for example, CJC-1682 (PYY3-36 conjugated with human serum albumin via Cys34), CJC-1643 (derivative of PYY3-36 which conjugates in vivo to serum albumin) or those as are described in WO 2005/080424;
cannabinoid receptor 1 antagonists such as, for example, rimonabant, SR147778 or those as are described for example in EP 0656354, WO 00/15609, WO 02/076949, WO 2005/080345, WO 2005/080328, WO 2005/080343, WO 2005/075450, WO 2005/080357, WO 2001/70700, WO 2003/026647-48, WO 2003/02776, WO 2003/040107, WO 2003/007887, WO 2003/027069, US 6,509,367, WO 2001/32663, WO 2003/086288, WO 2003/087037, WO 2004/048317,

WO 2004/058145, WO 2003/084930, WO 2003/084943, WO 2004/058744, WO 2004/013120, WO 2004/029204, WO 2004/035566, WO 2004/058249, WO 2004/058255, WO 2004/058727, WO 2004/069838, US20040214837, US20040214855, US20040214856, WO 2004/096209, WO 2004/096763, WO 2004/096794, WO 2005/000809, WO 2004/099157, US20040266845, WO 2004/110453, WO 2004/108728, WO 2004/000817, WO 2005/000820, US20050009870, WO 2005/00974, WO 2004/111033-34, WO 2004/11038-39, WO 2005/016286, WO 2005/007111, WO 2005/007628, US20050054679, WO 2005/027837, WO 2005/028456, WO 2005/063761-62, WO 2005/061509 or WO 2005/077897;

MC4 agonists (e.g. 1-amino-1,2,3,4-tetrahydronaphthalene-2-carboxylic acid [2-(3a-benzyl-2-methyl-3-oxo-2,3,3a,4,6,7-hexahydropyrazolo[4,3-c]pyridin-5-yl)-1-(4-chlorophenyl)-2-oxoethyl]amide; (WO 01/91752)) or LB53280, LB53279, LB53278 or THIQ, MB243, RY764, CHIR-785, PT-141 or those as are described in WO 2005/060985, WO 2005/009950, WO 2004/087159, WO 2004/078717, WO 2004/078716, WO 2004/024720, US20050124652, WO 2005/051391, WO 2004/112793, WOUS20050222014, US20050176728, US20050164914, US20050124636, US20050130988, US20040167201, WO 2004/005324, WO 2004/037797, WO 2005/042516, WO 2005/040109, WO 2005/030797, US20040224901, WO 2005/01921, WO 2005/09184, WO 2005/000339, EP1460069, WO 2005/047253, WO 2005/047251, EP1538159, WO 2004/072076, WO 2004/072077 or WO 2006/024390;

orexin receptor antagonists (e.g. 1-(2-methylbenzoxazol-6-yl)-3-[1,5]naphthyridin-4-ylurea hydrochloride (SB-334867-A) or those as are described for example in WO 2001/96302, WO 2001/85693, WO 2004/085403 or WO 2005/075458);

histamine H3 receptor agonists (e.g. 3-cyclohexyl-1-(4,4-dimethyl-1,4,6,7-tetrahydro-imidazo[4,5-c]pyridin-5-yl)propan-1-one oxalic acid salt (WO 00/63208) or those as are described in WO 2000/64884, WO 2005/082893);

CRF antagonists (e.g. [2-methyl-9-(2,4,6-trimethylphenyl)-9H-1,3,9-triazafluoroen-4-yl]dipropylamine (WO 00/66585));

CRF BP antagonists (e.g. urocortin);

urocortin agonists;

β3 agonists (such as, for example, 1-(4-chloro-3-methanesulfonylmethylphenyl)-2-[2-(2,3-dimethyl-1H-indol-6-yloxy)ethylamino]ethanol hydrochloride (WO 01/83451));

MSH (melanocyte-stimulating hormone) agonists;

MCH (melanin-concentrating hormone) receptor antagonists (such as, for example, NBI-845, A-761, A-665798, A-798, ATC-0175, T-226296, T-71, GW-803430 or compounds such as are described in WO 2003/15769, WO 2005/085200, WO 2005/019240, WO 2004/011438, WO 2004/012648, WO 2003/015769, WO 2004/072025, WO 2005/070898, WO 2005/070925, WO 2006/018280, WO 2006/018279, WO 2004/039780, WO 2003/033476, WO 2002/006245, WO 2002/002744, WO 2003/004027 or FR2868780);

CCK-A agonists (such as, for example, {2-[4-(4-chloro-2,5-dimethoxyphenyl)-5-(2-cyclohexylethyl)thiazol-2-ylcarbamoyl]-5,7-dimethylindol-1-yl}acetic acid trifluoroacetic acid salt (WO 99/15525), SR-146131 (WO 0244150) or SSR-125180);

serotonin reuptake inhibitors (e.g. dexfenfluramine);

mixed serotoninergic and noradrenergic compounds (e.g. WO 00/71549);

5-HT receptor agonists, e.g. 1-(3-ethylbenzofuran-7-yl)piperazine oxalic acid salt (WO 01/09111);

5-HT2C receptor agonists (such as, for example, APD-356, BVT-933 or those as are described in WO 2000/77010, WO 2007/7001-02, WO 2005/019180, WO 2003/064423, WO 2002/42304 or WO 2005/082859);

5-HT6 receptor antagonists as are described for example in WO 2005/058858;

bombesin receptor agonists (BRS-3 agonists);

galanin receptor antagonists;

growth hormone (e.g. human growth hormone or AOD-9604);

growth hormone releasing compounds (tertiary butyl 6-benzyloxy-1-(2-diisopropyl-aminoethylcarbamoyl)-3,4-dihydro-1H-isoquinoline-2-carboxylate (WO 01/85695));

growth hormone secretagogue receptor antagonists (ghrelin antagonists) such as, for example, A-778193 or those as are described in WO 2005/030734;

TRH agonists (see, for example, EP 0 462 884);

uncoupling protein 2 or 3 modulators;

leptin agonists (see, for example, Lee, Daniel W.; Leinung, Matthew C.; Rozhavskaya-Arena, Marina; Grasso, Patricia. Leptin agonists as a potential approach to the treatment of obesity. Drugs of the Future (2001), 26(9), 873-881);

DA agonists (bromocriptine or Doprexin);
lipase/amylase inhibitors (like those described for example in WO 00/40569);
inhibitors of diacylglycerol O-acyltransferases (DGATs) as described for example in US2004/0224997, WO 2004/094618, WO 2000/58491, WO 2005/044250, WO 2005/072740, JP2005206492 or WO 2005/013907;
inhibitors of fatty acid synthase (FAS) such as, for example, C75 or those as described in WO 2004/005277;
oxyntomodulin;
oleoyl-estrone

or thyroid hormone receptor agonists such as, for example: KB-2115 or those as described in WO 2005/8279, WO 2001/72692, WO 2001/94293, WO 2003/084915, WO 2004/018421 or WO 2005/092316.

In one embodiment of the invention, the further active ingredient is leptin; see, for example, "Perspectives in the therapeutic use of leptin", Salvador, Javier; Gomez-Ambrosi, Javier; Fruhbeck, Gema, Expert Opinion on Pharmacotherapy (2001), 2(10), 1615-1622.

In one embodiment of the invention, the further active ingredient is dexamphetamine or amphetamine.

In one embodiment of the invention, the further active ingredient is fenfluramine or dexfenfluramine.

In another embodiment of the invention, the further active ingredient is sibutramine.

In one embodiment of the invention, the further active ingredient is mazindole or phentermine.

In one embodiment of the invention, the compound of the formula I is administered in combination with bulking agents, preferably insoluble bulking agents (see, for example, Carob/Caromax® (Zunft H J; et al., Carob pulp preparation for treatment of

hypercholesterolemia, ADVANCES IN THERAPY (2001 Sep-Oct), 18(5), 230-6)). Caromax is a carob-containing product from Nutrinova, Nutrition Specialties & Food Ingredients GmbH, Industriepark Hoechst, 65926 Frankfurt/Main. Combination with Caromax® is possible in one preparation or by separate administration of compounds of the formula I and Caromax®. Caromax® can in this connection also be administered in the form of food products such as, for example, in bakery products or muesli bars.

In one embodiment of the invention, the compound of the formula I is administered in combination with PDE inhibitors (phosphodiesterase), like those described for example in WO 2003/077949 or WO 2005/012485.

In one embodiment of the invention, the compound of the formula I is administered in combination with NAR-1 (nicotinic acid receptor) agonists like those described for example in WO 2004/094429.

In one embodiment of the invention, the compound of the formula I is administered in combination with CB2 (cannabinoid receptor) agonists like those described for example in US2005/143448.

In one embodiment of the invention, the compound of the formula I is administered in combination with histamine 1 agonists like those described for example in WO 2005/101979.

In one embodiment of the invention, the compound of the formula I is administered in combination with bupropion as described in WO 2006/017504.

In one embodiment of the invention, the compound of the formula I is administered in combination with opioid antagonists like those described for example in WO 2005/107806 or WO 2004/094429.

In one embodiment of the invention, the compound of the formula I is administered in combination with neutral endopeptidase inhibitors like those described for example in

WO 2002/02513, WO 2002/06492, WO 2002/040008, WO 2002/040022 or WO 2002/047670.

In one embodiment of the invention, the compound of the formula I is administered in combination with NPY inhibitors (neuropeptide Y) like those described for example in WO 2002/047670.

In one embodiment of the invention, the compound of the formula I is administered in combination with sodium/hydrogen exchange inhibitors like those described for example in WO 2003/092694.

In one embodiment of the invention, the compound of the formula I is administered in combination with modulators of the glucocorticoid receptor like those described for example in WO 2005/090336.

In one embodiment of the invention, the compound of the formula I is administered in combination with nicotine receptor agonists like those described for example in WO 2004/094429.

In one embodiment of the invention, the compound of the formula I is administered in combination with NRIs (norepinephrine reuptake inhibitors) like those described for example in WO 2002/053140.

In one embodiment of the invention, the compound of the formula I is administered in combination with MOA (E-beta-methoxyacrylate) such as, for example, segeline or like those described for example in WO 2002/053140.

In one embodiment of the invention, the compound of the formula I is administered in combination with antithrombotic active ingredients such as, for example, clopidrogel.

It will be appreciated that every suitable combination of the compounds of the invention with one or more of the aforementioned compounds and optionally one or

more other pharmacologically active substances is regarded as falling within the protection conferred by the present invention.

Some of the formulae for the development codes mentioned above are detailed hereinafter.

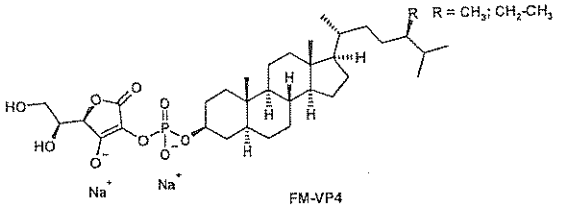

FM-VP4

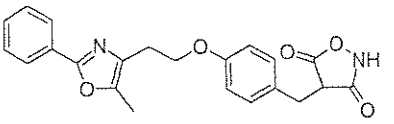

JTT-501

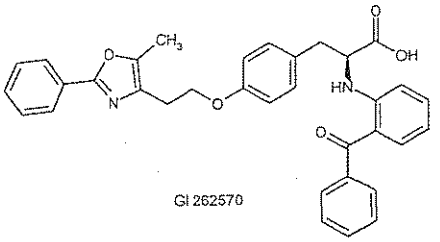

GI 262570

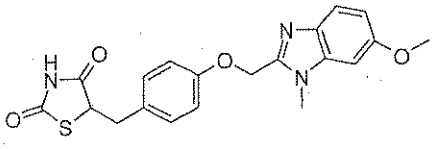

CS-011
Rivoglitazone

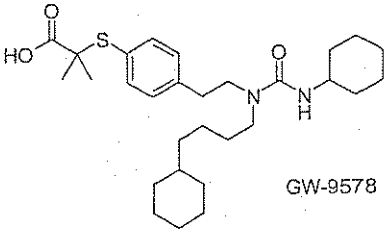

GW-9578

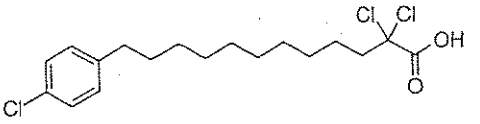

K-111

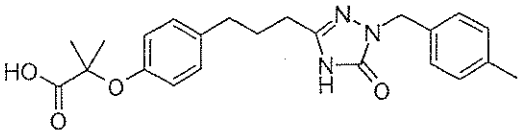

LY-674

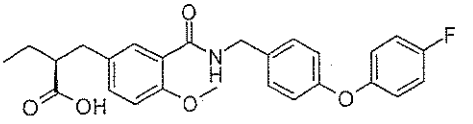

KRP-101

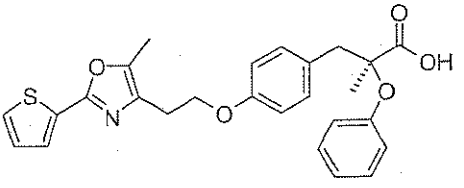

LY-510929

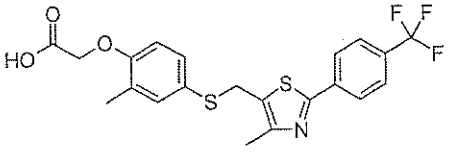

GW-501516

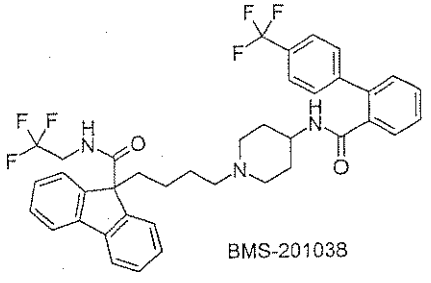

BMS-201038

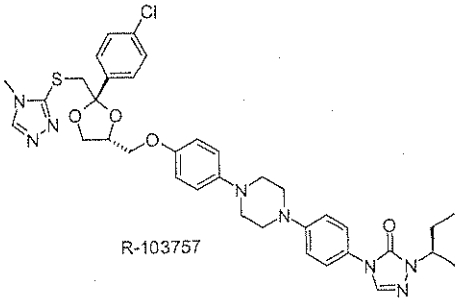

R-103757

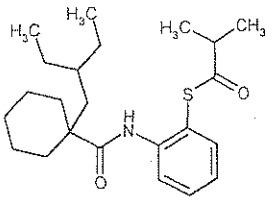

JTT-705

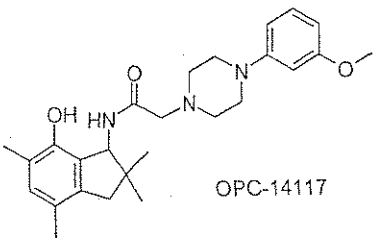

OPC-14117

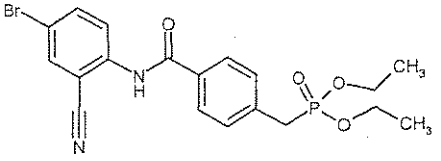

NO-1886

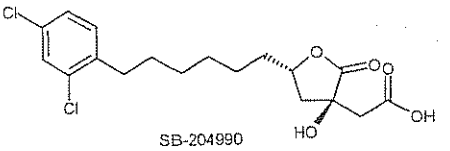

SB-204990

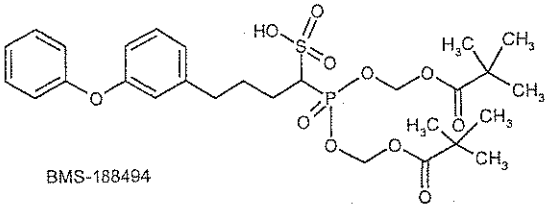

BMS-188494

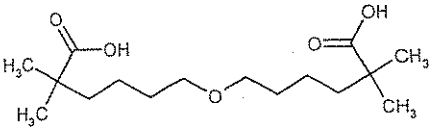

CI-1027

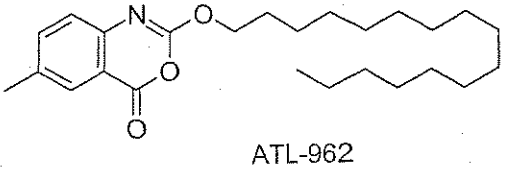

ATL-962

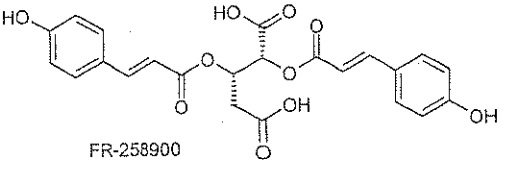

FR-258900

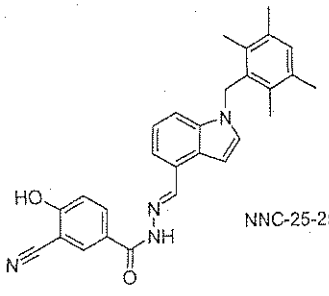

NNC-25-2504

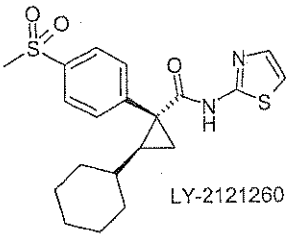

LY-2121260

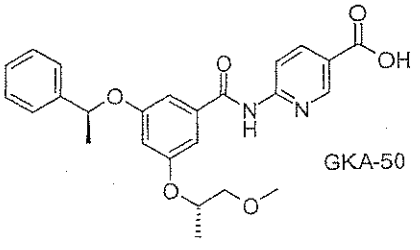

GKA-50

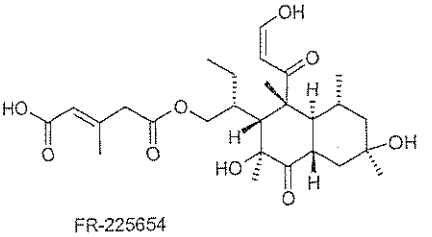

FR-225654

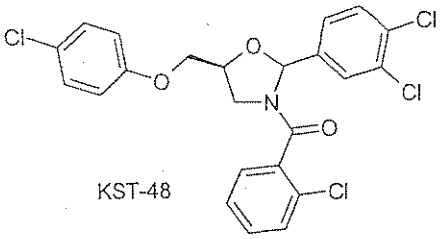

KST-48

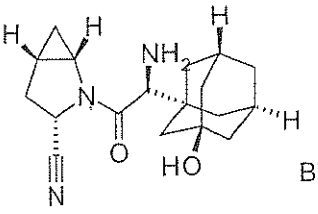

BMS-477118

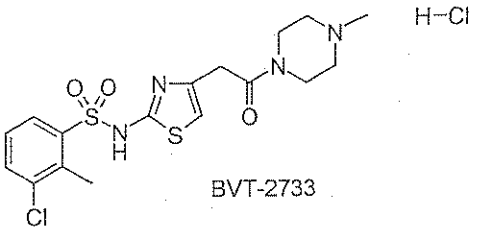

BVT-2733

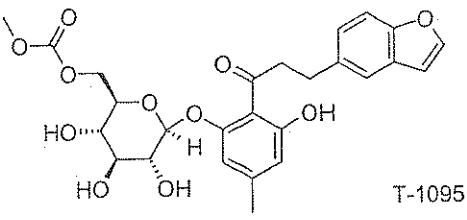

T-1095

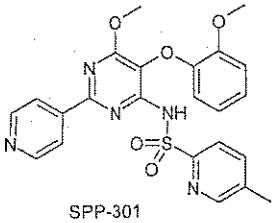

SPP-301

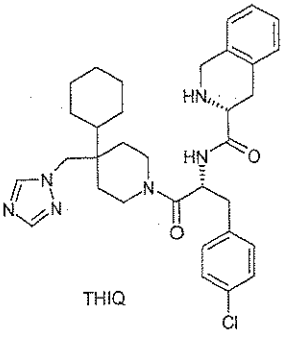

THIQ

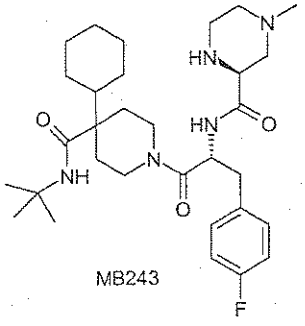

MB243

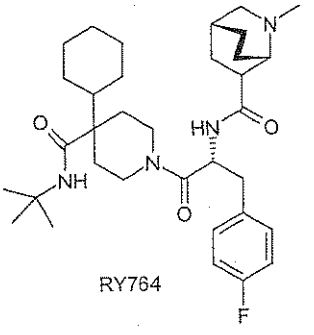

RY764

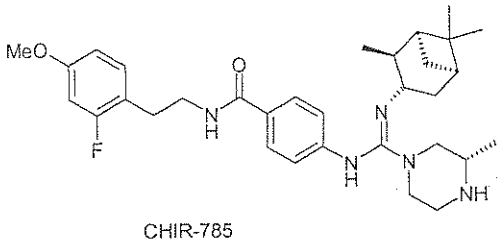

CHIR-785

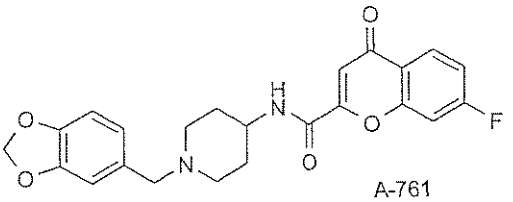

A-761

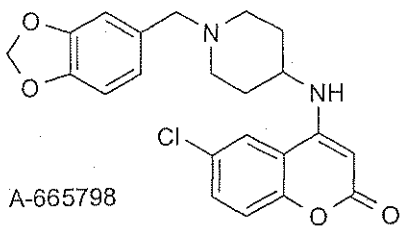

A-665798

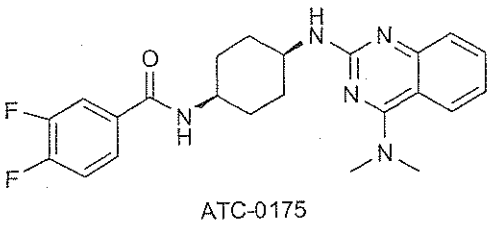

ATC-0175

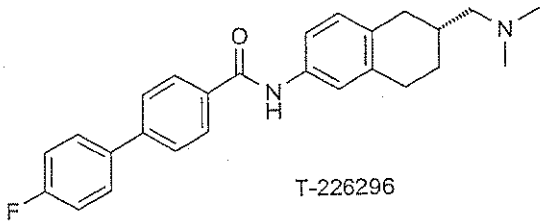

T-226296

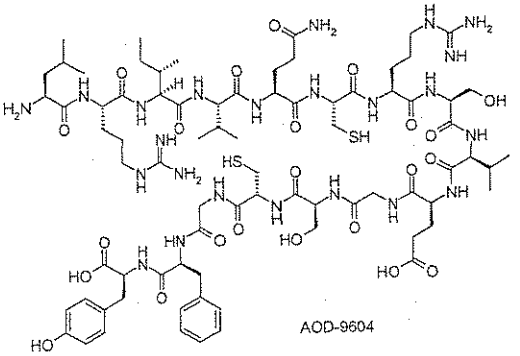

AOD-9604

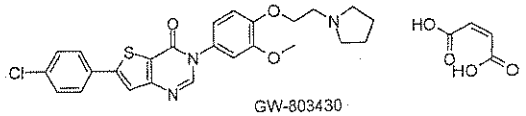

GW-803430

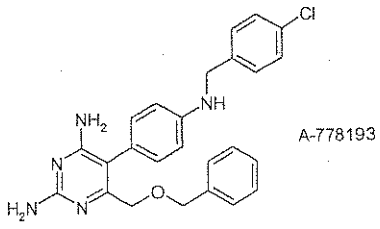

A-778193

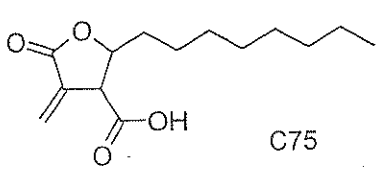

C75

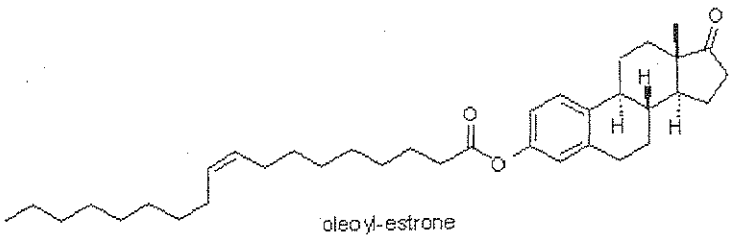

oleoyl-estrone

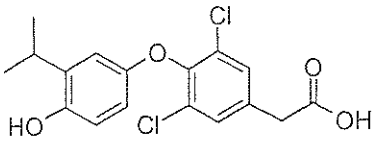

KB-2115

The activity of the compounds of the invention of the formula I was tested in the following enzyme assay system:

EL inhibition assay:

Endothelial lipase is released as secretory protein in high concentration into cell culture medium (conditioned medium) by recombinant cell lines (CHO, HEK293). This is employed as enzyme solution after concentration.

The phospholipase-specific substrate 1,2-bis(4,4-difluoro-5,7-dimethyl-4-bora-3a,4a-diaza-*s*-indacene-3-undecanoyl)-*sn*-glycero-3-phosphocholine, (manufacturer Molecular Probes) is used to characterize the enzymatic activity of endothelial lipase and the effect of inhibitors. Hydrolysis of the A1 ester linkage of this phospholipid by the enzyme liberates the fluorescent dye Bodipy which can be detected after separation by thin-layer chromatography on an HPTLC plate (silica gel 60, Merck) or directly in the reaction vessel by measuring the fluorescence.

The substrate solution is prepared by taking up 100 µg of 1,2-bis(4,4-difluoro-5,7-dimethyl-4-bora-3a,4a-diaza-*s*-indacene-3-undecanoyl)-*sn*-glycero-3-phosphocholine (manufacturer Molecular Probes), 2.4 mg of tripalmitin (Sigma) and 7.9 mg of DOP – choline (1,2-dioleoyl-sn-glycero-3-phosphocholine) in 393 µl of chloroform and then transferring 157 µl into a fresh reaction vessel. After evaporation of the solvent, the lipid mixture is dissolved in 4 ml of 200 mM TRIS-HCl, 150 mM sodium chloride, pH = 7.4, by sonication twice. The subsequent enzymic reaction takes place at 37°C for 60 minutes. For this purpose, 45 µl of the substrate solution are incubated with 1 µl of inhibitor of appropriate concentration (dissolved in DMSO, pure DMSO solution is used as control) and 5 µl of enzyme solution (conditioned

medium). Then 3 µl of the assay mixture are loaded onto an HPTLC plate (silica gel 60, Merck), and the liberated fluorescent dye is separated for detection with an eluent (diethyl ether:petroleum benzine:acetic acid [78:22:1]). After evaporation of the eluent, the plate is read in a fluorescence scanner. An increased release of the fluorescent dye in the uninhibited reaction is to be observed as a measure of the enzymic activity.

The enzymatic activity is reduced as a function of the inhibitor concentration used, and the inhibitor concentration at which a half-maximum enzymic activity is observed is called IC_{50}.

In this assay, the compounds of the examples showed the following IC_{50} values:

Example	IC_{50} [µM] EL
1	0.02
9	0.08
10	0.51
15	0.52
23	0.031
28	0.44
36	0.71
55 + 56	0.01*
59 + 60	0.169*
67 + 68	0.061*
75 + 76	0.052*
81 + 82	0.036*
89 + 90	0.015*
113 + 114	0.087*
135 + 136	0.127*
147 + 148	0.028*

*IC_{50} values of a mixture of the indicated regioisomers

Preparation processes

The compounds of the invention of the formula I are prepared by methods known per se, e.g. by acylation of substituted or unsubstituted benzotriazole derivatives II with carbamoyl chlorides III (method A), or in two stages by reacting benzotriazole derivatives II with phosgene or equivalents such as trichloromethyl chlorocarbonate, ditrichloromethyl carbonate or 4-nitrophenyl chloroformate and further reaction of the resulting benzotriazolecarboxylic acid derivative with amines IV (method B). It is likewise possible for the benzotriazole derivatives II also to be reacted with the appropriate isocyanates V R1-N=C=O (method C).

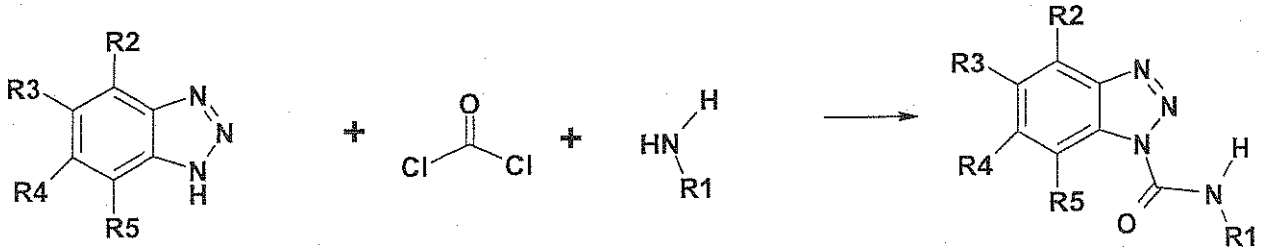

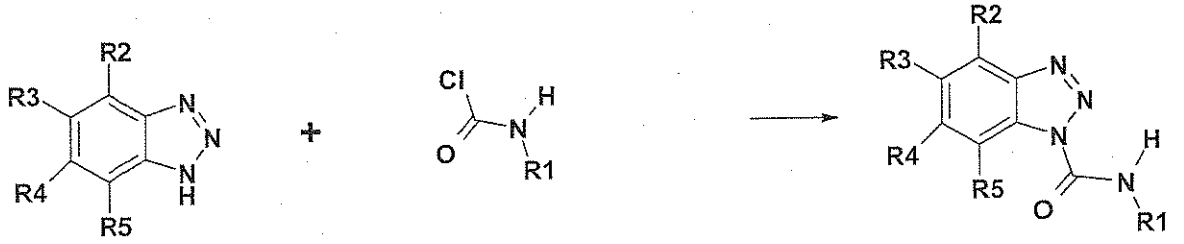

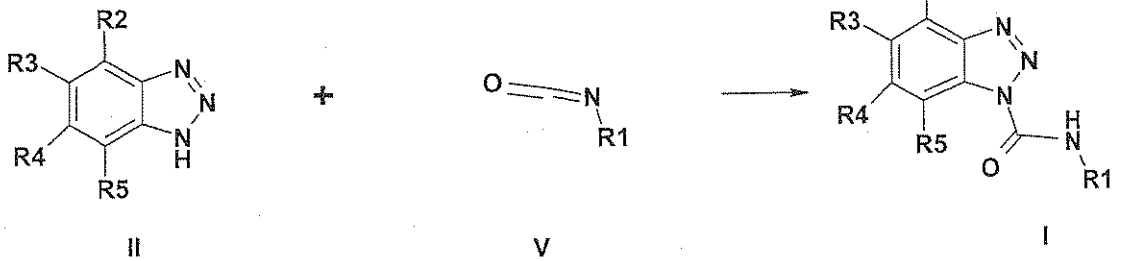

Since acids are usually liberated in these reactions, it is advisable to add bases such as pyridine, triethylamine, sodium hydroxide solution or alkali metal carbonates for expedition. The reactions can be carried out in wide temperature ranges. It has usually proved to be advantageous to operate at from 0°C to the boiling point of the solvent used. Examples of solvents employed are methylene chloride, THF, DMF, toluene, ethyl acetate, n-heptane, dioxane, diethyl ether or pyridine. If anhydrous conditions are used, strong bases such as lithium hydride, sodium hydride or potassium tert-butoxide in aprotic solvents such as THF or DMF have also proved suitable.

The benzotriazole derivatives employed as starting compounds II are commercially available or can be prepared by processes known from the literature (e.g. C. Flouzat, Y. Bresson, A. Mattio, J. Bonnet, G. Guillaumet J:Med.Chem 1993, 36, 497-503; F. Mutterer, C.D. Weis, J. Het. Chem. 1976, 13, 1103-1104; K. Bowden, G. Crank, W.J. Ross, J. Chem. Soc. 1968, 172-185).

The examples detailed below serve to illustrate the invention without, however, restricting it.

Examples

Method A:

A solution of the appropriate carbamoyl chloride (1 mmol) in dichloromethane (10 mL) is added to a solution of 2 mmol of 1H-benzotriazole in pyridine (5 mL) and dichloromethane (10 mL). The reaction mixture is stirred at RT for 16 h, then mixed with EtOAc (15 mL) and filtered through silica gel, and the filtrate is concentrated. The product is purified by preparative HPLC and freeze dried.

Method B:

a) Preparation of a benzotriazole-1-carbonyl chloride solution

A solution of benzotriazole (6 g, 50.4 mmol) and triethylamine (7 mL) in THF (100 mL) is added dropwise to a phosgene solution (20% in toluene; 90 mL; 182 mmol) while cooling in ice. The ice bath is removed and the solution is then stirred at

RT for 2 h. The solvent is distilled off and the residue is taken up in pyridine to a total volume of 25 mL.

b) Reaction of the benzotriazolecarbonyl chlorides to give the corresponding benzotriazole-1-carboxamides.

In each case 10 amines (2 mmol) are dissolved in pyridine (5 mL). The mixtures are incubated with benzotriazole-1-carbonyl chloride solution (1 mL, ~ 2 mmol) and stirred at RT for 16 h. The solvent is distilled off, the residues are taken up in EtOAc and filtered through silica gel, and the filtrates are concentrated to dryness in vacuo. The crude products are purified by flash chromatography or preparative HPLC. The product is obtained as a mixture of the regioisomers when R2 is not identical to R5 and R3 is not identical to R4, which can be separated by known methods, in particular chromatographic methods.

The following compounds were preferably prepared by method B:
(The compounds were identified by mass spectrometry and NMR spectroscopy).

Example	Compound	Mw
1	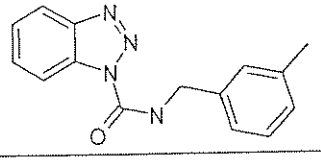	266.31
2	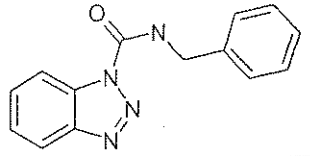	252.28
3	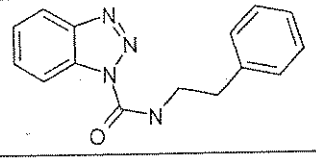	266.31
4	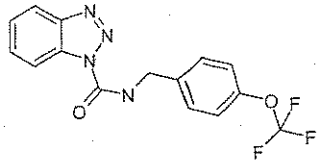	336.28
5	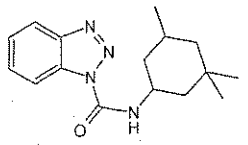	286.38
6	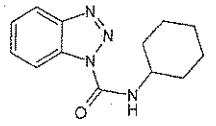	244.30
7	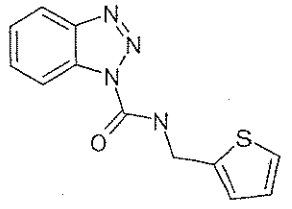	258.30
8	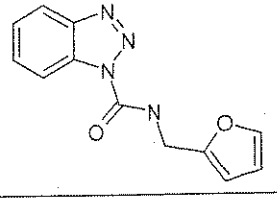	242.24
9	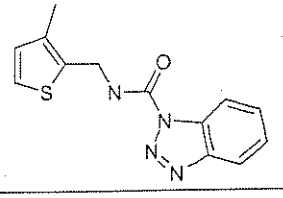	272.33

Example	Compound	Mw
10	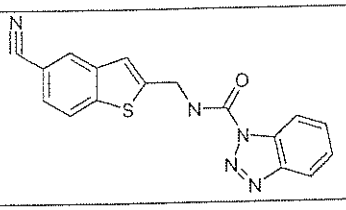	333.37
11	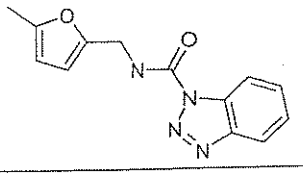	256.27
12	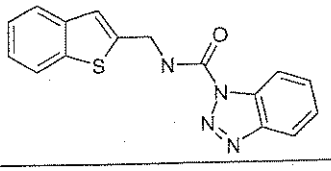	308.36
13	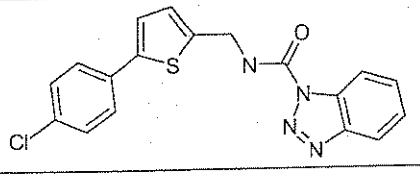	368.85
14	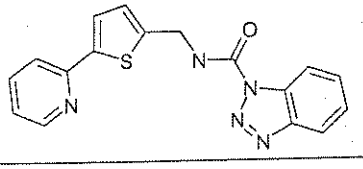	335.39
15	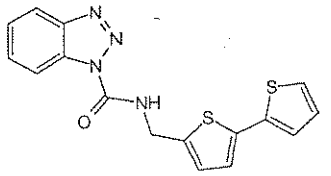	340.43
16	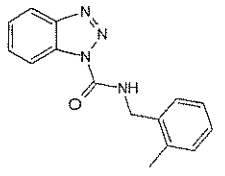	266.31
17	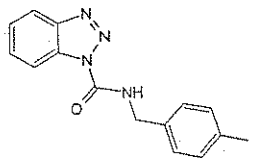	266.31
18	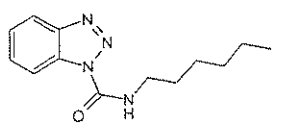	246.31

Example	Compound	Mw
19	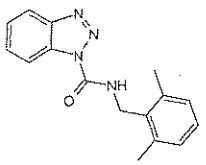	280.33
20	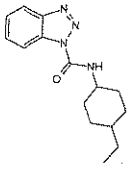	272.35
21	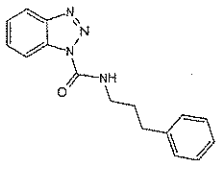	280.33
22	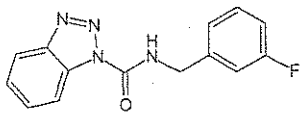	270.27
23	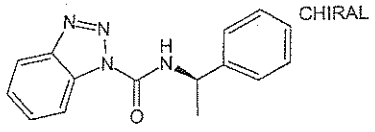 CHIRAL	266.31
24	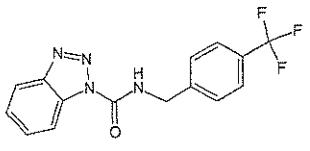	320.28
25	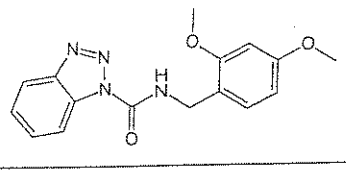	312.33
26	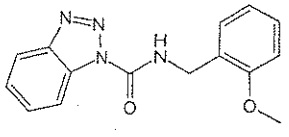	282.30
27	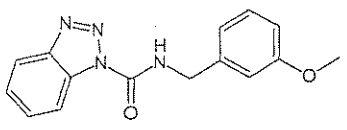	282.30

Example	Compound	Mw
28	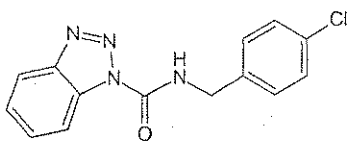	286.72
29	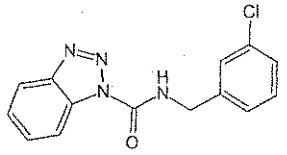	286.72
30	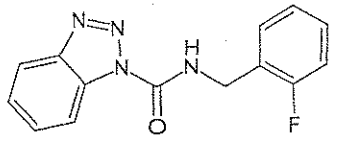	270.27
31	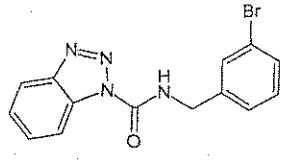	331.17
32	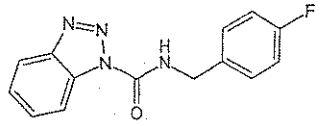	270.27
33	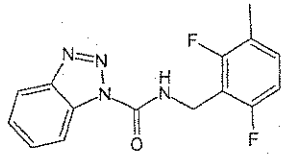	302.29
34	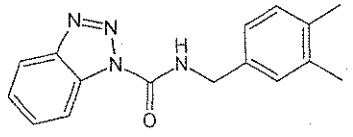	280.33
35	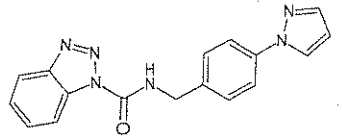	318.34
36	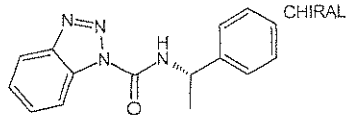	266.31

Example	Compound	Mw
37	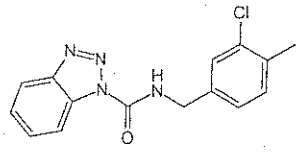	300.75
38	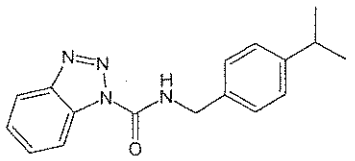	294.36
39	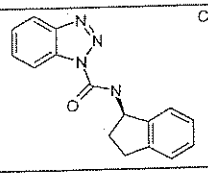 Chiral	278.32
40	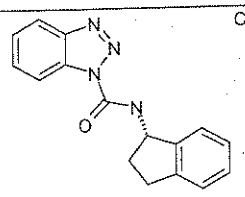 Chiral	278.32

Example	Compound	Mw
41	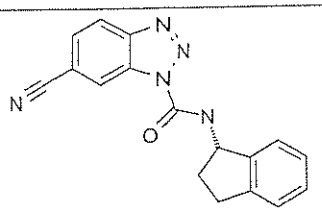	303.33
42	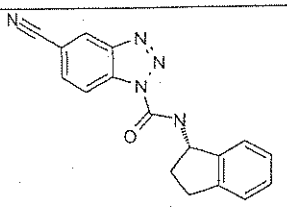	303.33
43	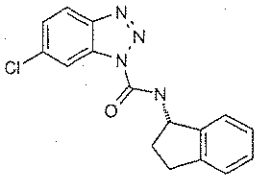	312.76
44	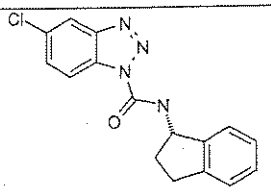	312.76
45	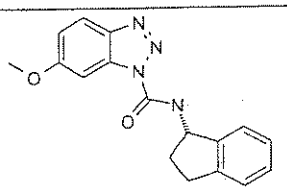	308.34
46	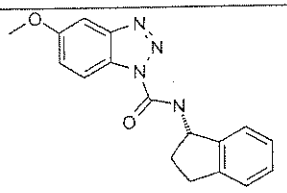	308.34

Example	Compound	Mw
47	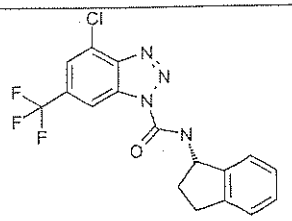	380.76
48	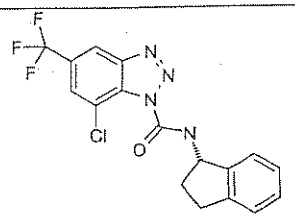	380.76
49	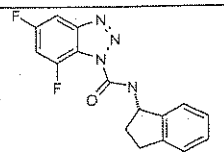	314.30
50	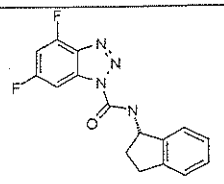	314.30
51	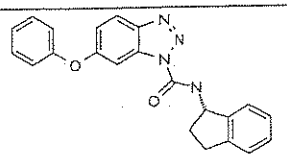	370.41
52	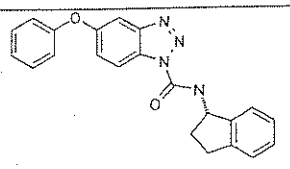	370.41

Example	Compound	Mw
53	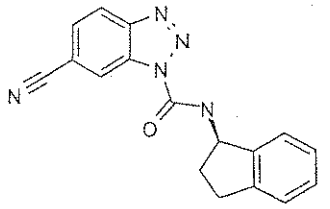	303.33
54	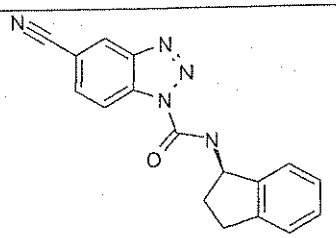	303.33
55	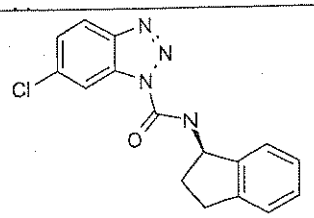	312.76
56	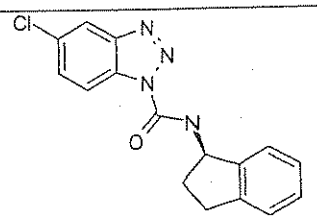	312.76
57	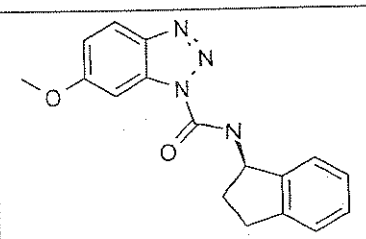	308.34
58	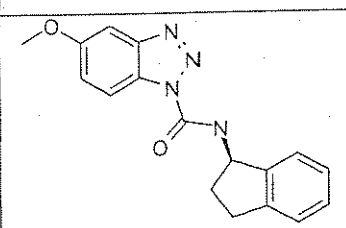	308.34

Example	Compound	Mw
59	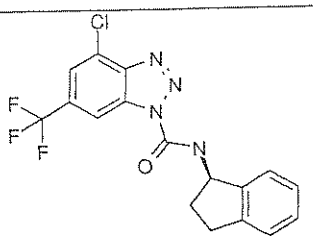	380.76
60	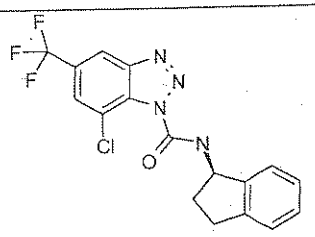	380.76
61	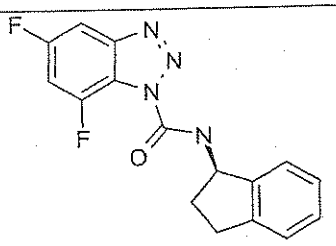	314.30
62	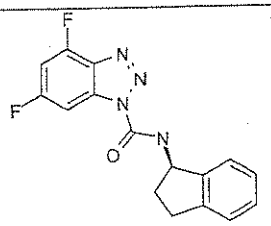	314.30
63	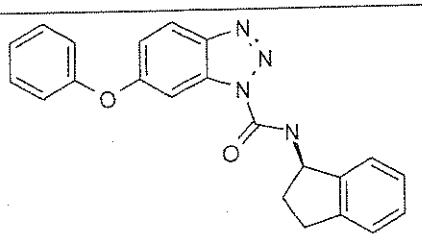	370.41
64	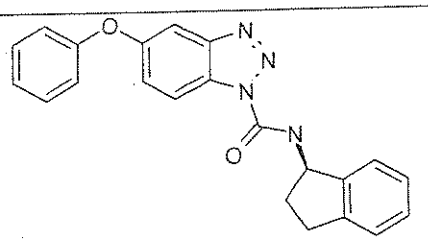	370.41

Example	Compound	Mw
65	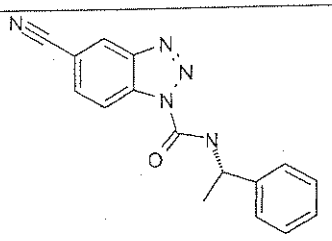	291.31
66	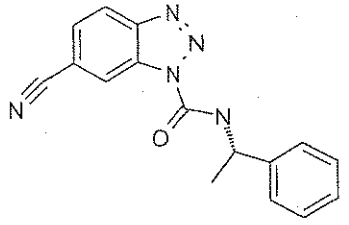	291.31
67	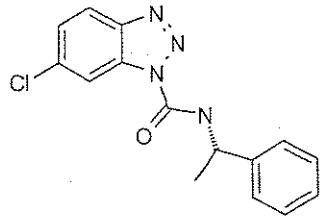	300.75
68	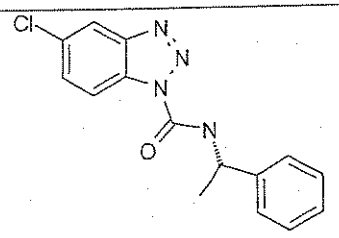	300.75
69	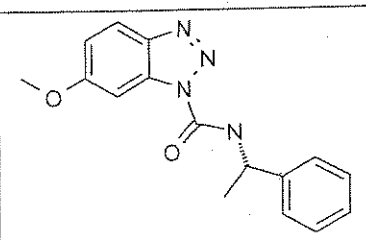	296.33
70	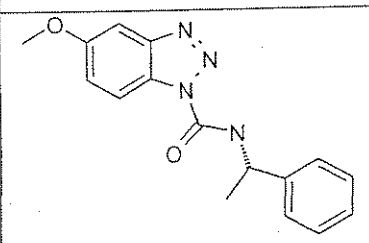	296.33

Example	Compound	Mw
71	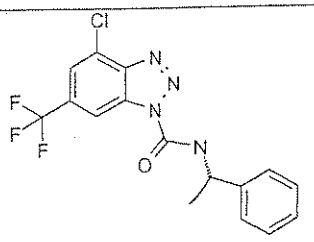	368.75
72	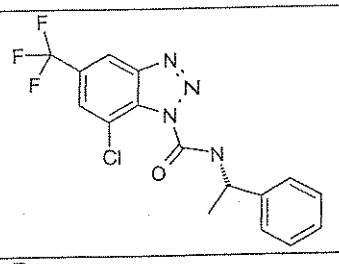	368.75
73	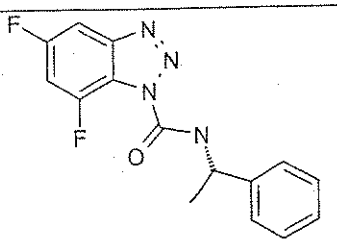	302.29
74	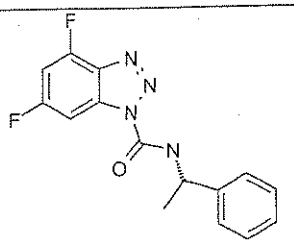	302.29
75	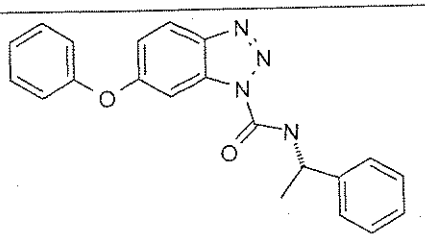	358.40
76	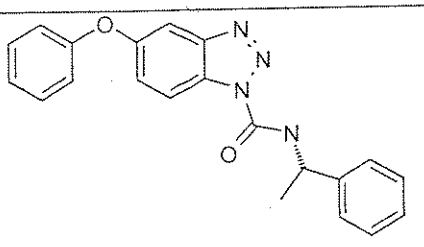	358.40

Example	Compound	Mw
77	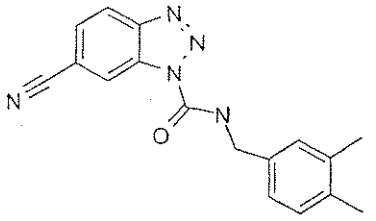	305.34
78	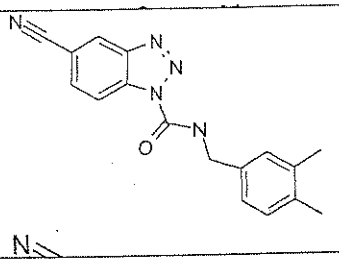	305.34
79	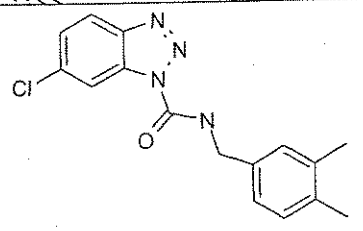	314.78
80	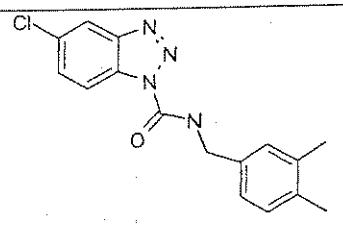	314.78
81	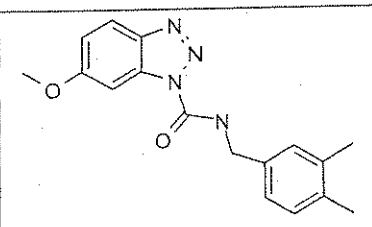	310.36
82	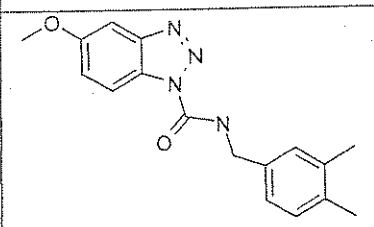	310.36

Example	Compound	Mw
83	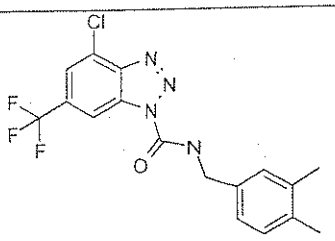	382.78
84	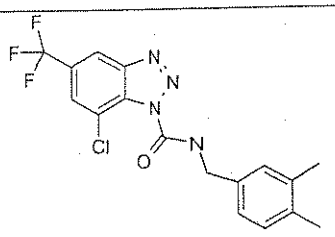	382.78
85	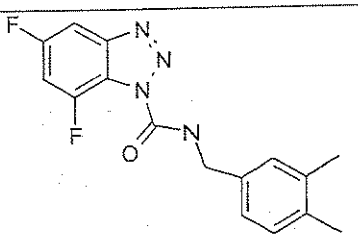	316.31
86	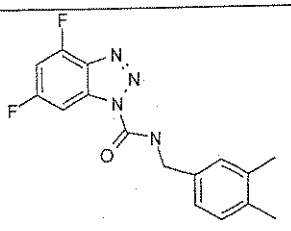	316.31
87	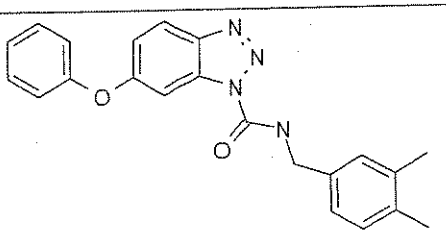	372.43
88	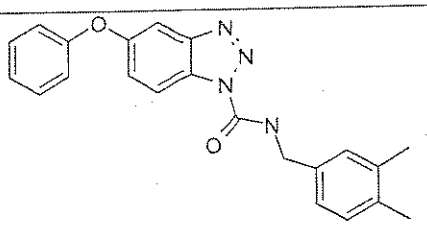	372.43

Example	Compound	Mw
89	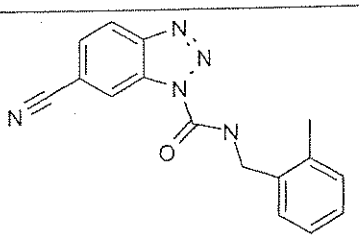	291.31
90	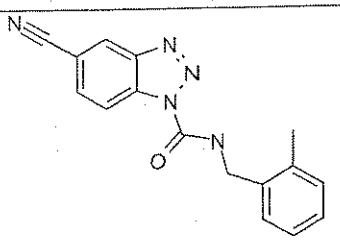	291.31
91	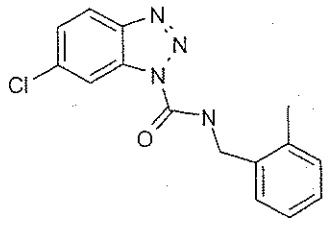	300.75
92	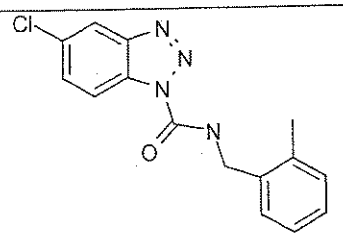	300.75
93	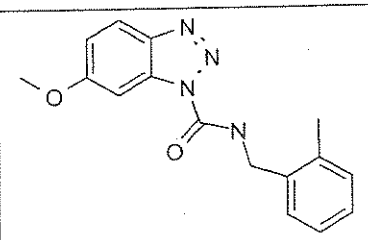	296.33
94	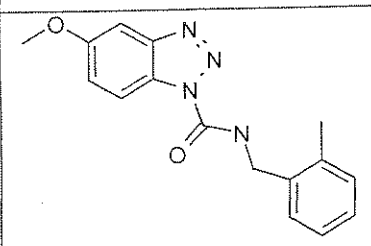	296.33

Example	Compound	Mw
95	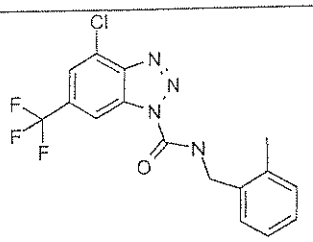	368.75
96	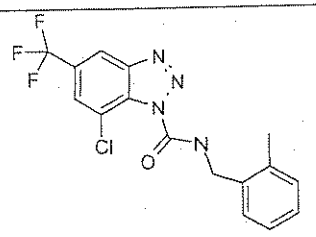	368.75
97	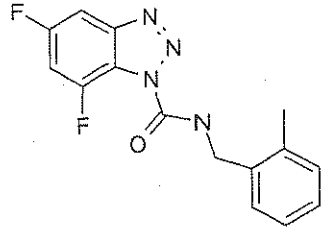	302.29
98	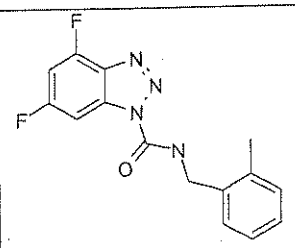	302.29
99	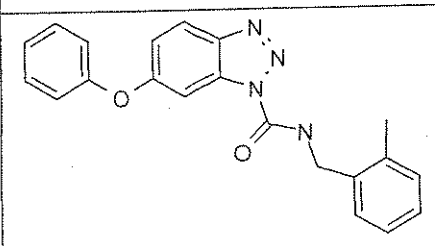	358.40
100	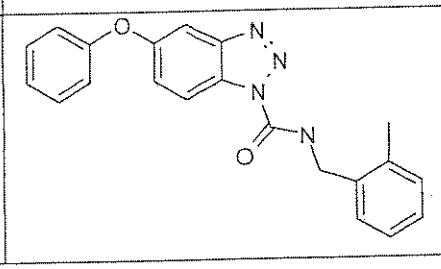	358.40

Example	Compound	Mw
101	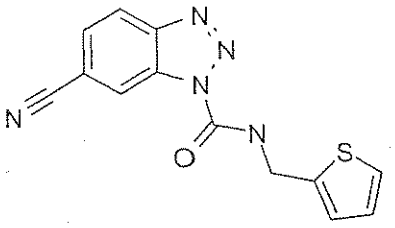	283.31
102	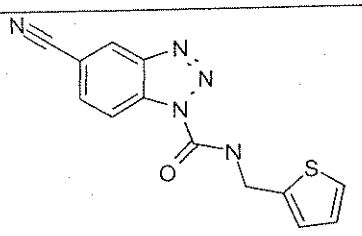	283.31
103	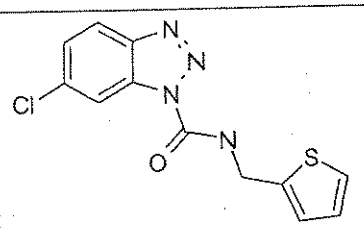	292.75
104	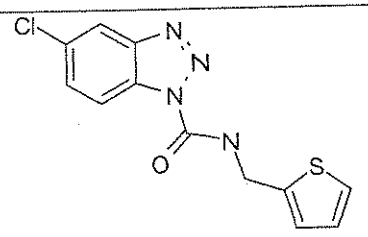	292.75
105	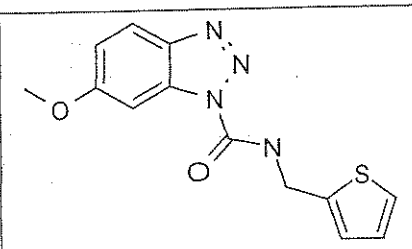	288.33
106	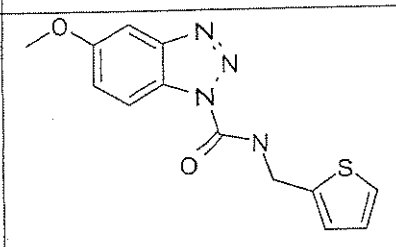	288.33

Example	Compound	Mw
107	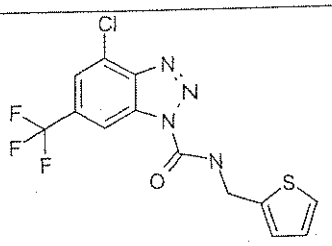	360.75
108	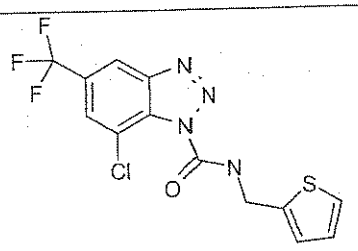	360.75
109	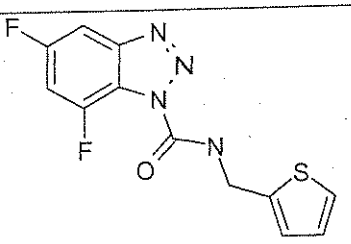	294.28
110	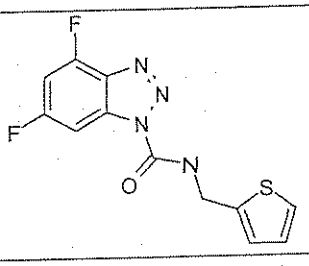	294.28
111	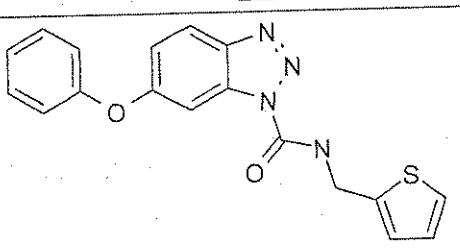	350.40
112	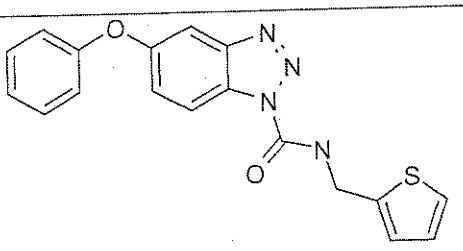	350.40

Example	Compound	Mw
113	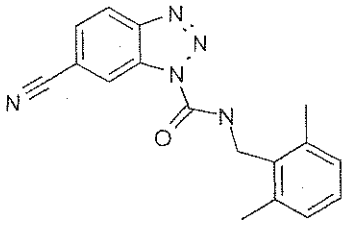	305.34
114	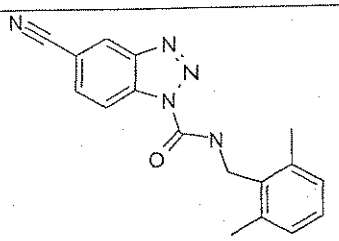	305.34
115	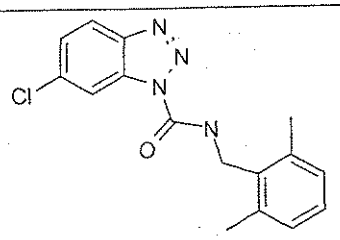	314.78
116	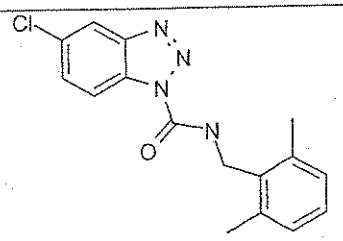	314.78
117	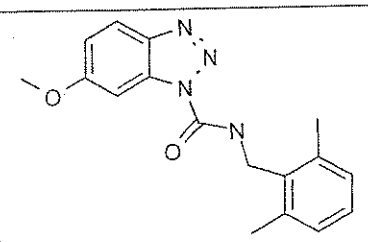	310.36
118	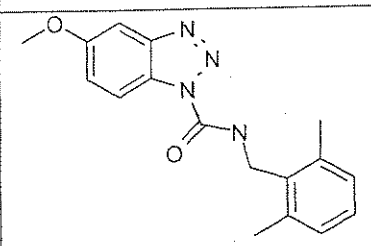	310.36

Example	Compound	Mw
119	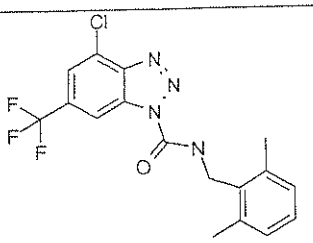	382.78
120	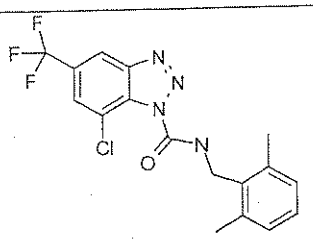	382.78
121	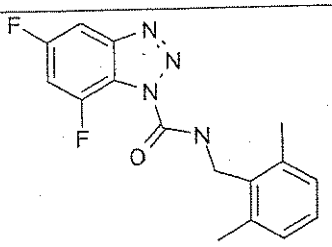	316.31
122	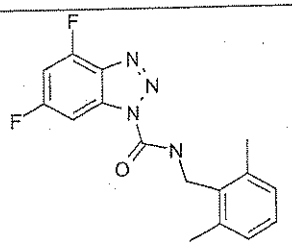	316.31
123	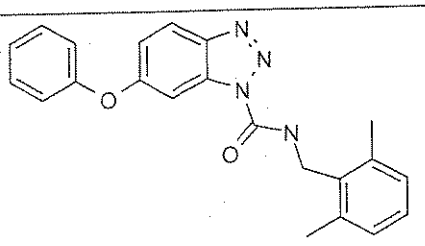	372.43
124	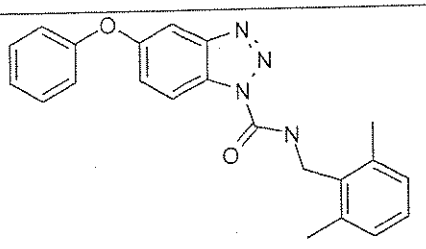	372.43

Example	Compound	Mw
125	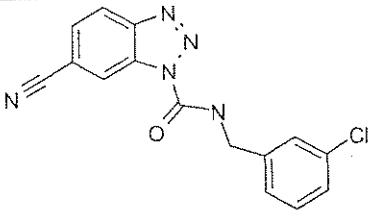	311.73
126	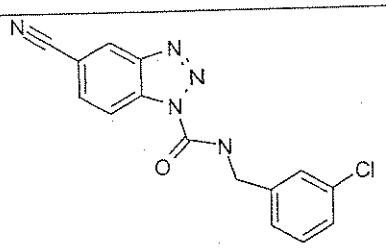	311.73
127	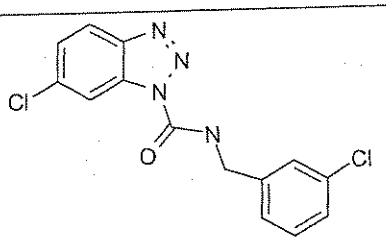	321.17
128	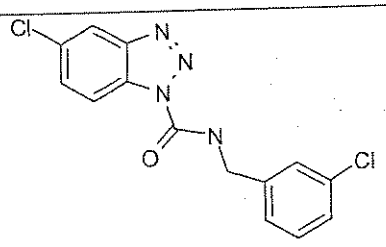	321.17
129	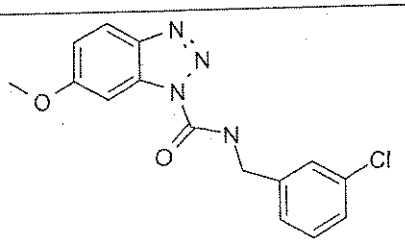	316.75
130	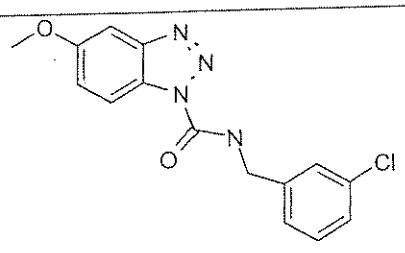	316.75

Example	Compound	Mw
131	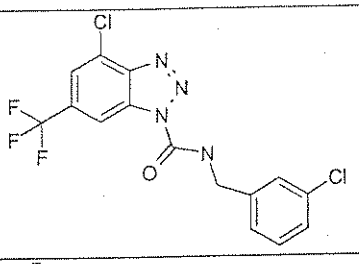	389.17
132	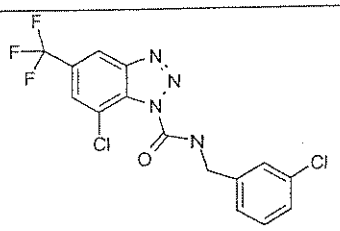	389.17
133	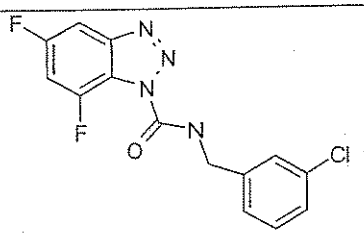	322.70
134	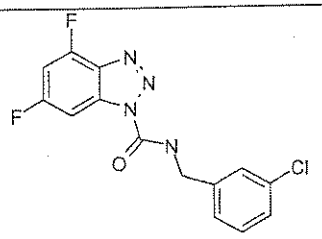	322.70
135	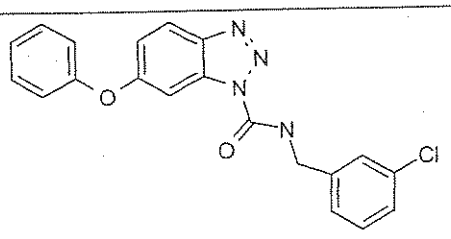	378.82
136	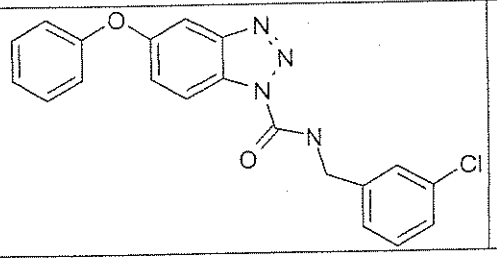	378.82

Example	Compound	Mw
137	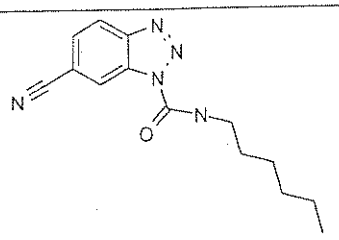	271.32
138	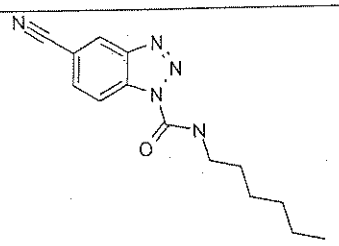	271.32
139	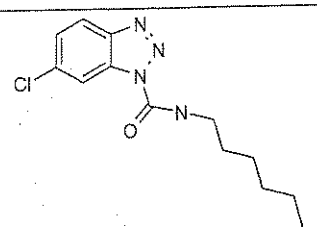	280.76
140	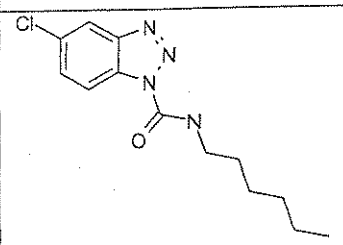	280.76
141	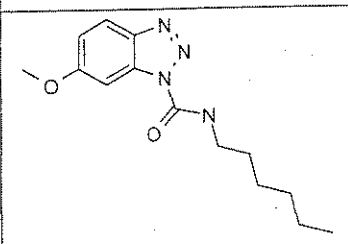	276.34
142	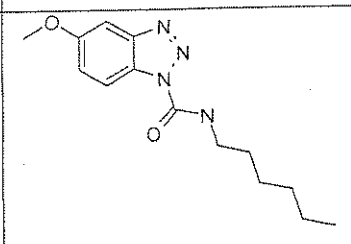	276.34

Example	Compound	Mw
143	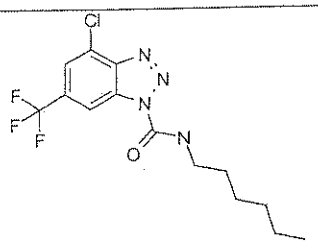	348.76
144	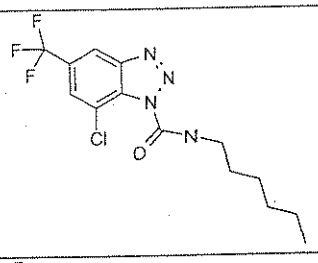	348.76
145	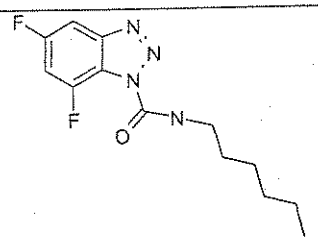	282.30
146	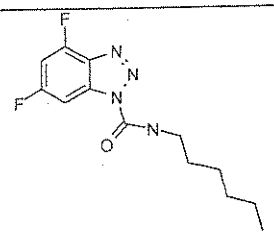	282.30
147	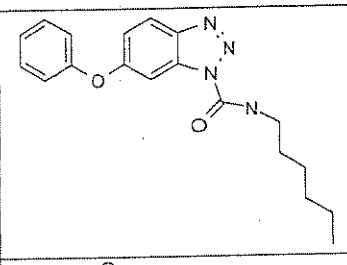	338.41
148	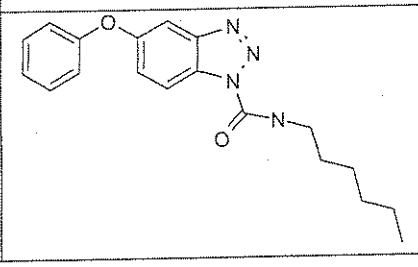	338.41

Claims

1. A compound of the formula I

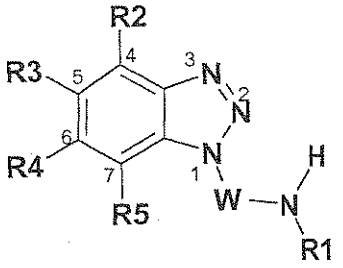

(I)

in which

W is -(C=O)-, -SO-, -SO_2-;

R1 is (C_5-C_{16})-alkyl, (C_5-C_{12})-cycloalkyl, X-aryl, X-heteroaryl, X-(C_5-C_{12})-cycloalkyl or (C_8-C_{14})-bicycle, where aryl, heteroaryl, cycloalkyl or bicycle may be substituted one or more times by preferably halogen, (C_1-C_6)-alkyl, (C_1-C_6)-alkyloxy, hydroxy, (C_1-C_6)-alkylmercapto, amino, (C_1-C_6)-alkylamino, di-(C_2-C_{12})-alkylamino, mono-(C_1-C_6)-alkylaminocarbonyl, di-(C_2-C_8)-alkylaminocarbonyl, (C_1-C_6)-alkoxycarbonyl, (C_1-C_6)-alkylcarbonyl, cyano, nitro, trifluoromethyl, trifluoromethyloxy, (C_1-C_6)-alkylsulfonyl, aminosulfonyl, and may be substituted once by Y-aryl, Y-heteroaryl, Y-(C_3-C_{12})-cycloalkyl, in which aryl, heteroaryl or cycloalkyl may be substituted one to three times by preferably halogen, (C_1-C_6)-alkyl, (C_1-C_6)-alkyloxy, hydroxy, (C_1-C_6)-alkylmercapto, amino, (C_1-C_6)-alkylamino, di-(C_2-C_{12})-alkylamino, mono-(C_1-C_6)-alkylaminocarbonyl, di-(C_2-C_8)-alkylaminocarbonyl, (C_1-C_6)-alkoxycarbonyl, (C_1-C_6)-alkylcarbonyl, cyano, nitro, trifluoromethyl, trifluoromethyloxy, (C_1-C_6)-alkylsulfonyl, aminosulfonyl;

X is (C_1-C_3)-alkylene, which may be substituted one or more times by halogen, (C_1-C_3)-alkyl, hydroxy or trifluoromethyl;

Y is a bond, (C_1-C_3)-alkylene, -O-, -NH-;

R2, R3, R4, R5 are identically or differently hydrogen, halogen, (C_1-C_6)-alkyl, (C_1-C_3)-haloalkyl, (C_1-C_3)-alkyloxy-(C_1-C_3)-alkylene, hydroxy, phenoxy, NR6R7, cyano, nitro, COOR6, CO-NR6R7, -S-R6, -SO-R6, $-SO_2$-R6, aminosulfonyl, pentafluorosulfanyl, aryl, heteroaryl, O-heteroaryl, (C_3-C_{12})-cycloalkyl, CO-R6, CO-NR6R7, O-CO-NR6R7, O-CO-(C_1-C_6)-alkylene-CO-O-(C_1-C_6)-alkyl, O-CO-(C_1-C_6)-alkylene-CO-OH, O-CO-(C_1-C_6)-alkylene-CO-NR6R7 or unsubstituted or mono- or poly-F-substituted (C_1-C_6)-alkyloxy;

R6, R7 are identically or differently hydrogen, (C_1-C_6)-alkyl, benzyl;

the tautomeric forms of the compounds and their physiologically tolerated salts.

2. A compound of the formula I as claimed in claim 1, wherein

W is -(C=O)-.

3. A compound of the formula I as claimed in claims 1 or 2, wherein

W is -(C=O)-;

R1 is (C_5-C_{16})-alkyl, (C_5-C_{12})-cycloalkyl, X-aryl, X-heteroaryl or (C_8-C_{14})-bicycle, where aryl, heteroaryl, cycloalkyl or bicycle may be substituted one or more times by preferably halogen, (C_1-C_6)-alkyl, (C_1-C_6)-alkyloxy, hydroxy, (C_1-C_6)-alkylmercapto, amino, (C_1-C_6)-alkylamino, di-(C_2-C_{12})-alkylamino, mono-(C_1-C_6)-alkylaminocarbonyl, di-(C_2-C_8)-alkylaminocarbonyl, (C_1-C_6)-alkoxycarbonyl, (C_1-C_6)-alkylcarbonyl, cyano, nitro, trifluoromethyl, trifluoromethyloxy, (C_1-C_6)-alkylsulfonyl, aminosulfonyl, and may be substituted once by Y-aryl, Y-heteroaryl, Y-

(C_3-C_{12})-cycloalkyl, in which aryl, heteroaryl or cycloalkyl may be substituted once to twice by preferably halogen, (C_1-C_6)-alkyl, (C_1-C_6)-alkyloxy, hydroxy, amino, (C_1-C_6)-alkylamino, di-(C_2-C_{12})-alkylamino, (C_1-C_6)-alkoxycarbonyl, (C_1-C_6)-alkylcarbonyl, cyano, nitro, trifluoromethyl, trifluoromethyloxy;

X is $-CH_2-$, which may be substituted once by halogen, methyl or hydroxy;

Y is a bond, -O-, -NH-;

R2, R3, R4, R5 are identically or differently hydrogen, halogen, (C_1-C_6)-alkyl, trifluoromethyl, hydroxy, amino, cyano, phenoxy, (C_1-C_6)-alkylcarbonyl, (C_1-C_6)-alkylsulfonyl, pentafluorosulfanyl, or unsubstituted or mono- or poly-F-substituted (C_1-C_3)-alkyloxy;

the tautomeric forms of the compounds and their physiologically tolerated salts.

4. A compound of the formula I as claimed in claims 1, 2 or 3, wherein

W is -(C=O)-;

R1 is (C_6-C_{12})-alkyl, X-phenyl, X-heteroaryl, or bicycle, where aryl, heteroaryl or bicycle may be substituted one or more times by preferably halogen, (C_1-C_6)-alkyl, (C_1-C_6)-alkyloxy, hydroxy, (C_1-C_6)-alkoxycarbonyl, (C_1-C_6)-alkylcarbonyl, cyano, nitro, trifluoromethyl, trifluoromethyloxy, (C_1-C_6)-alkylsulfonyl, aminosulfonyl, and may be substituted once by Y-phenyl, Y-heteroaryl, in which phenyl or heteroaryl may be substituted once to twice by preferably halogen, (C_1-C_6)-alkyl, (C_1-C_6)-alkyloxy, hydroxy, amino, (C_1-C_6)-alkoxycarbonyl, (C_1-C_6)-alkylcarbonyl, cyano, trifluoromethyl, trifluoromethyloxy;

X is $-CH_2-$, which may be substituted by fluorine, methyl or hydroxy;

Y is a bond;

R2, R3, R4, R5 are identically or differently hydrogen, halogen, (C_1-C_6)-alkyl, trifluoromethyl, hydroxy, amino, cyano, phenoxy, (C_1-C_6)-alkylcarbonyl or unsubstituted or mono- or poly-F-substituted (C_1-C_3)-alkyloxy;

the tautomeric forms of the compounds and their physiologically tolerated salts.

5. A compound of the formula I as claimed in claims 1 to 4, wherein

W is -(C=O)-;

R1 is (C_6-C_{12})-alkyl, X-phenyl, X-heteroaryl, or bicycle of the formula Ia

Ia 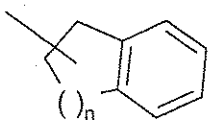 , with n =1 or 2, where phenyl, heteroaryl or bicycle of the formula Ia may be substituted one or more times by preferably halogen, (C_1-C_6)-alkyl, (C_1-C_6)-alkyloxy, hydroxy, (C_1-C_6)-alkoxycarbonyl, (C_1-C_6)-alkylcarbonyl, cyano, nitro, trifluoromethyl, trifluoromethyloxy, (C_1-C_6)-alkylsulfonyl, aminosulfonyl, and may be substituted once by Y-phenyl, Y-heteroaryl, in which phenyl or heteroaryl may be substituted once to twice by preferably halogen, (C_1-C_6)-alkyl, (C_1-C_6)-alkyloxy, hydroxy, amino, (C_1-C_6)-alkoxycarbonyl, (C_1-C_6)-alkylcarbonyl, cyano, trifluoromethyl, trifluoromethyloxy;

X is -CH_2-, which may be substituted by fluorine, methyl or hydroxy;

Y is a bond;

R2, R3, R4, R5 are identically or differently hydrogen, halogen, (C_1-C_6)-alkyl, trifluoromethyl, hydroxy, amino, cyano, phenoxy, (C_1-C_6)-alkylcarbonyl or unsubstituted or mono- or poly-F-substituted (C_1-C_3)-alkyloxy;

the tautomeric forms of the compounds and their physiologically tolerated salts.

6. A compound of the formula I as claimed in claims 1 to 5, wherein

W is -(C=O)-;

R1 is (C_6-C_8)-alkyl, X-phenyl, X-heteroaryl, or bicycle of the formula Ia

Ia 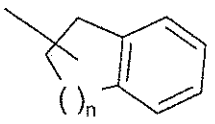, with n =1 or 2, where phenyl, heteroaryl or bicycle of the formula Ia may be substituted one or more times by preferably halogen, (C_1-C_6)-alkyl, (C_1-C_6)-alkyloxy, hydroxy, (C_1-C_6)-alkoxycarbonyl, (C_1-C_6)-alkylcarbonyl, cyano, nitro, trifluoromethyl, trifluoromethyloxy, (C_1-C_6)-alkylsulfonyl, aminosulfonyl, and may be substituted once by Y-phenyl, Y-heteroaryl, in which phenyl or heteroaryl may be substituted once to twice by preferably halogen, (C_1-C_6)-alkyl, (C_1-C_6)-alkyloxy, hydroxy, amino, (C_1-C_6)-alkoxycarbonyl, (C_1-C_6)-alkylcarbonyl, cyano, trifluoromethyl, trifluoromethyloxy;

X is -CH_2- which may be substituted by methyl;

Y is a bond;

R2, R3, R4, R5 are identically or differently hydrogen, halogen, (C_1-C_6)-alkyl, trifluoromethyl, hydroxy, amino, cyano, phenoxy, (C_1-C_6)-alkylcarbonyl or unsubstituted or mono- or poly-F-substituted (C_1-C_3)-alkyloxy.

7. A compound of the formula I as claimed in claims 1 to 6, wherein

W is -(C=O)-;

R1 is (C_6-C_8)-alkyl, X-phenyl, X-thienyl, X-furan, X-benzothienyl, indanyl or tetrahydronaphthyl, where phenyl, thienyl, furan, benzothienyl, indanyl or tetrahydronaphthyl may be substituted once, twice or three times by F, Cl, Br, methyl, ethyl, isopropyl, methoxy, ethoxy, hydroxy, CO-OCH_3, CO-CH_3, cyano, nitro, trifluoromethyl, trifluoromethyloxy and may be substituted once by Y-phenyl, Y-thienyl, Y-pyridyl, Y-pyrazolyl, in which phenyl, thienyl, pyridyl or pyrazolyl may be substituted once to twice by preferably F, Cl, Br, methyl, methoxy, hydroxy, amino, CO-OCH_3, CO-CH_3, cyano, trifluoromethyl, trifluoromethyloxy;

X is -CH_2- which may be substituted by methyl;

Y is a bond;

R2, R3, R4, R5 are identically or differently hydrogen, F, Cl, methoxy, trifluoromethyl, cyano, phenoxy.

8. A compound of the formula I as claimed in claims 1 to 7, wherein

W is -(C=O)-;

R1 is hexyl, X-phenyl, X-thienyl, X-furan, X-benzothienyl or indanyl, where phenyl, thienyl, X-furan, X-benzothienyl may be substituted once or twice by F, Cl, Br, methyl, isopropyl, methoxy, cyano, trifluoromethyl and

may be substituted once by Y-phenyl, Y-thienyl, Y-pyridyl, Y-pyrazolyl, in which phenyl may be substituted by Cl;

X is $-CH_2-$, which may be substituted by methyl;

Y is a bond;

R2 is hydrogen, F, Cl;

R3 is hydrogen, F, Cl, methoxy, trifluoromethyl, cyano, phenoxy;

R4 is hydrogen, F, Cl, methoxy, trifluoromethyl, cyano, phenoxy;

R5 is hydrogen, F, Cl.

9. A compound of the formula I as claimed in claims 1 to 8, wherein

R2, R3, R4, R5 are hydrogen.

10. A compound of the formula I as claimed in claims 1 to 8, wherein

R2, R3, R5 are hydrogen;
and
R4 is not hydrogen; or

R2, R4, R5 are hydrogen;
and
R3 is not hydrogen.

11. A medicament comprising one or more compounds of the formula I as claimed in claims 1 to 10.

12. The use of the compounds of the formula I as claimed in claims 1 to 10 for producing a medicament for the treatment and/or prevention of disorders of fatty acid metabolism and glucose utilization disorders.

13. The use of the compounds of the formula I as claimed in claims 1 to 10 for producing a medicament for the treatment and/or prevention of disorders in which insulin resistance is involved.

14. The use of the compounds of the formula I as claimed in claims 1 to 10 for producing a medicament for the treatment and/or prevention of diabetes mellitus and the sequelae associated therewith.

15. The use of the compounds of the formula I as claimed in claims 1 to 10 for producing a medicament for the treatment and/or prevention of dyslipidemias and their sequelae.

16. The use of the compounds of the formula I as claimed in claims 1 to 10 for producing a medicament for the treatment and/or prevention of conditions associated with the metabolic syndrome.

17. The use of the compounds of the formula I as claimed in claims 1 to 10 for producing a medicament for the treatment and/or prevention of conditions associated with reduced HDL level.

18. The use of the compounds of the formula I as claimed in claims 1 to 10 for producing a medicament for the treatment and/or prevention of atherosclerotic disorders.

19. The use of the compounds of the formula I as claimed in claims 1 to 10 in combination with at least one further active ingredient for producing a medicament for the treatment and/or prevention of disorders in which insulin resistance is involved.

20. A process for producing a medicament comprising one or more of the compounds of the formula I as claimed in claims 1 to 10, which comprises mixing the latter with a pharmaceutically suitable carrier, and converting this mixture into a form suitable for administration.

21. A process for preparing compounds of the formula I as claimed in claims 1 to 10, which comprises benzotriazole derivatives of the formula II

a) being acylated with carbamoyl chlorides of the formula III;

or

b) in two stages being reacted first with phosgene or equivalents such as trichloromethyl chlorocarbonate, ditrichloromethyl carbonate or 4-nitrophenyl chloroformate and in a second step with amines of the formula IV,

or

c) being reacted with isocyanates of the formula V: O=C=N-R1,

in which the substituents have the abovementioned meanings, and where appropriate separating the resulting regioisomers by known methods, in particular chromatographic methods

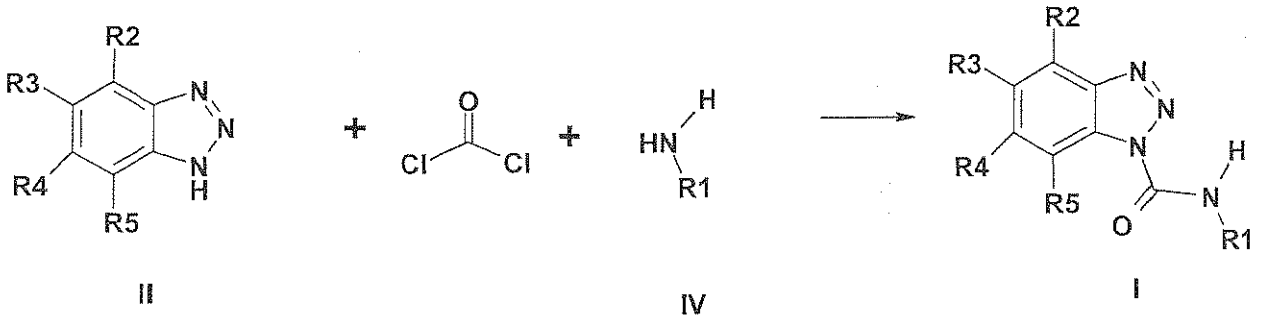
R2
R3
R4
R5
N
N
N
H
O
Cl
Cl
H
HN
R1
II
IV
I

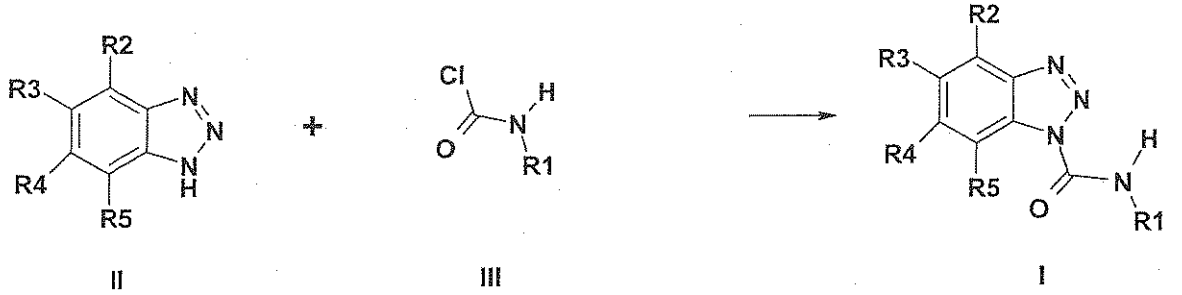
R2
R3
R4
R5
N
N
N
H
Cl
O
N
H
R1
II
III
I

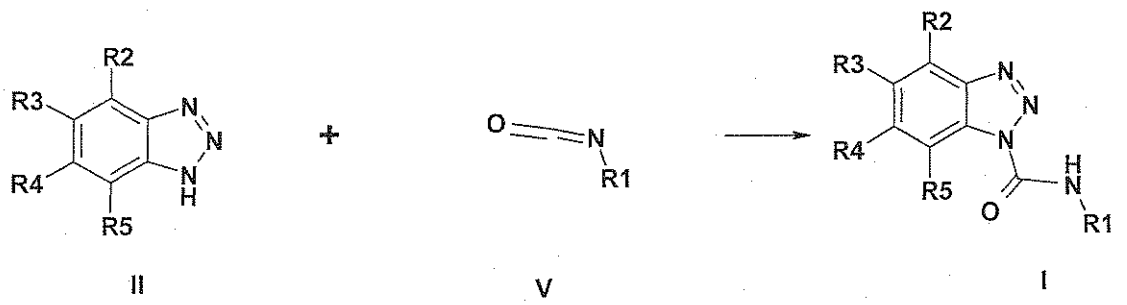
R2
R3
R4
R5
N
N
N
H
O
N
H
R1
II
V
I