CLAIMS

[Claim 1]

A succinate salt of 1-{[(4aR,6R,8aR)-2-amino-3-cyano-8-methyl-4,4a,5,6,7,8,8a,9-octahydrothieno[3,2-g]quinolin-6-yl]carbonyl}-3-[2-(dimethylamino)ethyl]-1-propylurea.

[Claim 2]

The succinate salt according to claim 1, wherein the succinate salt is represented by the following formula (A-1) or formula (A-2).

[Chem.1]

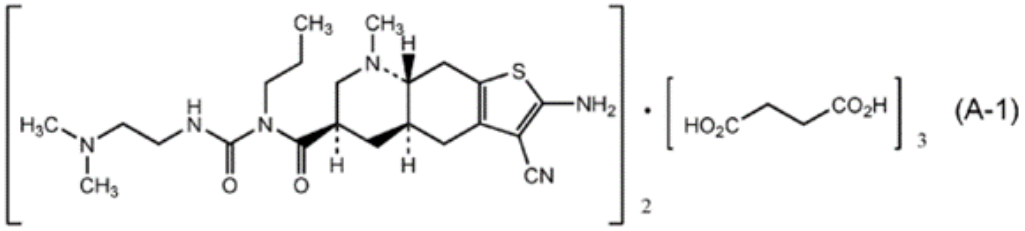

(A-1)

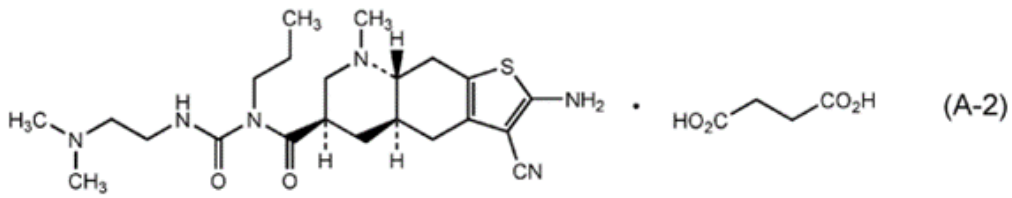

(A-2)

[Claim 3]

The succinate salt according to claim 1, wherein the succinate salt is represented by the following formula (A-1).

[Chem.2]

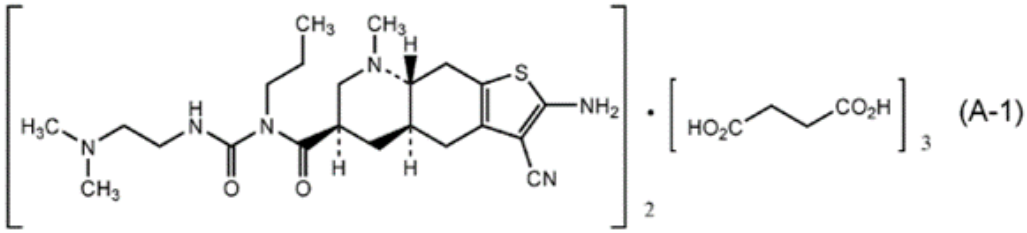

(A-1)

[Claim 4]

The succinate salt according to claim 1, wherein the succinate salt is represented by the following formula (A-2).

[Chem.3]

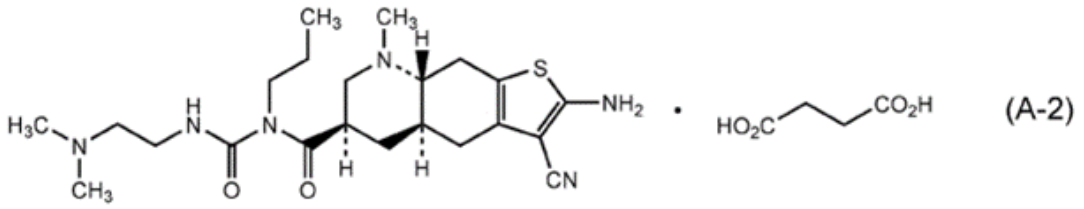

(A-2)

[Claim 5]

The succinate salt according to claim 3, which is crystalline.

[Claim 6]

The succinate salt according to claim 4, which is crystalline.

[Claim 7]

The succinate salt according to claim 5, which has peaks at diffraction angles (2θ (°)) of 11.2±0.3, 11.8±0.3 and 23.6±0.3 in a powder X-ray diffraction diagram.

[Claim 8]

The succinate salt according to claim 5, which has an endothermic peak at around 150°C in a thermogravimetric-differential thermal analysis chart.

[Claim 9]

The succinate salt according to claim 5, which has peaks at chemical shift values (δ (ppm)) of 183.6±0.5, 180.5±0.5, 174.1±0.5, 170.0±0.5, 165.1±0.5 and 157.3±0.5 in a ^{13}C solid-state NMR spectrum chart.

[Claim 10]

The succinate salt according to claim 5, which is characterized by 2 or 3 physical features selected from the group consisting of the following (a1) to (a3):

(a1) a powder X-ray diffraction diagram having peaks at diffraction angles (2θ (°)) of 11.2±0.3, 11.8±0.3 and 23.6±0.3;

(a2) a ^{13}C solid-state NMR spectrum chart having peaks at chemical shift values (δ (ppm)) of 183.6±0.5, 180.5±0.5, 174.1±0.5, 170.0±0.5, 165.1±0.5 and 157.3±0.5; and

(a3) a thermogravimetric-differential thermal analysis chart having an onset temperature of an endothermic peak at around 150°C.

[Claim 11]

The succinate salt according to claim 6, which has peaks at diffraction angles (2θ (°)) of 8.3±0.3, 12.4±0.3, 15.6±0.3 and 23.2±0.3 in a powder X-ray diffraction diagram.

[Claim 12]

The succinate salt according to claim 6, which has peaks at chemical shift values (δ (ppm)) of 177.7±0.5, 176.4±0.5, 166.2±0.5, 160.4±0.5, 154.0±0.5 and 152.4±0.5 in a ^{13}C solid-state NMR spectrum chart.

[Claim 13]

A pharmaceutical composition comprising the succinate salt according to any of claims 1 to 12.

[Claim 14]

The pharmaceutical composition according to claim 13 for use in the treatment or prevention of Parkinson’s disease, restless legs syndrome or hyperprolactinemia.

[Claim 15]

A pharmaceutical composition comprising the succinate salt according to claim 1 having peaks at diffraction angles (2θ (°)) of 11.2±0.3, 11.9±0.3 and 16.2±0.3 in a powder X-ray diffraction diagram of the pharmaceutical composition and at least one additional excipient.

[Claim 16]

A pharmaceutical composition comprising the succinate salt according to claim 1 having peaks at chemical shift values (δ(ppm)) of 183.5±0.5 and 180.4±0.5 in a ^{13}C solid-state NMR spectrum chart of the pharmaceutical composition and at least one additional excipient.

[Claim 17]

Use of the pharmaceutical composition of claim 13 in the manufacture of a medicament for the treatment or prevention of Parkinson's disease, restless legs syndrome or hyperprolactinemia.