TITLE CHN	10 20 30 40 50 60 70 80 90	ID%	SEQ ID No
IKZF1_Ikaros	----------|----------|----------|----------|----------|----------|----------|----------|----------MDADEGQDMSQVSGKESPPVSDTPDEGDEPMPIPEDLSTTSGGQQSSKSDRVVASNV	100	48
IKZF1_Aiolos	----------|----------|----------|----------|----------|----------|----------|----------|----------MEDIQTNAELKSTQEQSVPAESAAVLNDYSLTKSHEMENVDSGEGPANEDEDIGDDSM	52	49
IKZF1_Helios	----------|----------|----------|----------|----------|----------|----------|----------|----------METEAIDGYITCDNELSPEREHSNMAIDLTSSTPNGQHASPSHMTSTNSV	52	50
IKZF1_Eos	MHTPPALPRRFQGGGRVRTPGSHRQGKDNLERDPSGGCVPDFLPQAQDSNHFIMESLFCESSGDSSLEKEFLGAPVGPSVSTPNSQHSSPSRSLSANSI	49	51
IKZF1_Pegasus	----------|----------|----------|----------|----------|----------|----------|----------|----------MGEKKPEPLDFVKDFQEYLTQQTHHVNMISGSVSGDKEAEALQGAGTDGDQNGLDHP	22	52

TITLE CHN	100 110 120 130 140 150 160 170 180 190	ID%	SEQ ID No
IKZF1_Ikaros	KVETQSDEENGR--ACEMNGEECAEDLRMLDASGEKMNGSHRDQGSSALSGVGGIRLPNGKLKCDICGIICIGPNVLMVHKRSHTGERPFQCNQCGASF	100	48
IKZF1_Aiolos	KVKDEYSERDEN--VLKSEPMGNAEEPEIPYSYSREYNEYENIKLERHVVSFDSSRPTSGKMNCDVCGLSCISFNVLMVHKRSHTGERPFQCNQCGASF	52	49
IKZF1_Helios	KLEMQSDEECDRKPLSREDEIRGHDEGSSLEEPLIESSEVADNRKVQELQGEGGIRLPNGKLKCDVCGMVCIGPNVLMVHKRSHTGERPFHCNQCGASF	52	50
IKZF1_Eos	KVEMYSDEESSR--LLGPDERLLEKDDSVIVEDSLSEPLGYCDGSGPEPHSPGGIRLPNGKLKCDVCGMVCIGPNVLMVHKRSHTGERPFHCNQCGASF	49	51
IKZF1_Pegasus	SVEVSLDENSGM----------LVDGFERTFDGKLKCRYCNYAS	22	52

TITLE CHN	200 210 220 230 240 250 260 270 280 290	ID%	SEQ ID No
IKZF1_Ikaros	TQKGNLLRHIKLHSGEKPFKCHLCNYACRRRDALTGHLRTHS-----VGKPHKCGYCGRSYKQRSSLEEHKERCHNYLESMGLPGTLYPVIK-------	100	48
IKZF1_Aiolos	TQKGNLLRHIKLHTGEKPFKCHLCNYACQRRDALTGHLRTHS-----VEKPYKCEFCGRSYKQRSSLEEHKERCRTFLQSTDPGDTASAEAR-------	52	49
IKZF1_Helios	TQKGNLLRHIKLHSGEKPFKCPFCSYACRRRDALTGHLRTHS-----VGKPHKCNYCGRSYKQRSSLEEHKERCHNYLQNVSMEAAGQVMSHHVPPMED	52	50
IKZF1_Eos	TQKGNLLRHIKLHSGEKPFKCPFCNYACRRRDALTGHLRTHSVSSPTVGKPYKCNYCGRSYKQQSTLEEHKERCHNYLQSLSTEAQALAGQP-----GD	49	51
IKZF1_Pegasus	KGTARLIEHIRIHTGEKPHRCHLCPFASAYERHLEAHMRSHT-----GEKPYKCELCSFRCSDRSNLSHHRRRKHKMVPIKGTRSSLSSKKM-------	22	52

FIG. 1A

	300	310	320	330	340	350	360	370	380	390		
TITLE CHN	--|---------|---------|---------|---------|---------|---------|---------|---------|---------|------										ID%	SEQ ID No
IKZF1_Ikaros	EETNHSEMAEDLCKIGSERSLVLDRLASNVAKRKSSMPQKFLGDKGLSDTPYDSSA-----SYEKENEMMKSHVMDQAINNAINYLGAESLRPLVQTPP										100	48
IKZF1_Aiolos	----------HIKAEMGSERALVLDRLASNVAKRKSSMPQKFIGEKRHCFDVNYNSSY----MYEKESELIQTRMMDQAINNAISYLGAEALRPLVQTPP										52	49
IKZF1_Helios	CKEQEPIMDNNISLVPFERPAVIEKLTGNMGKRKSSTPQKFVGEKLMRFSYPDIHFDMNL-TYEKEAELMQSHMMDQAINNAITYLGAEALHPLMQHPP										52	50
IKZF1_Eos	EIRDLEMVPDSMLHSSSERPTFIDRLANSLTKRKRSTPQKFVGEKQMRFSLSDLPYDVNSGGYEKDVELVAHHSLEPGFGSSLAFVGAEHLRPLRLPPT										49	51
IKZF1_Pegasus	----WGVLQKKTSNLGYSRRALINLSPPSMVVQKPDYLNDFTHEIPNIQTDSYESMAKTT-PTGGLPRDPQELMVDNPLNQLSTLAGQLSSLPPENQNP										22	52

	400	410	420	430	440	450	460	470	480	490		
TITLE CHN	---|---------|---------|---------|---------|---------|---------|---------|---------|---------|-----										ID%	SEQ ID No
IKZF1_Ikaros	GG-SEVVPVISPMYQLHKP----LAEGTPRSNHSAQDSAVENLLLLSKAKLVPSEREASPSNSCQDSTDTESNNEEQRSGLIYLTNHIAPHARNGLS-L										100	48
IKZF1_Aiolos	APTSEMVPVISSMYPIALT----------RAEMSNGAPQELEKKSIHLPEKSVPSERGLSPNNSGHDSTDTDSNHEERQNHIYQQNHMVLSRARNGMPLL										52	49
IKZF1_Helios	STIAEVAPVISSAYSQVYH-PNRIERPISRETADSHENNMDGPISLIRPKSRPQEREASPSNSCLDSTDSESSHDDHQSYQGHPALNPKRKQSPAY--M										52	50
IKZF1_Eos	NCISELTPVISSVYTQMQPLPGRLELPGSREAGEGPEDLADGGPLLYRPRGPLTDPGASPSNGCQDSTDTESNHEDRVAGVVSLPQGPPPQPPPTIVVG										49	51
IKZF1_Pegasus	ASPDVVPCPDEKPFMIQQP----------STQAVVSAVSASIPQSSSPTSPEPRPSHSQRNYSPVAGPSSEPSAHTSTPSIGNSQPSTPAPALP										22	52

	500	510	520	530	540	550	560	570	580	590		
TITLE CHN	----|--------|---------|---------|---------|---------|---------|---------|---------|---------|----										ID%	SEQ ID No
IKZF1_Ikaros	KEEHRAYD--------LLRAASENSQDALRVVSTSGEQMKVYKCEHCRVLFLDHVMYTIHMGCHGFRDPFECNMCGYHSQDRYEFSSHITRGEHRFHMS										100	48
IKZF1_Aiolos	KEVPRSYE--------LLKPPPICPRDSVKVINKEGEVMDVYRCDHCRVLFLDYVMFTIHMGCHGFRDPFECNMCGYRSHDRYEFSSHIARGEHRALLK										52	49
IKZF1_Helios	KEDVKALD--------TTKAPKGSLKDIYKVFNGEGEQIRAFKCEHCRVLFLDHVMYTIHMGCHGYRDPLECNICGYRSQDRYEFSSHIVRGEHTFH--										52	50
IKZF1_Eos	RHSPAYAKEDPKPQEGLLRGTPGPSKEVLRVVGESGEPVKAFKCEHCRILFLDHVMFTIHMGCHGFRDPFECNICGYHSQDRYEFSSHIVRGEHKVG--										49	51
IKZF1_Pegasus	VQDPQLL----------HHCQHCDMYFADNILYTIHMGCHGYENPFQCNICGCKCKNKYDFACHFARGQHNQH--										22	52

FIG. 1A (cont.)

Uniprot	Gene	Protein	Start	Stop	Length	Sequence	SEQ ID NO
Q13422	IKZF1	Ikaros	117	139	23	LKCDICGIICIGPNVLMVHKRSH	20
Q13422	IKZF1	Ikaros	145	167	23	FQCNQCGASFTQKGNLLRHIKLH	21
Q13422	IKZF1	Ikaros	201	224	24	HKCGYCGRSYKQRSSLEEHKERCH	23
Q13422	IKZF1	Ikaros	490	514	25	FECNMCGYHSQDRYEFSSHITRGEH	25
Q9UKS7	IKZF2	Helios	112	134	23	LKCDVCGMVCIGPNVLMVHKRSH	26
Q9UKS7	IKZF2	Helios	140	162	23	FHCNQCGASFTQKGNLLRHIKLH	27
Q9UKS7	IKZF2	Helios	196	219	24	HKCNYCGRSYKQRSSLEEHKERCH	29
Q9UKS7	IKZF2	Helios	499	523	25	LECNICGYRSQDRYEFSSHIVRGEH	58
Q9UKT9	IKZF3	Aiolos	118	140	23	MNCDVCGLSCISFNVLMVHKRSH	31
Q9UKT9	IKZF3	Aiolos	146	168	23	FQCNQCGASFTQKGNLLRHIKLH	32
Q9UKT9	IKZF3	Aiolos	202	224	23	YKCEFCGRSYKQRSSLEEHKERC	34
Q9UKT9	IKZF3	Aiolos	480	504	25	FECNMCGYRSHDRYEFSSHIARGEH	36
Q9H2S9	IKZF4	Eos	159	181	23	LKCDVCGMVCIGPNVLMVHKRSH	37
Q9H2S9	IKZF4	Eos	187	209	23	FHCNQCGASFTQKGNLLRHIKLH	38
Q9H2S9	IKZF4	Eos	248	271	24	YKCNYCGRSYKQQSTLEEHKERCH	40
Q9H2S9	IKZF4	Eos	558	582	25	FECNICGYHSQDRYEFSSHIVRGEH	42
Q9H5V7	IKZF5	Pegasus	392	416	25	FQCNICGCKCKNKYDFACHFARGQH	47

FIG. 1B

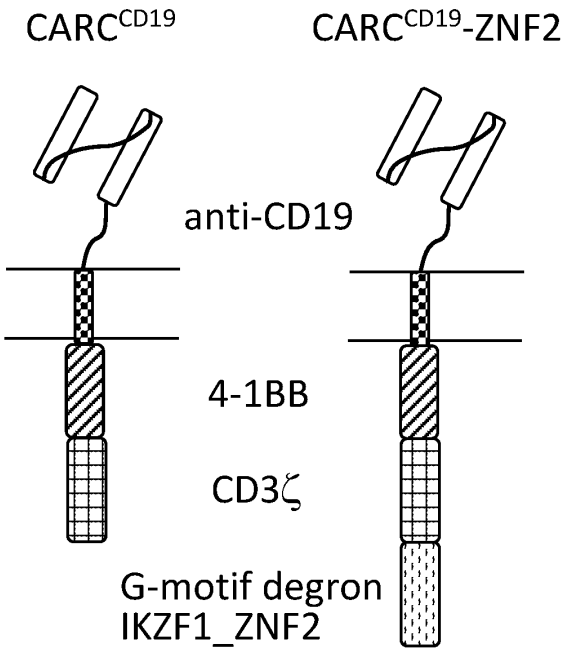
CARC^{CD19}
CARC^{CD19}-ZNF2
anti-CD19
4-1BB
CD3ζ
G-motif degron
IKZF1_ZNF2

FIG. 2

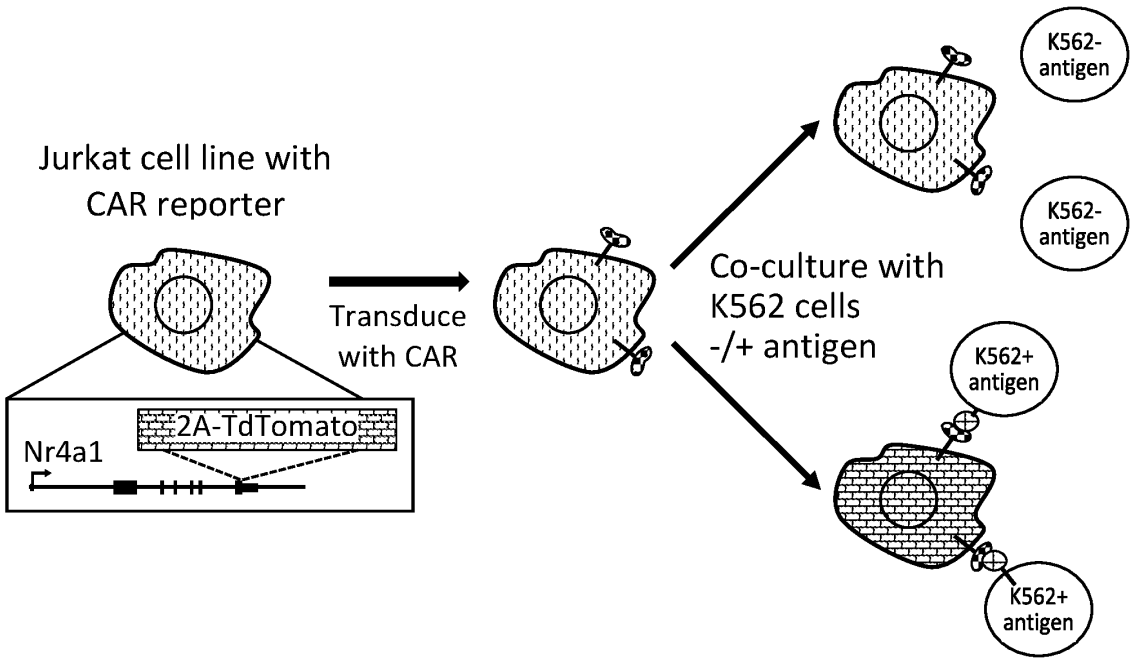
Jurkat cell line with
CAR reporter
Transduce
with CAR
2A-TdTomato
Nr4a1
Co-culture with
K562 cells
-/+ antigen
K562-
antigen
K562-
antigen
K562+
antigen
K562+
antigen

FIG. 3

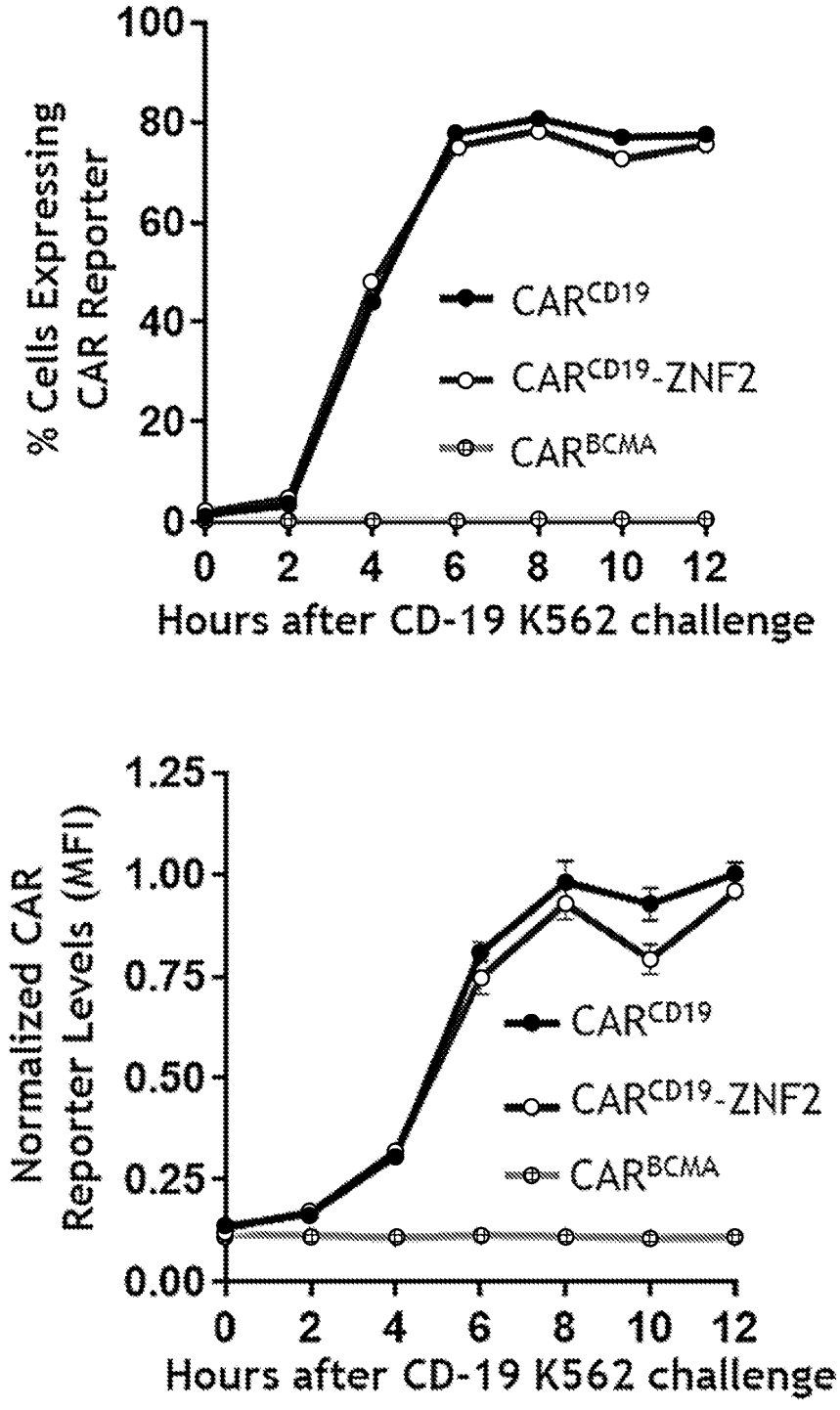
% Cells Expressing CAR Reporter
100
80
60
40
20
0
0 2 4 6 8 10 12
Hours after CD-19 K562 challenge
CAR^CD19
CAR^CD19-ZNF2
CAR^BCMA
Normalized CAR Reporter Levels (MFI)
1.25
1.00
0.75
0.50
0.25
0.00
0 2 4 6 8 10 12
Hours after CD-19 K562 challenge
CAR^CD19
CAR^CD19-ZNF2
CAR^BCMA

FIG. 4A

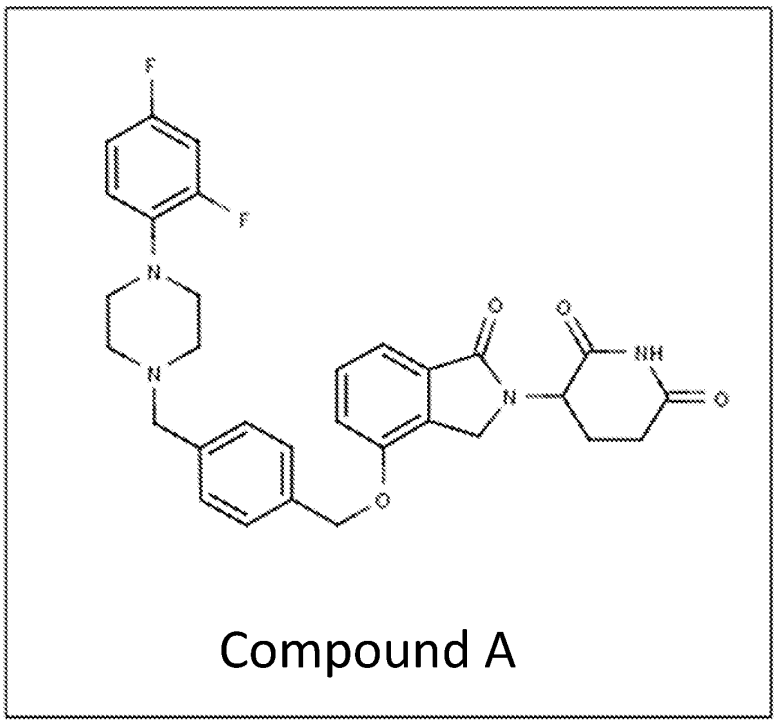
Compound A

FIG. 4B

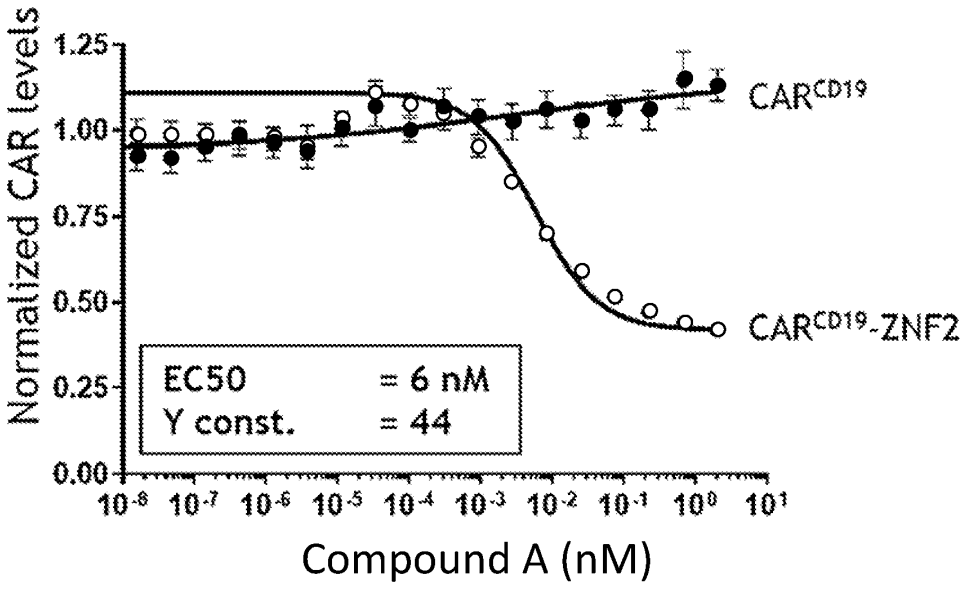
Normalized CAR levels
1.25
1.00
0.75
0.50
0.25
0.00
CAR^CD19
CAR^CD19-ZNF2
EC50 = 6 nM
Y const. = 44
10^-8 10^-7 10^-6 10^-5 10^-4 10^-3 10^-2 10^-1 10^0 10^1
Compound A (nM)

FIG. 4C

CAR^{CD19}:										
ZNF2:	4-1BB	CD3z								
ZNF1_2:	4-1BB	CD3z	2							
ZNF2_3:	4-1BB	CD3z	1	2						
ZNF1_2_3:	**4-1BB**	**CD3z**	**2**	**3**						
	4-1BB	CD3z	1	2	3					

Construct	IC50 (nM)	Y const.
ZNF2	30	44
ZNF1_2	.12	1
ZNF2_3	**.15**	**.9**
ZNF1_2_3	.30	2.4

FIG. 5A

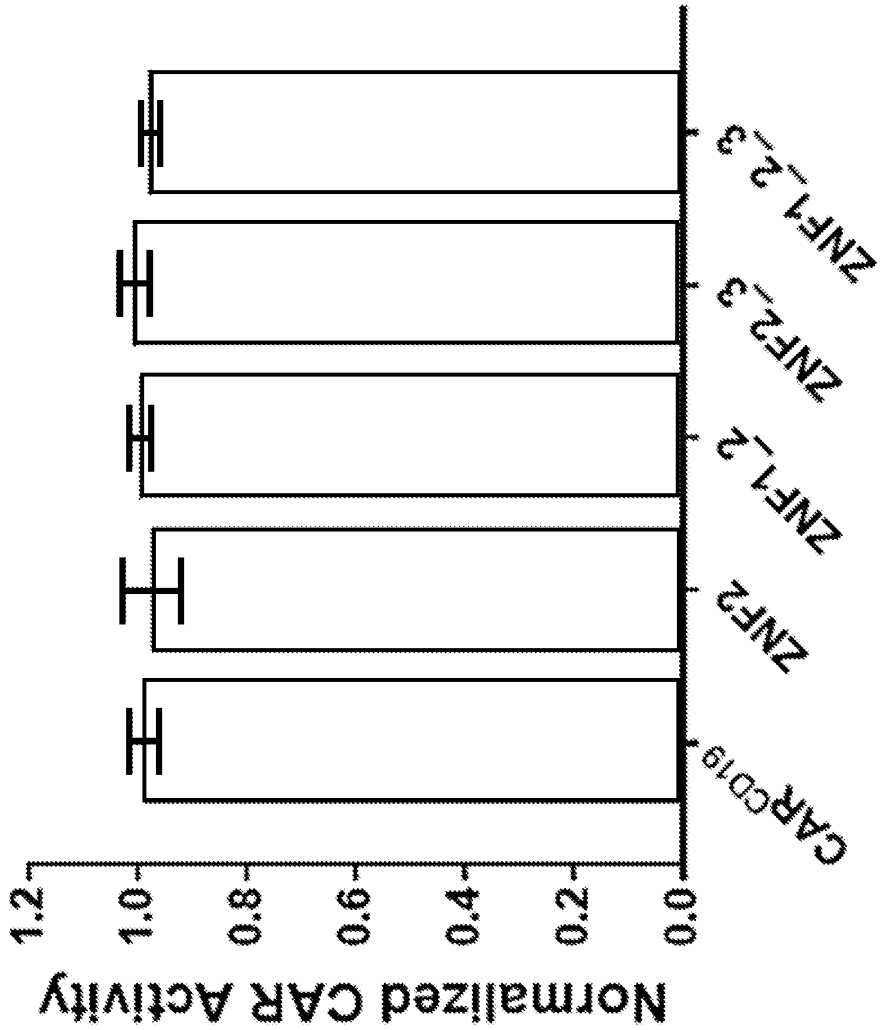
Normalized CAR Activity
1.2
1.0
0.8
0.6
0.4
0.2
0.0
CARCD19
ZNF2
ZNF1_2
ZNF2_3
ZNF1_2_3

FIG. 5B

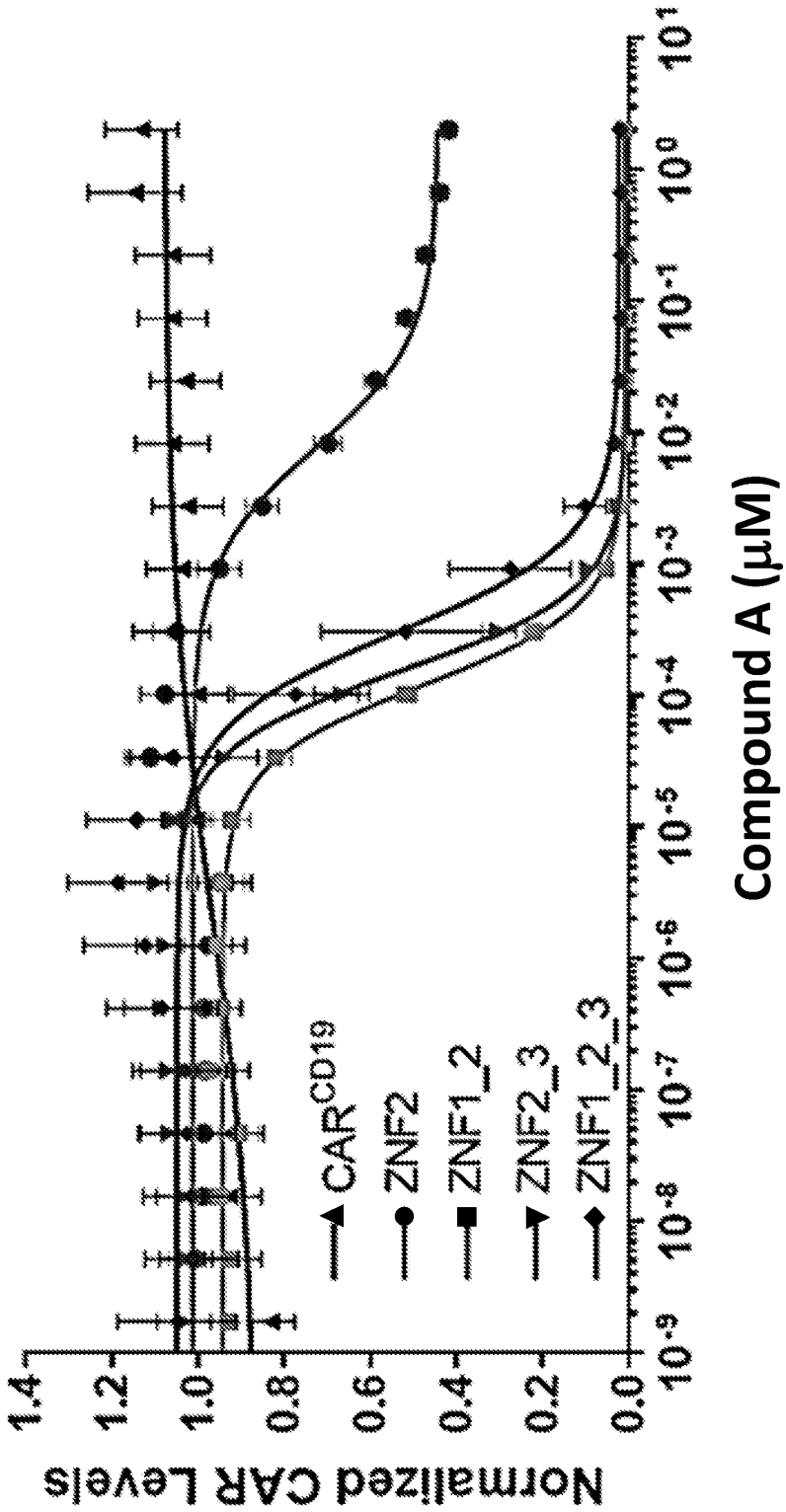
Normalized CAR Levels
1.4
1.2
1.0
0.8
0.6
0.4
0.2
0.0
10^{-9}
10^{-8}
10^{-7}
10^{-6}
10^{-5}
10^{-4}
10^{-3}
10^{-2}
10^{-1}
10^{0}
10^{1}
Compound A (μM)
CAR^{CD19}
ZNF2
ZNF1_2
ZNF2_3
ZNF1_2_3

FIG. 5C

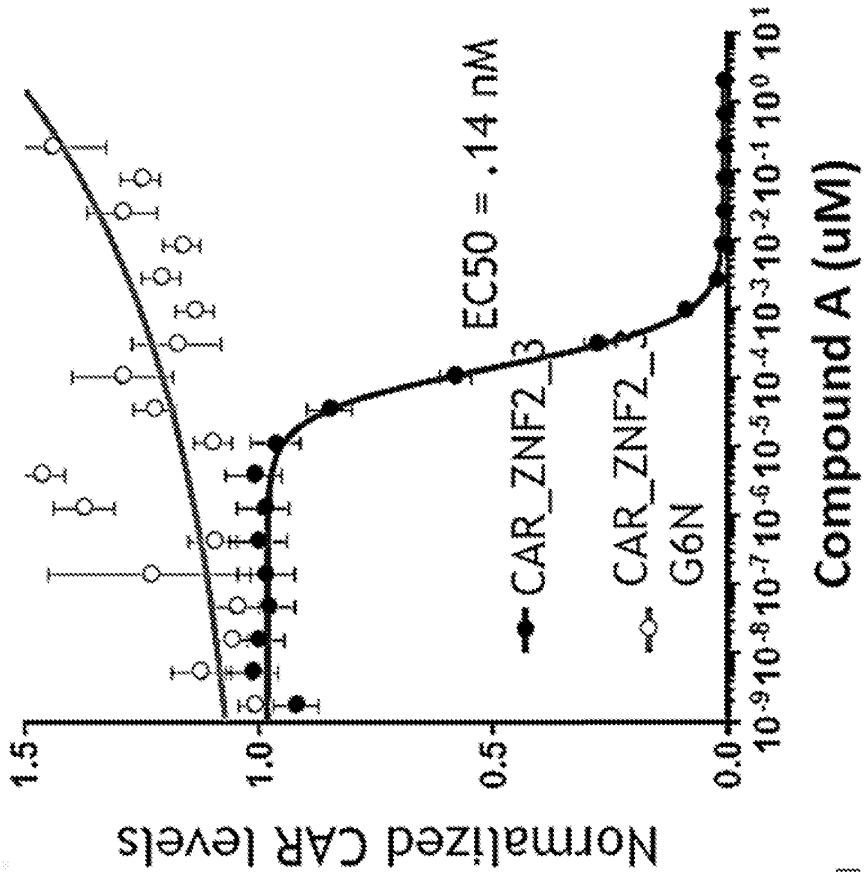
Normalized CAR levels
1.5
1.0
0.5
0.0
EC50 = .14 nM
CAR_ZNF2_3
CAR_ZNF2_
G6N
Compound A (uM)
10-9 10-8 10-7 10-6 10-5 10-4 10-3 10-2 10-1 100 101

FIG. 5D

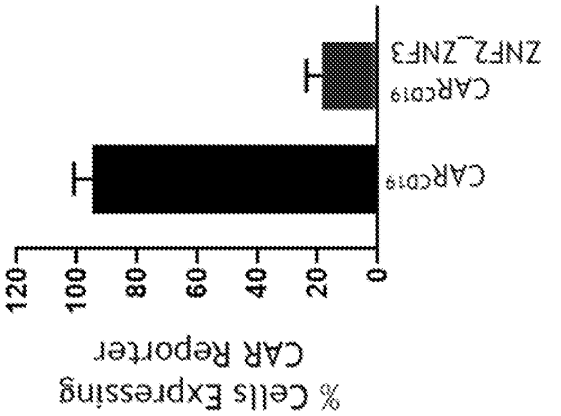

FIG. 6C

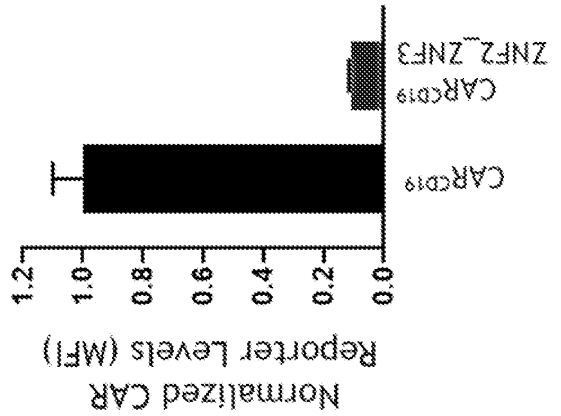

FIG. 6B

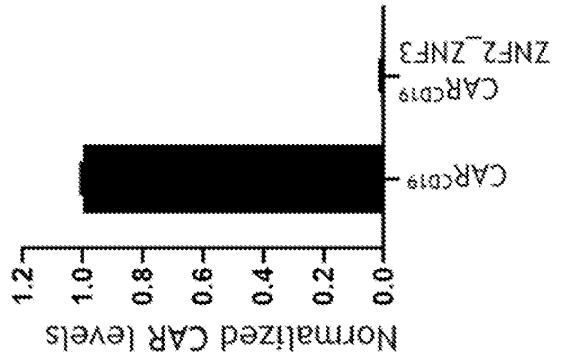

FIG. 6A

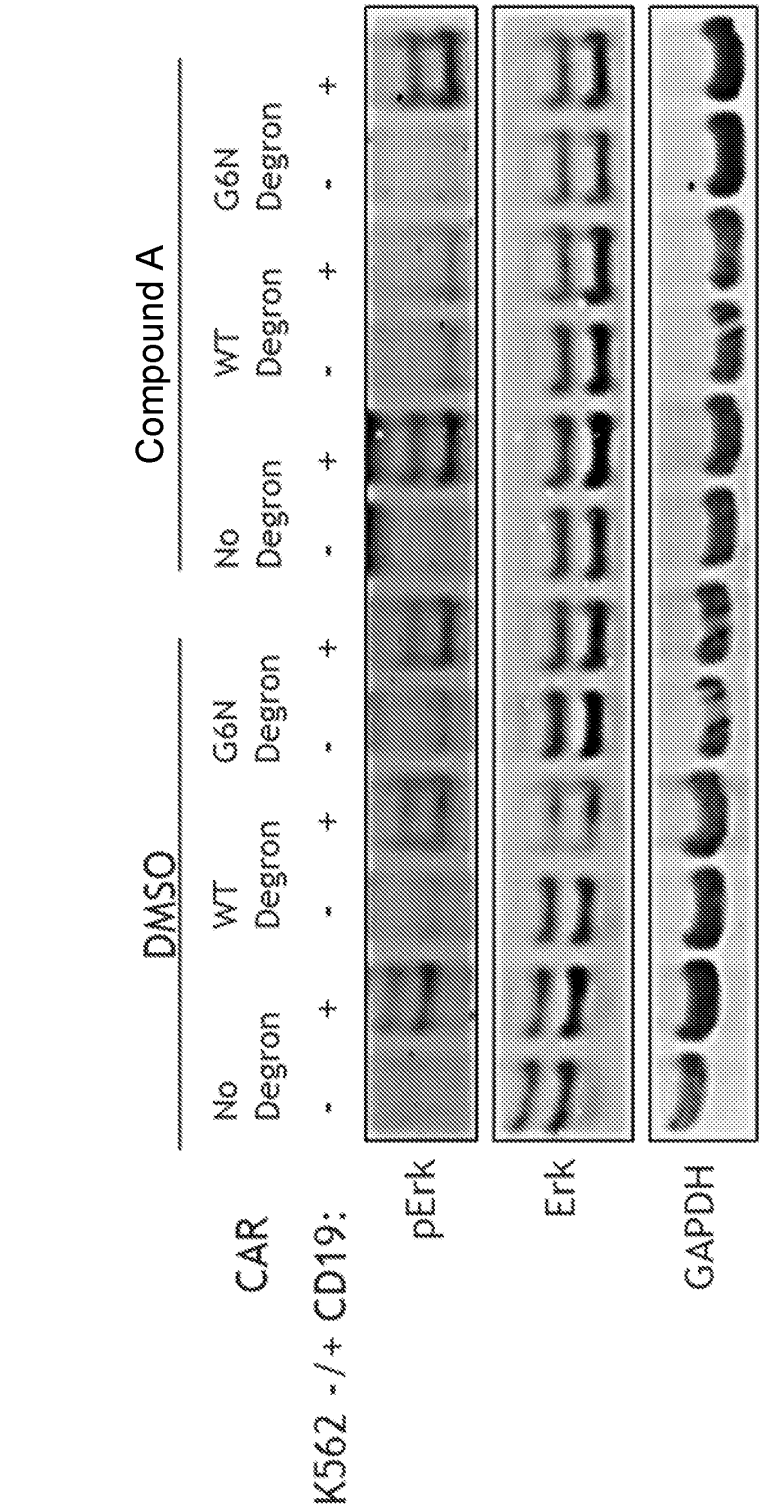
DMSO
Compound A
CAR
No Degron
WT Degron
G6N Degron
No Degron
WT Degron
G6N Degron
K562 -/+ CD19:
- + - + - + - + - +
pErk
Erk
GAPDH

FIG. 7

Title CHN	. . . . | . . . . 10 . . . . | . . . . 20 . . . . |	ID%	SEQ ID NO
Consensus symbols	: * . * * : * : *		
Sequence logo			
Q13422_IKZF1_145_167_23	F Q C N Q C G A S F T Q K G N L L R H I K L H . .	100	21
Q9UKT9_IKZF3_146_168_23	F Q C N Q C G A S F T Q K G N L L R H I K L H . .	100	32
Q9UKT9_IKZF3_140_162_23	F H C N Q C G A S F T Q K G N L L R H I K L H . .	96	27
Q9H2S9_IKZF4_187_209_23	F H C N Q C G A S F T Q K G N L L R H I K L H . .	96	38
Q9H2S9_IKZF4_248_271_24	Y K C N Y C G R S Y K Q Q S T L E E H K E R C H .	35	40
Q9UKS7_IKZF2_196_219_24	H K C N Y C G R S Y K Q R S S L E E H K E R C H .	35	29
Q9H5V7_IKZF5_392_416_25	F Q C N I C G C K C K N K Y D F A C H F A R G Q H	35	47
Q9UKT9_IKZF3_118_140_23	M N C D V C G L S C I S F N V L M V H K R S H . .	30	31
Q13422_IKZF1_201_224_24	H K C G Y C G R S Y K Q R S S L E E H K E R C H .	30	23
Q13422_IKZF1_117_139_23	L K C D I C G I I C I G P N V L M V H K R S H . .	26	20
Q9UKS7_IKZF2_112_134_23	L K C D V C G M V C I G P N V L M V H K R S H . .	26	26
Q9H2SP_IKZF4_159_181_23	L K C D V C G M V C I G P N V L M V H K R S H . .	26	37

FIG. 8

Title CHN	. . . . | . . . . 10 . . . . | . . . . 20 . . . . |	ID%	SEQ ID NO
Consensus symbols	: * . * * : * : *		
Sequence logo	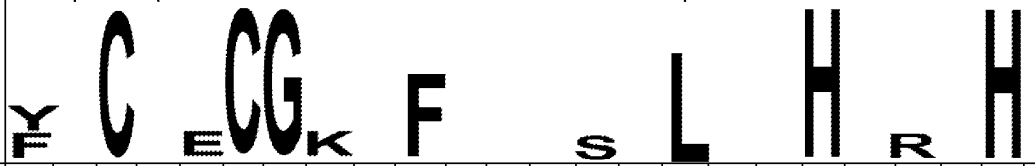		
Q9UKT9_IKZF3_146_168_23	F Q C N Q C G A S F T Q K G N L L R H I K L H	100	72
Q66K89_E4F1_220_242_23	H E C K L C G A S F R T K G S L I R H H R R H	52	73
Q6ZMY9_ZN517_205_227_23	F Q C T E C G K A F K Q S S I L L R H Q L I H	52	74
Q6DD87_ZN787_178_200_23	F V C P R C G R G F S Q P K S L A R H L R L H	48	75
Q6ZMY9_ZN517_396_418_23	F E C A E C G K A F G R K S N L T L H Q K I H	48	76
Q96JP5_ZFP91_400_422_23	L Q C E I C G F T C R Q K A S L N W H M K K H	43	77
Q6DD87_ZN787_150_172_23	Y T C P D C G R S F T Q S K S L A K H R R S H	43	78
Q96CK0_ZN653_528_550_23	F T C E T C G K S F K R K N H L E V H R R T H	43	79
Q17R98_ZN827_817_839_23	F P C D V C G K V F G R Q Q T L S R H L S L H	43	80
Q6DD87_ZN787_317_339_23	H I C V E C G E G F V Q G A A L R R H K K I H	43	81
Q6DD87_ZN787_66_88_23	Y I C N E C G K S F S H W S K L T R H Q R T H	43	82
Q6ZMY9_ZN517_233_255_23	F Q C G E C G K A F R Q S T Q L A A H H R V H	43	83
Q96CK0_ZN653_556_578_23	L Q C E I C G Y Q C R Q R A S L N W H M K K H	39	84
Q9BU19_ZN692_417_439_23	L Q C E I C G F T C R Q K A S L N W H Q R K H	39	85
Q6ZMY9_ZN517_317_339_23	Y R C L R C G Q R F I R G S S L L K H H R L H	39	86
Q6ZMY9_ZN517_261_283_23	Y A C G E C G K A F S R S S R L L Q H Q K F H	39	87
Q8IZM8_ZN654_25_47_23	F A C V I C G R K F R N R G L M Q K H L K N H	39	88
Q17R98_ZN827_374_396_23	F Q C P I C G L V I K R K S Y W K R H M V I H	39	89
Q6ZMY9_ZN517_368_390_23	H E C P V C G R P F R H N S L L L L H L R L H	39	90
Q8N554_ZN276_496_518_23	Y I C D E C G Q T F K Q R K H L L V H Q M R H	39	91
Q66K89_E4F1_463_485_23	F A C A Q C G K A F P K A Y L L K K H Q E V H	39	92

FIG. 9

Title CHN	.	.	.	.	|	.	.	.	.	10	.	.	.	.	|	.	.	.	.	20	.	.	.	.	|	ID%	SEQ ID NO
Consensus symbols		:	*	.		*	*									:			*					:	*		
Q6ZMY9_ZN517_424_446_23	F	A	C	T	E	C	G	K	A	F	R	R	S	Y	T	L	N	E	H	Y	R	L	H			39	93
Q96Ng8_ZN582_339_361_23	Y	E	C	K	E	C	G	K	A	F	N	Q	G	S	T	L	I	R	H	Q	R	I	H			39	94
Q8N554_ZN276_524_546_23	L	Q	C	E	V	C	G	F	Q	C	R	Q	R	A	S	L	K	Y	H	M	T	K	H			35	95
Q6DD87_ZN787_94_116_23	N	A	C	A	D	C	G	K	T	F	S	Q	S	S	H	L	V	Q	H	R	R	I	H			35	96
Q6DD87_ZN787_122_144_23	Y	A	C	L	E	C	G	K	R	F	S	W	S	S	N	L	M	Q	H	Q	R	I	H			35	97
Q6ZMY9_ZN517_289_311_23	F	A	C	T	E	C	G	K	A	F	C	R	R	F	T	L	N	E	H	G	R	I	H			35	98
Q96NG8_ZN582_283_305_23	Y	Q	C	K	E	C	G	K	A	F	N	R	I	S	H	L	K	V	H	Y	R	I	H			35	99
Q96NG8_ZN582_395_417_23	Y	Q	C	K	V	C	G	R	A	F	K	R	V	S	H	L	T	V	H	Y	R	I	H			35	100
Q6ZMY9_ZN517_452_474_23	Y	R	C	R	A	C	G	R	A	C	S	R	L	S	T	L	I	Q	H	Q	K	V	H			30	101
Q9UKT9_IKZF3_118_140_23	M	N	C	D	V	C	G	L	S	C	I	S	F	N	V	L	M	V	H	K	R	S	H			30	102
Q96NG8_ZN582_367_389_23	Y	E	C	K	V	C	G	K	A	F	R	V	S	S	Q	L	K	Q	H	Q	R	I	H			30	103
Q96NG8_ZN582_311_333_23	Y	A	C	K	E	C	G	K	T	F	S	H	R	S	Q	L	I	Q	H	Q	T	V	H			30	104
Q96NG8_ZN582_423_445_23	Y	E	C	K	E	C	G	K	A	F	S	H	C	S	Q	L	I	H	H	Q	V	I	H			30	105
Q96NG8_ZN582_199_221_23	Y	K	C	K	E	C	G	K	A	F	K	Y	G	S	R	L	I	Q	H	E	N	I	H			30	106
Q96NG8_ZN582_227_249_2	Y	E	C	K	E	C	G	K	A	F	N	S	G	S	N	F	I	Q	H	Q	R	V	H			30	107
Q66K89_E4F1_491_513_23	F	R	C	G	D	C	G	K	L	Y	K	T	I	A	H	V	R	G	H	R	R	V	H			26	108
Q66K89_E4F1_519_541_23	Y	P	C	P	K	C	G	K	R	Y	K	T	K	N	A	Q	Q	V	H	F	R	T	H			26	109

FIG. 9 (cont.)

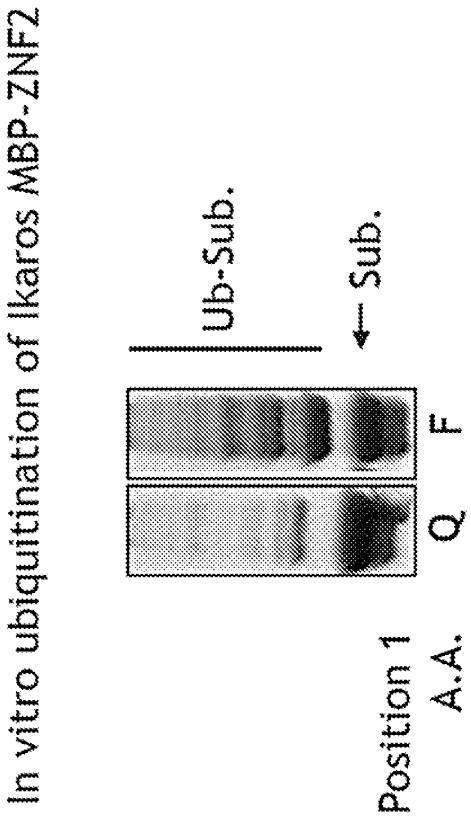

FIG. 10B

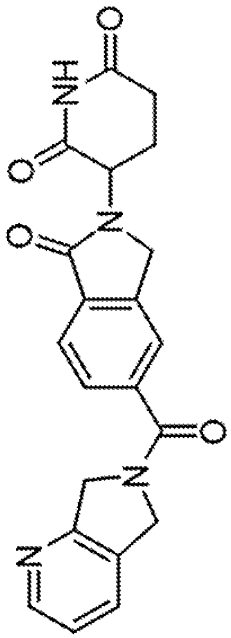

FIG. 10A

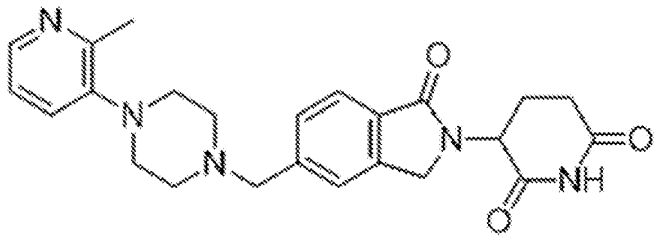

FIG. 11A

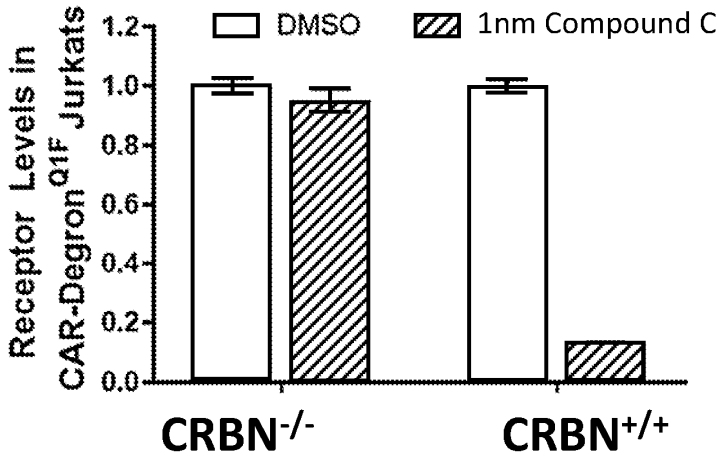

FIG. 11B

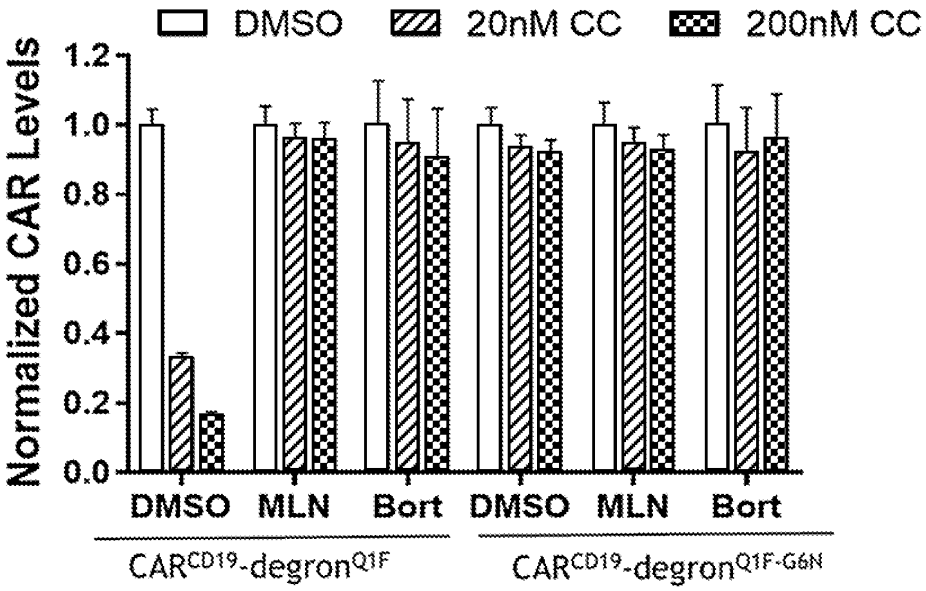

FIG. 11C

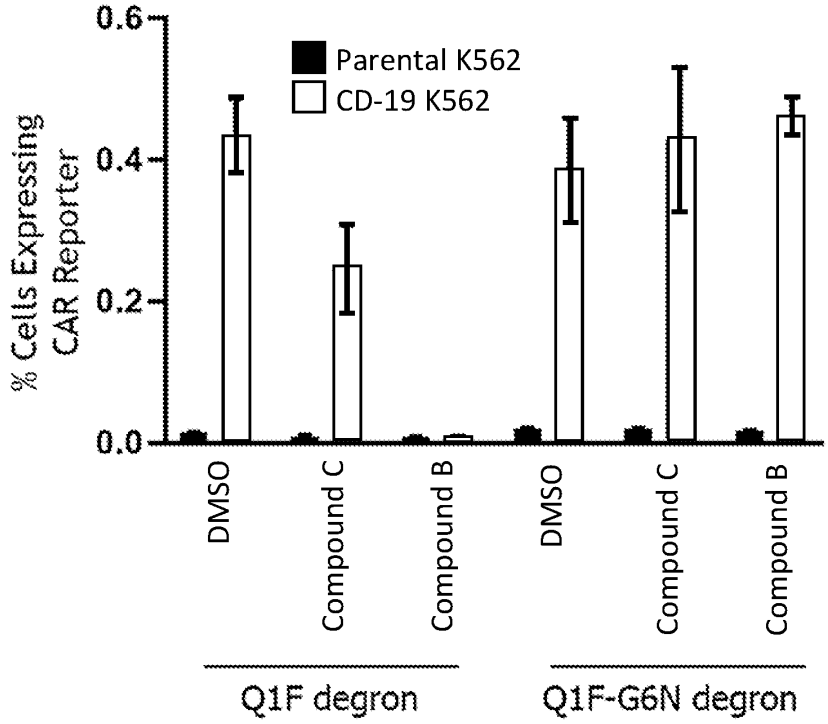

FIG. 12A

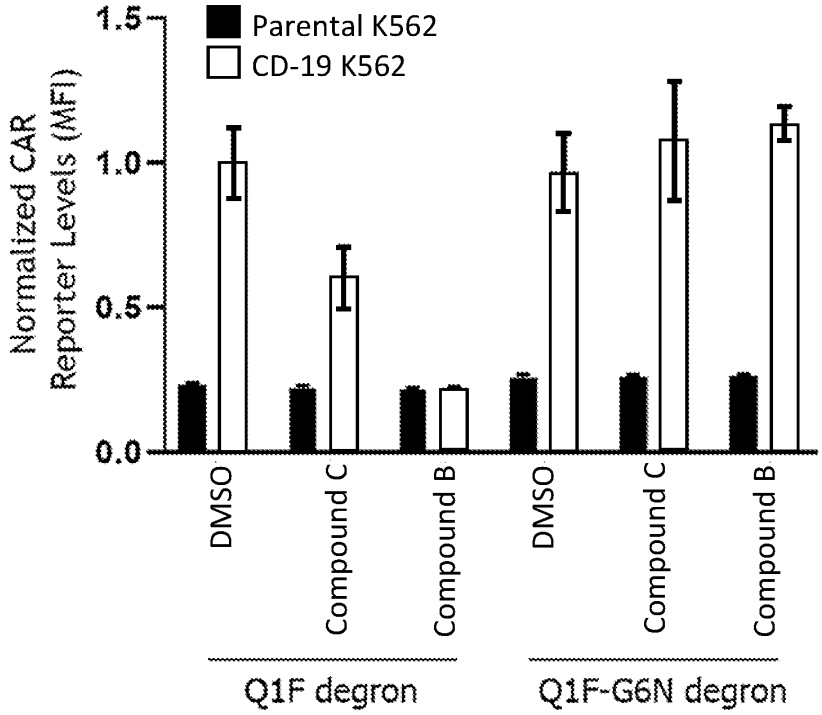

FIG. 12B

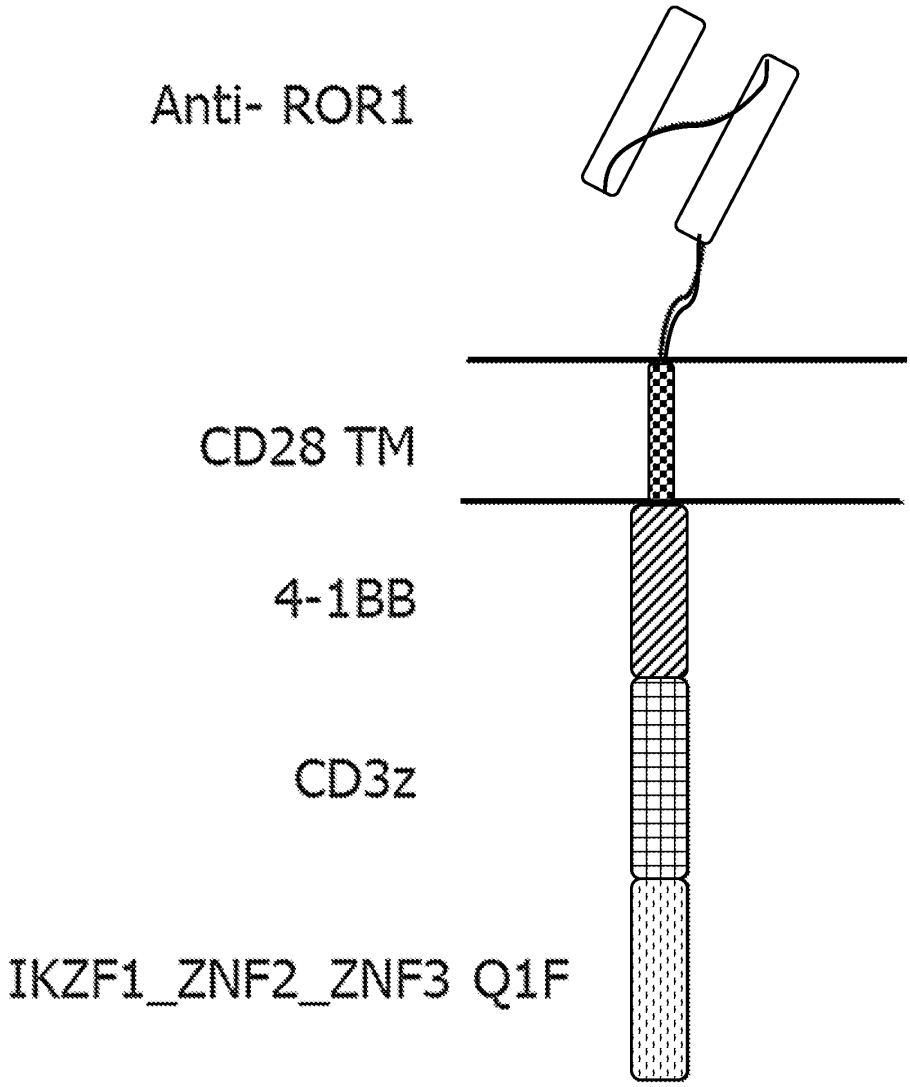

FIG. 13A

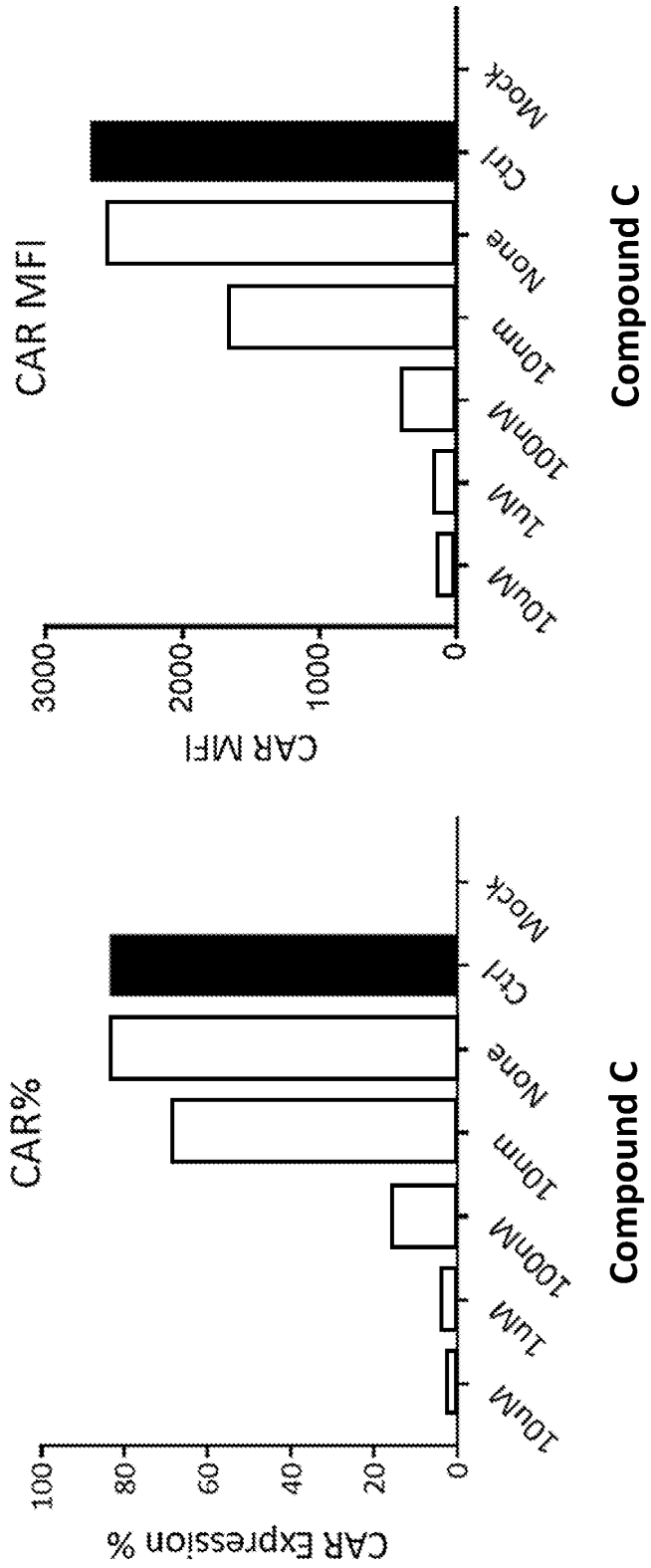
CAR MFI
3000
2000
1000
0
10uM
1uM
100nM
10nM
None
Ctrl
Mock
Compound C
CAR%
100
80
60
40
20
0
10uM
1uM
100nM
10nM
None
Ctrl
Mock
Compound C
CAR Expression %

FIG. 13B

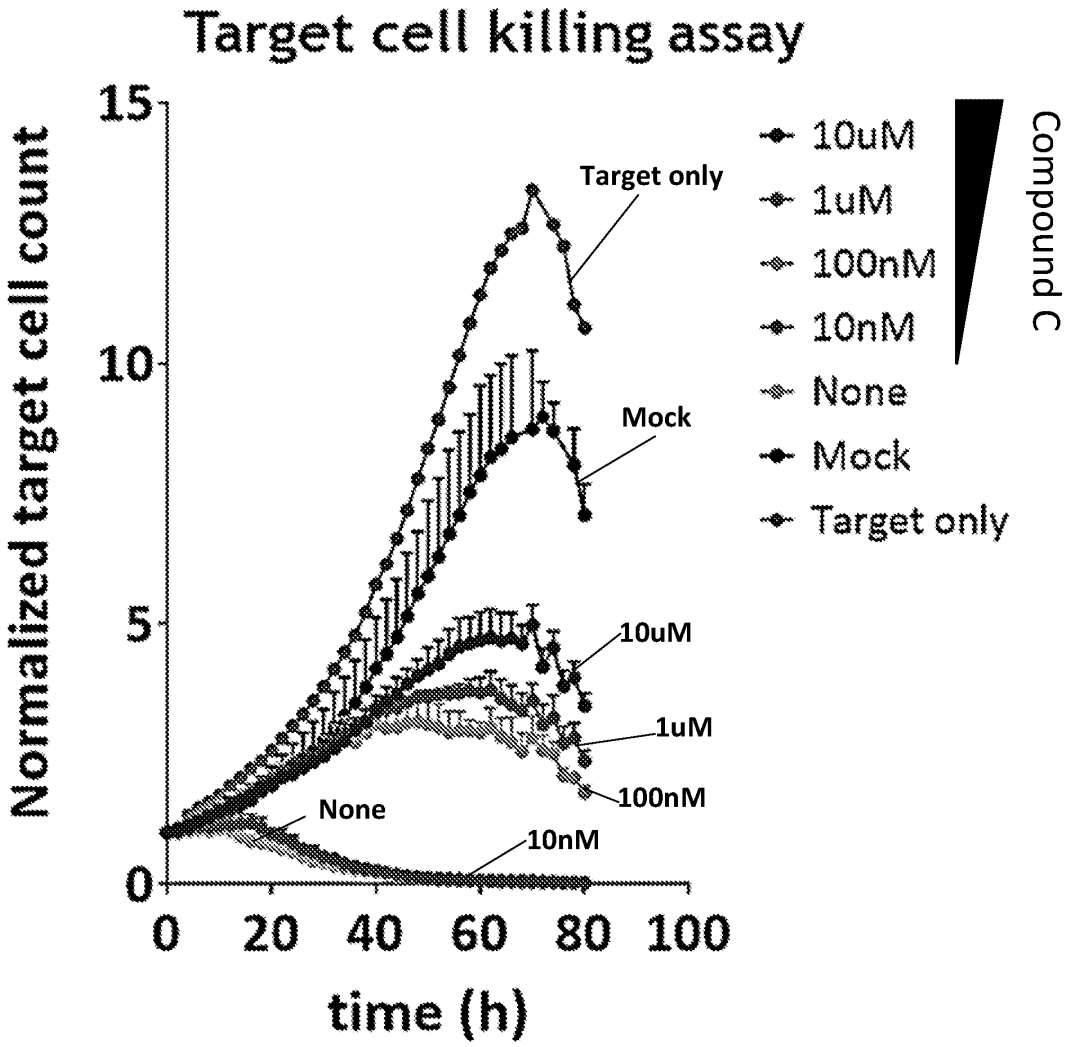
Target cell killing assay
Normalized target cell count
15
10
5
0
0 20 40 60 80 100
time (h)
Target only
Mock
10uM
1uM
100nM
None
10nM
10uM
1uM
100nM
None
Mock
Target only
Compound C

FIG. 14A

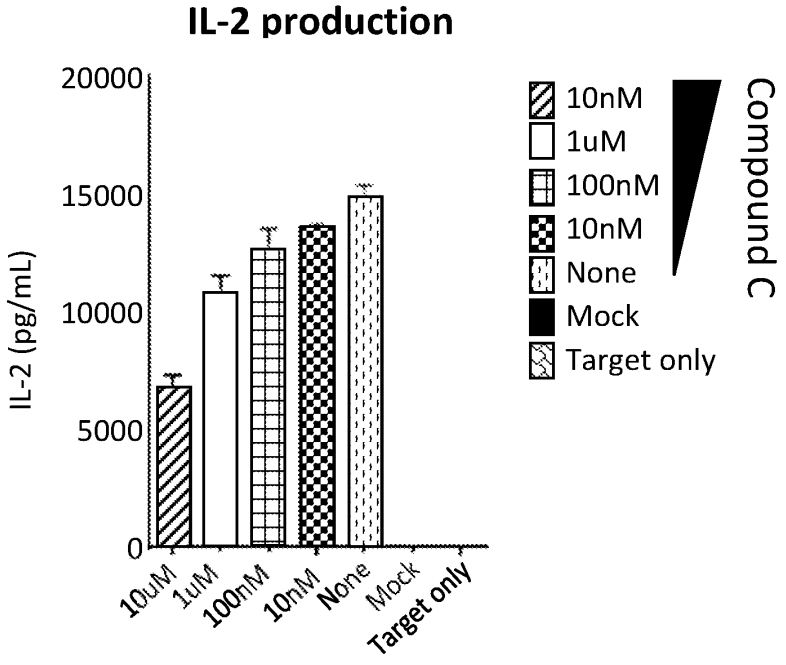

FIG. 14B

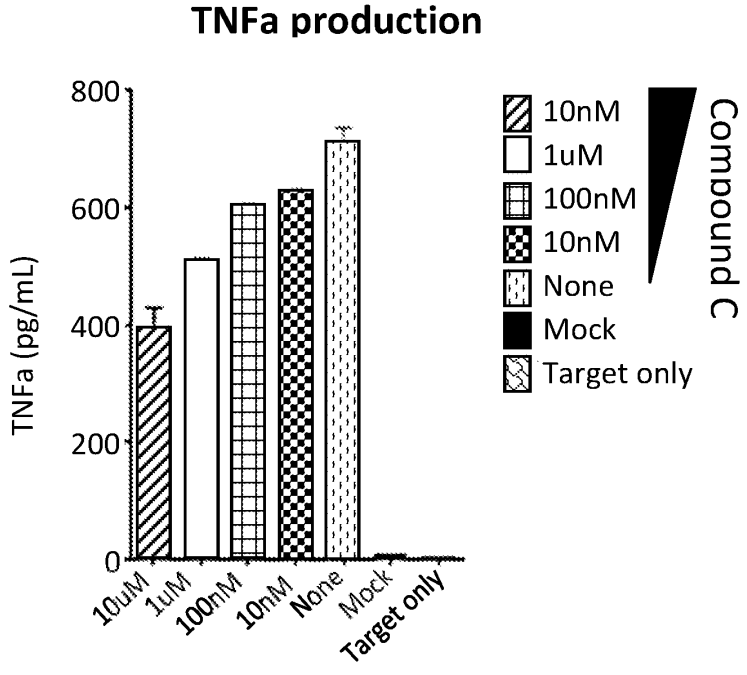

FIG. 14C

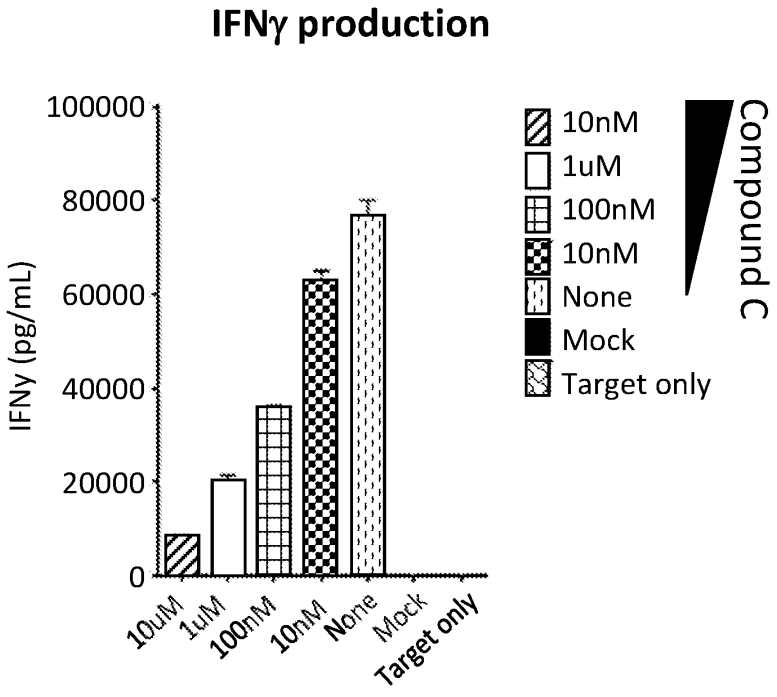
IFNγ production
IFNγ (pg/mL)
100000
80000
60000
40000
20000
0
10uM
1uM
100nM
10nM
None
Mock
Target only
10nM
1uM
100nM
10nM
None
Mock
Target only
Compound C

FIG. 14D

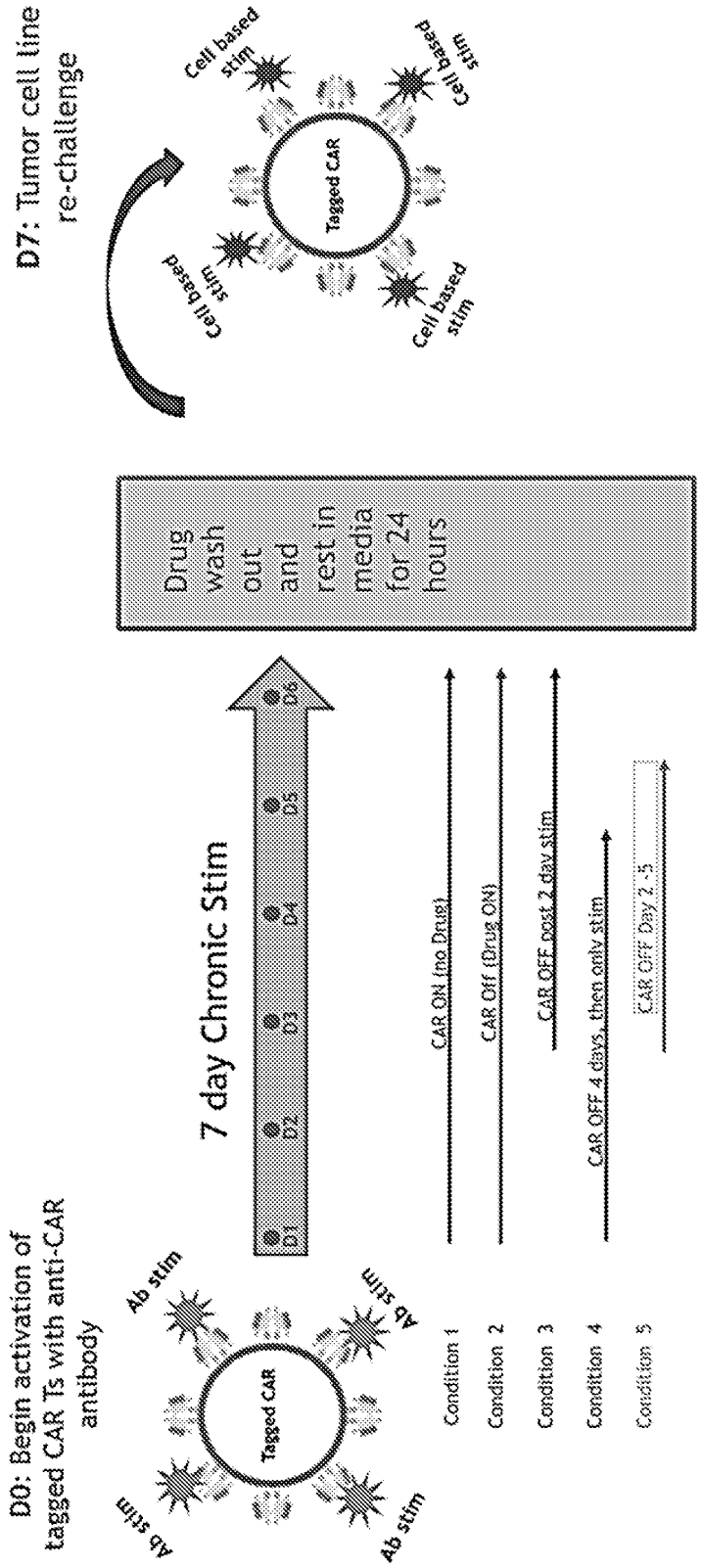
D0: Begin activation of tagged CAR Ts with anti-CAR antibody
Ab stim
Tagged CAR
7 day Chronic Stim
D1
D2
D3
D4
D5
D6
Drug wash out and rest in media for 24 hours
D7: Tumor cell line re-challenge
Cell based stim
Condition 1
CAR ON (no Drug)
Condition 2
CAR Off (Drug ON)
Condition 3
CAR OFF post 2 day stim
Condition 4
CAR OFF 4 days, then only stim
Condition 5
CAR OFF Day 2 - 5

FIG. 15

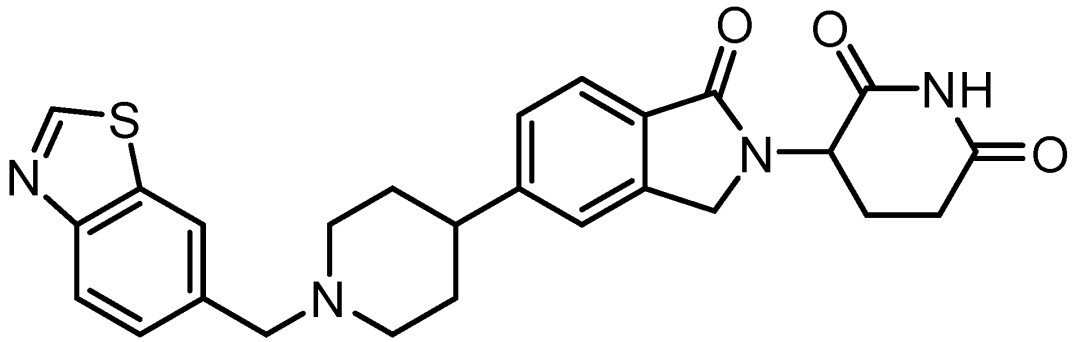

FIG. 16A

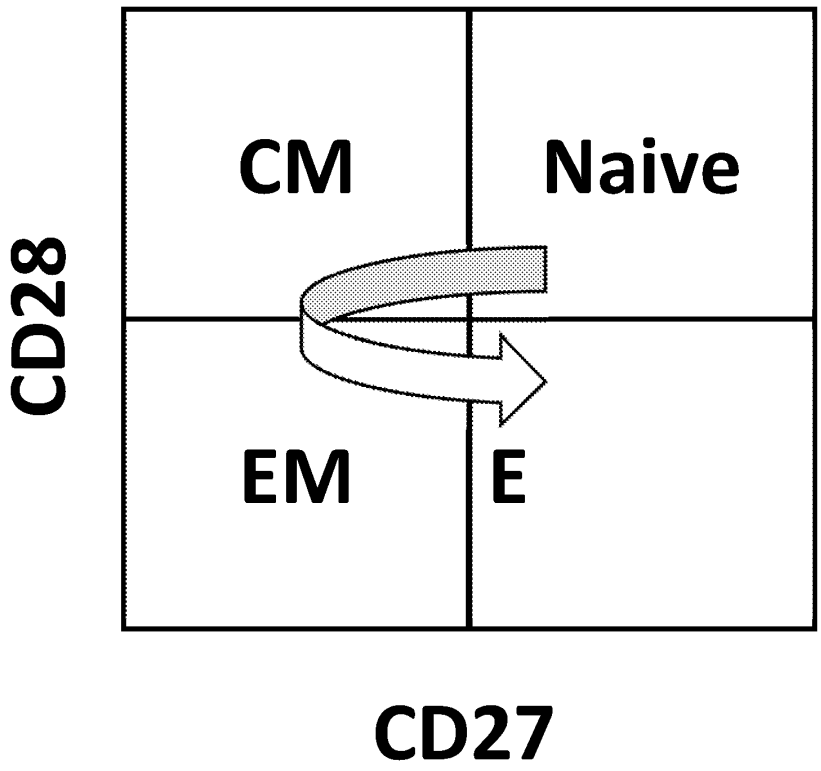

FIG. 16B

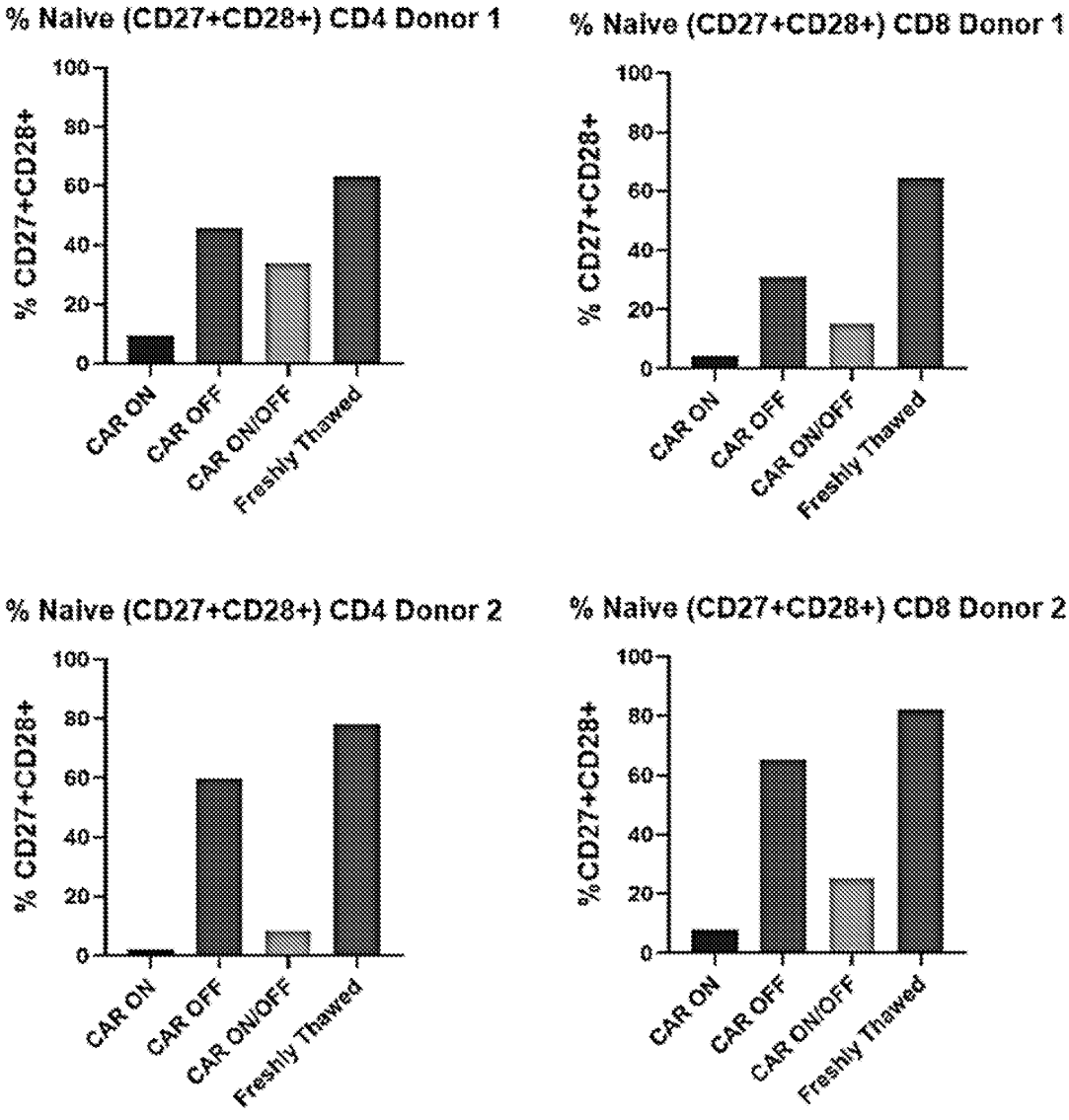
% Naive (CD27+CD28+) CD4 Donor 1
% CD27+CD28+
100
80
60
40
20
0
CAR ON
CAR OFF
CAR ON/OFF
Freshly Thawed
% Naive (CD27+CD28+) CD8 Donor 1
% CD27+CD28+
100
80
60
40
20
0
CAR ON
CAR OFF
CAR ON/OFF
Freshly Thawed
% Naive (CD27+CD28+) CD4 Donor 2
% CD27+CD28+
100
80
60
40
20
0
CAR ON
CAR OFF
CAR ON/OFF
Freshly Thawed
% Naive (CD27+CD28+) CD8 Donor 2
% CD27+CD28+
100
80
60
40
20
0
CAR ON
CAR OFF
CAR ON/OFF
Freshly Thawed

FIG. 16C

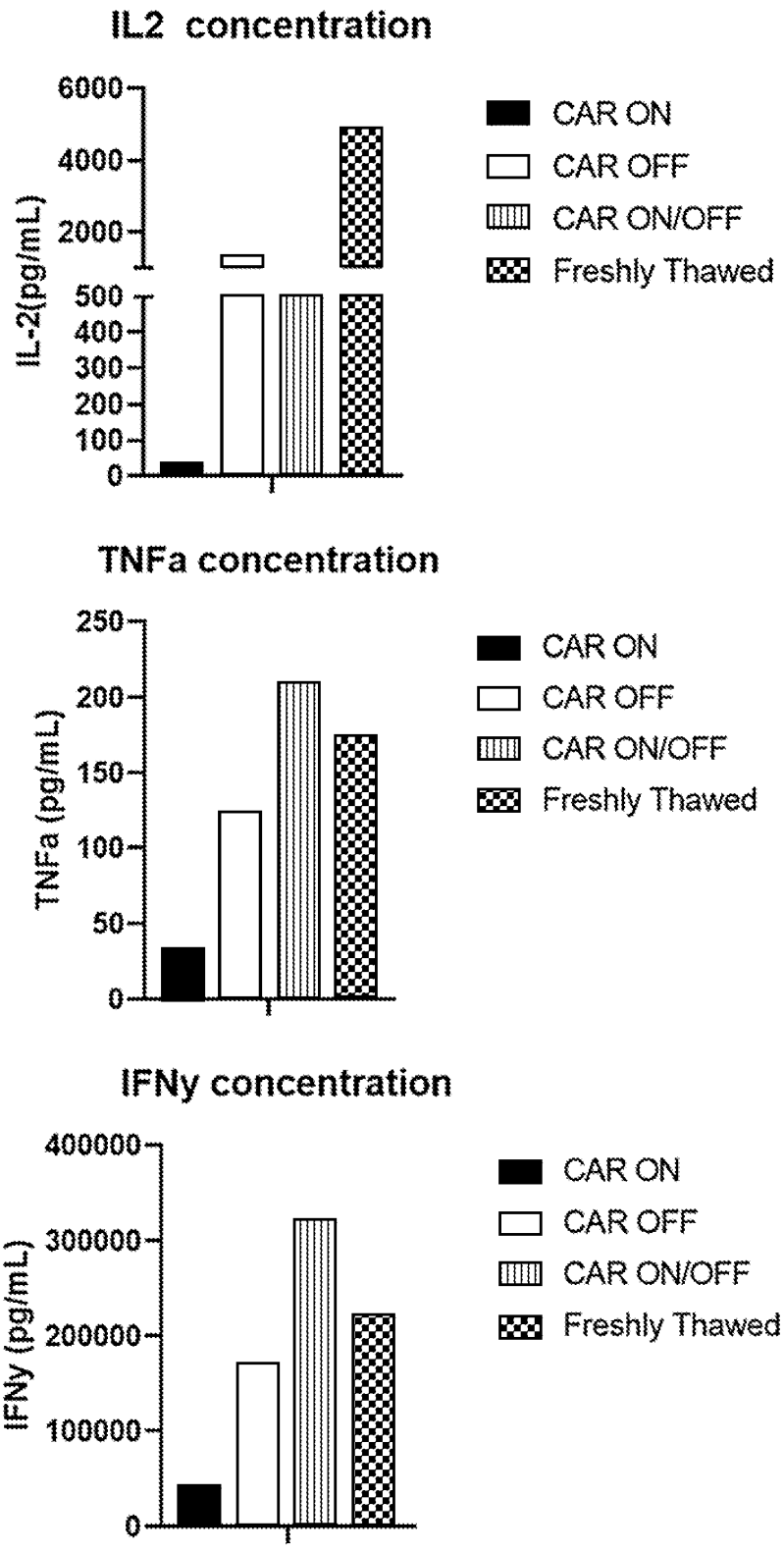
IL2 concentration
IL-2(pg/mL)
6000
4000
2000
500
400
300
200
100
0
CAR ON
CAR OFF
CAR ON/OFF
Freshly Thawed
TNFa concentration
TNFa (pg/mL)
250
200
150
100
50
0
CAR ON
CAR OFF
CAR ON/OFF
Freshly Thawed
IFNy concentration
IFNy (pg/mL)
400000
300000
200000
100000
0
CAR ON
CAR OFF
CAR ON/OFF
Freshly Thawed

FIG. 17A

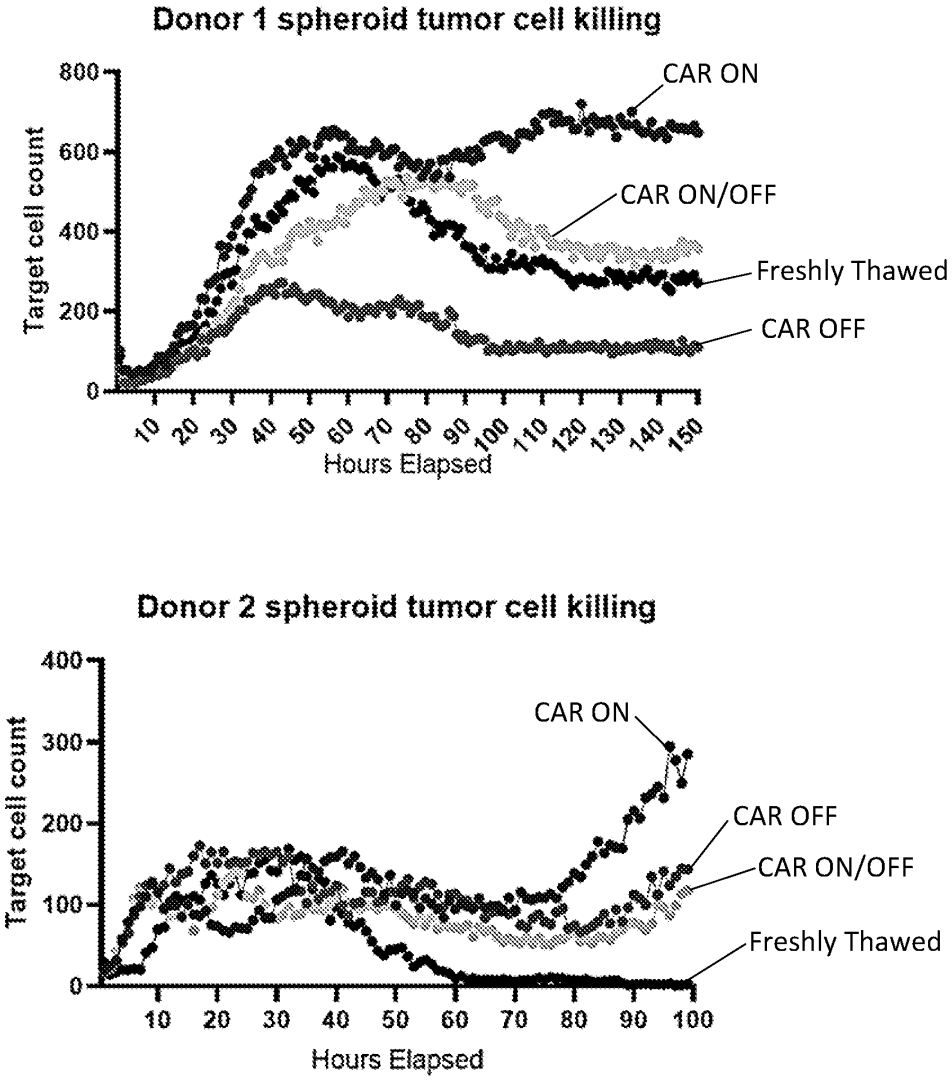
Donor 1 spheroid tumor cell killing
Target cell count
800
600
400
200
0
10 20 30 40 50 60 70 80 90 100 110 120 130 140 150
Hours Elapsed
CAR ON
CAR ON/OFF
Freshly Thawed
CAR OFF
Donor 2 spheroid tumor cell killing
Target cell count
400
300
200
100
0
10 20 30 40 50 60 70 80 90 100
Hours Elapsed
CAR ON
CAR OFF
CAR ON/OFF
Freshly Thawed

FIG. 17B

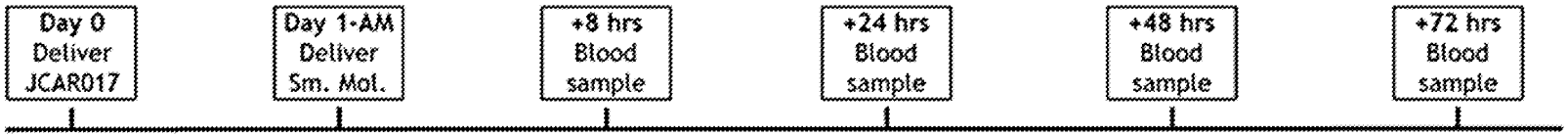

FIG. 18A

Group	N	JCAR017-Gdeg#	SM Dose (mpk)	Dose (mg/mouse)	Mg/group (x1.5)
JCAR017Gdeg + VEH	12	2E6	0	0	0
JCAR017Gdeg + Compound D	12	2E6	0.85	0.017	0.306
JCAR017Gdeg + Compound D	12	2E6	8.5	0.17	3.06

FIG. 18B

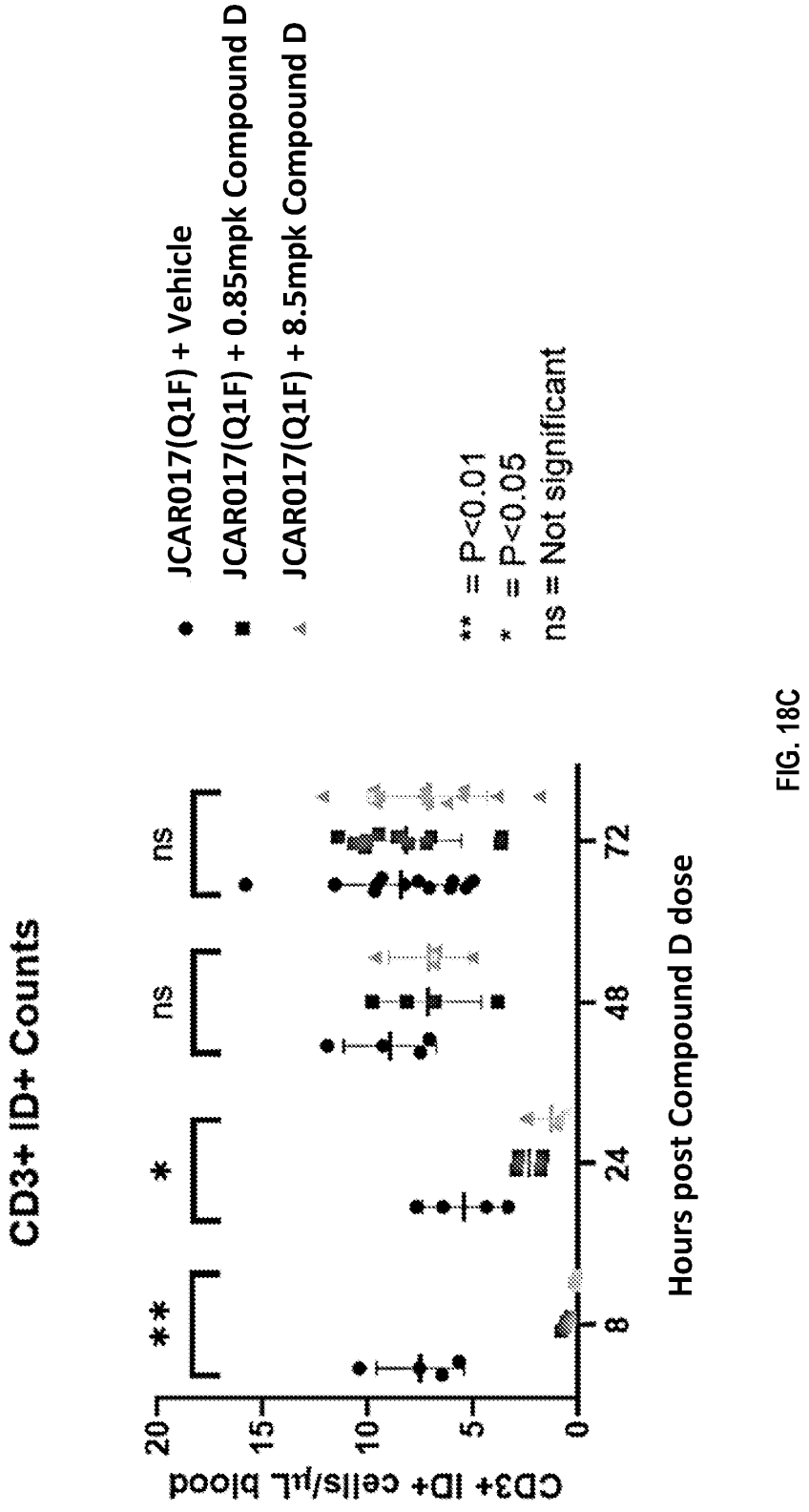
CD3+ ID+ Counts
CD3+ ID+ cells/μL blood
20
15
10
5
0
**
*
ns
ns
8
24
48
72
Hours post Compound D dose
JCAR017(Q1F) + Vehicle
JCAR017(Q1F) + 0.85mpk Compound D
JCAR017(Q1F) + 8.5mpk Compound D
** = P<0.01
* = P<0.05
ns = Not significant

FIG. 18C

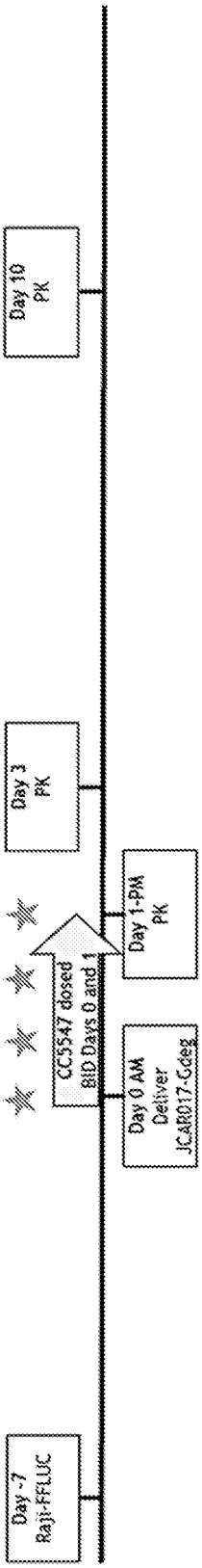

FIG. 19A

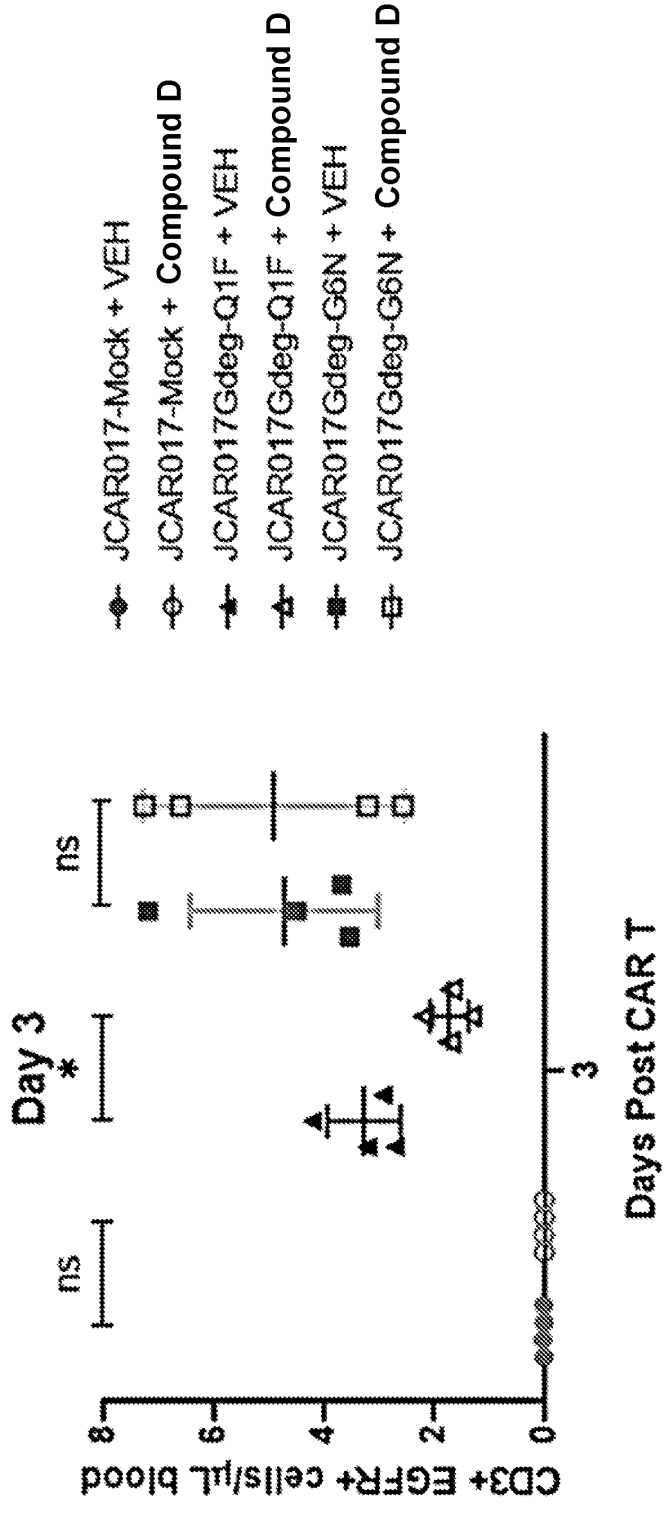

FIG. 19B

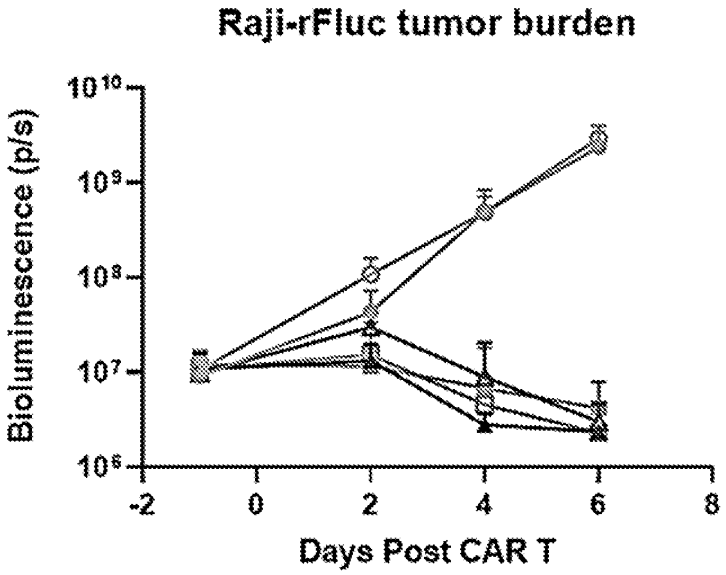

FIG. 19C

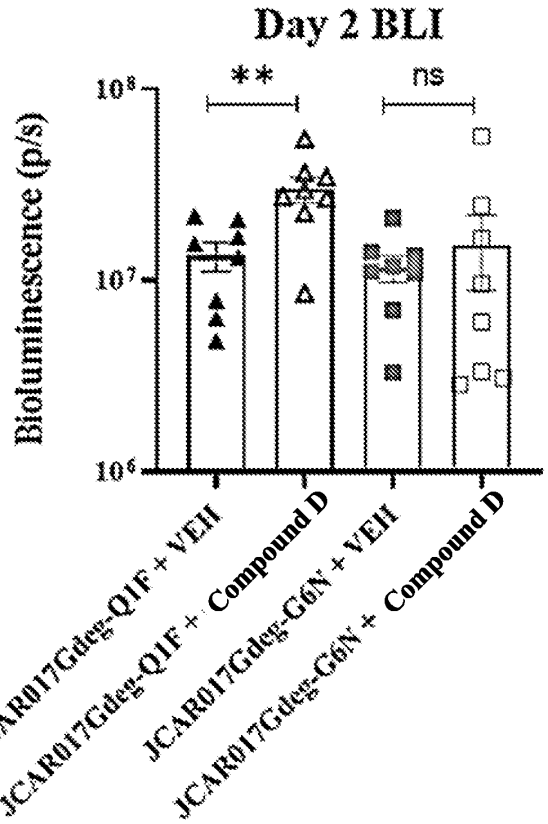

FIG. 19D

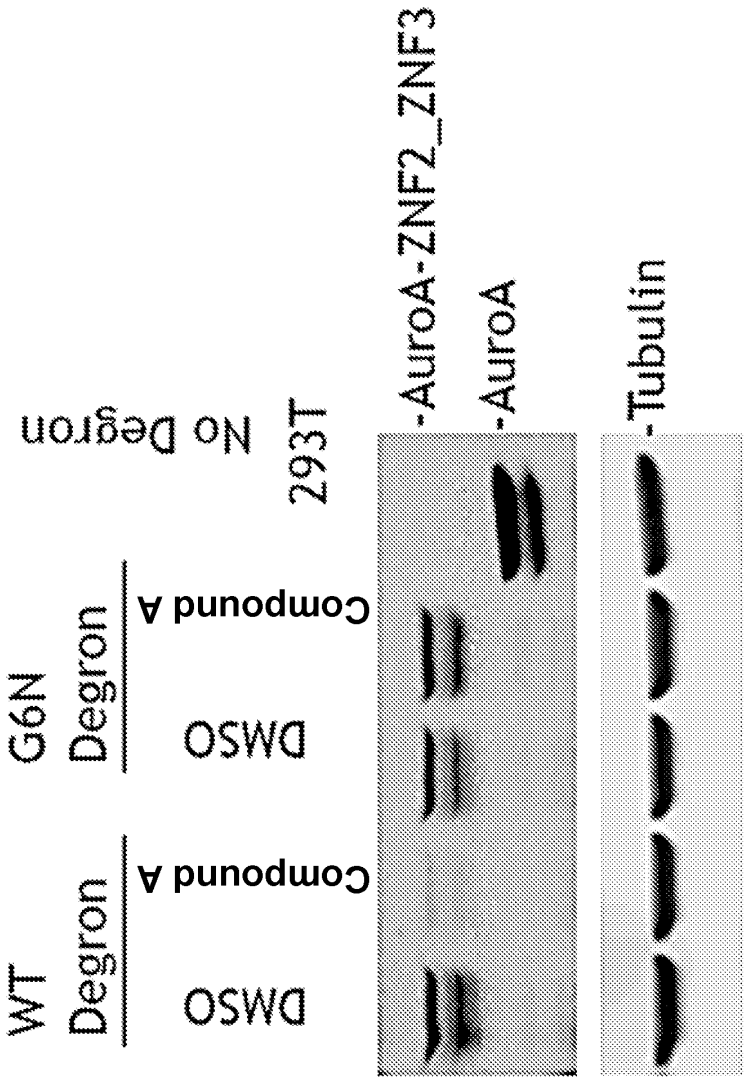
293T
No Degron
G6N Degron
DMSO
Compound A
WT Degron
DMSO
Compound A
-AuroA-ZNF2_ZNF3
-AuroA
-Tubulin

FIG. 20A

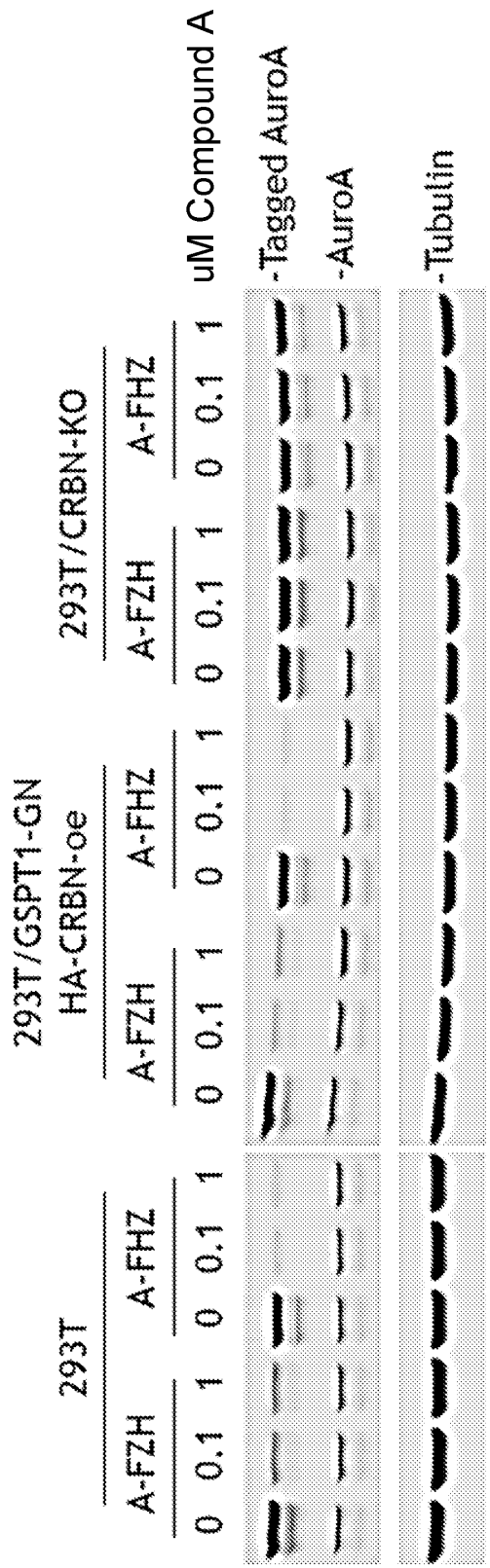
293T
293T/GSPT1-GN HA-CRBN-oe
293T/CRBN-KO
A-FZH
A-FHZ
0 0.1 1 0 0.1 1
0 0.1 1 0 0.1 1
0 0.1 1 0 0.1 1
uM Compound A
-Tagged AuroA
-AuroA
-Tubulin

FIG. 20B

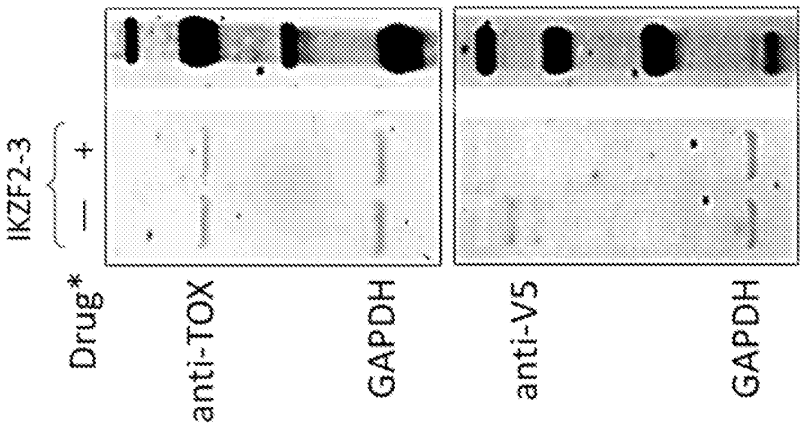

FIG. 20D

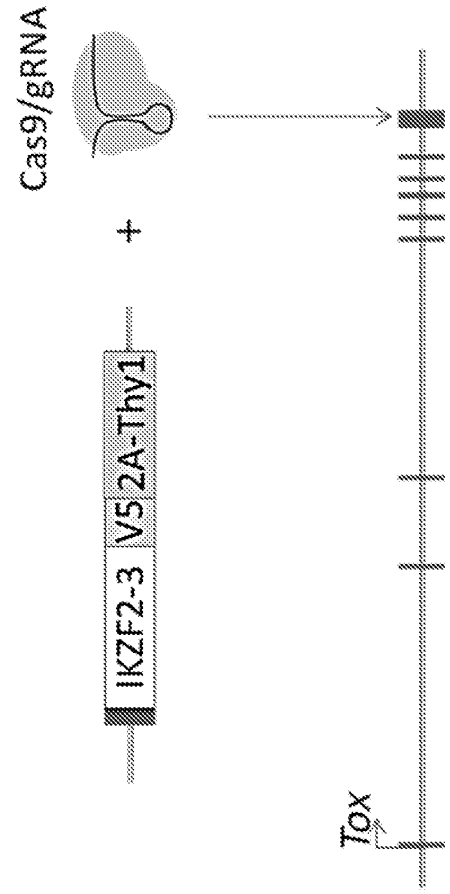

FIG. 20C