## Claims

1. A liposomal composition comprising one or more liposomes, wherein each of the one or more liposomes comprises:

(a) a lipid bilayer comprising a first lipid and a first sterol;

(b) an internal medium comprising a first loading aid and a first solvent; and an additional solvent; and

(c) a Bcl inhibitor encapsulated in the internal medium of said liposomes,

wherein the lipid bilayer is essentially free of entrained Bcl inhibitor.

2. The liposomal composition of claim 1, wherein the first lipid is a polymer-conjugated lipid selected from 1,2-distearoyl-rac-glycero-3-methoxypoly(ethylene glycol), 1,2-dimyristoyl-rac-glycero-3-methoxypoly(ethylene glycol), 1,2-dipalmitoyl-rac-glycero-3-methoxypoly(ethylene glycol), and 1,2-distearoyl-sn-glycero-3-phosphoethanolamine-poly(ethylene glycol), optionally wherein the first lipid is DSG-PEG2000.

3. The liposomal composition of claim 1 or 2, wherein the lipid bilayer further comprises a second lipid, wherein the second lipid is a phospholipid; optionally wherein the second lipid is selected from egg sphingomyelin, distearoyl phosphatidyl choline (DSPC), and dihydrosphingomyelin (DHSM).

4. The liposomal composition of any one of claims 1 to 3, wherein the first solvent is an aqueous solvent, wherein the aqueous solvent is an acidic aqueous solvent.

5. The liposomal composition of any one of claims 1 to 4, wherein the additional solvent is an organic solvent, optionally wherein the additional solvent is dimethylsulfoxide (DMSO).

6. The liposomal composition of any one of claims 1 to 5, wherein the first loading aid is an ionic loading aid selected from ammonium sulfate (AS), ammonium sucrose octasulfate (NH4SOS), potassium sucrose octasulfate (KSOS), triethanolammonium sucrose octasulfate (TEA(OH)SOS), triethylammonium sucrose octasulfate (TEASOS), ammonium citrate, and sodium citrate.

7. The liposomal composition of any one of claims 1 to 6, wherein the internal medium further comprises a second loading aid, wherein the second loading aid is an ionic loading aid selected

from the group consisting of ammonium sulfate (AS), ammonium sucrose octasulfate (NH4SOS), potassium sucrose octasulfate (KSOS), triethylammonium sucrose octasulfate (TEASOS), and sodium citrate.

8. The liposomal composition of any one of claims 1 to 7, wherein the first sterol is cholesterol or beta-sitosterol.

9. The liposomal composition of any one of claims 1 to 8, wherein the Bcl inhibitor is selected from a Bcl-2 inhibitor, a Bcl-$X_L$ inhibitor, and a Bcl-2/Bcl-$X_L$ dual inhibitor, and is a compound of Formula (I):

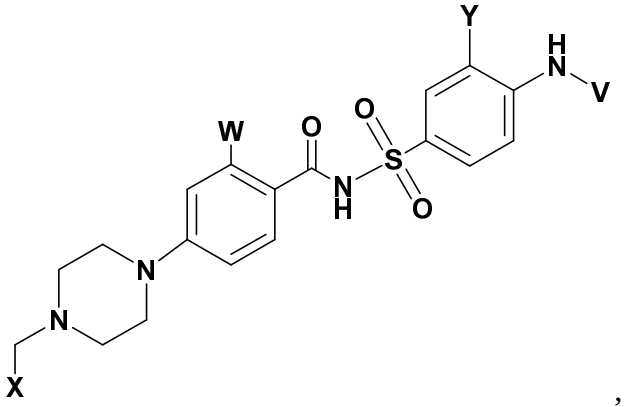

,

or a stereoisomer, tautomer, or pharmaceutically acceptable salt thereof, wherein:

V is 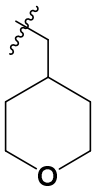 or 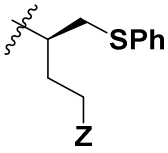;



W is H or 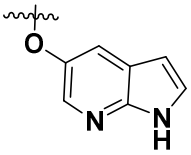;



X is 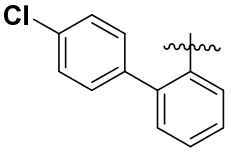 or 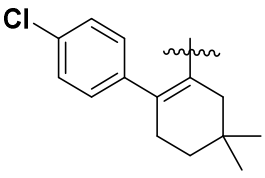;



Y is $-NO_2$ or $-SO_2CF_3$;

Z is selected from the group consisting of 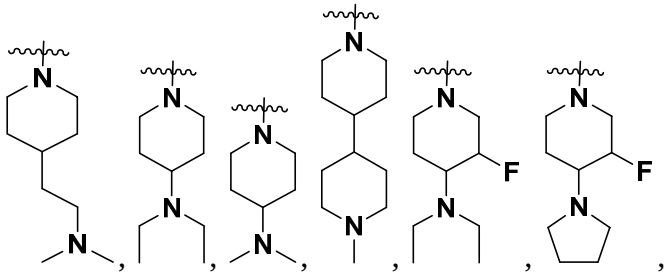, 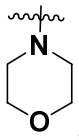, and ;

optionally wherein the compound of Formula (I) is:

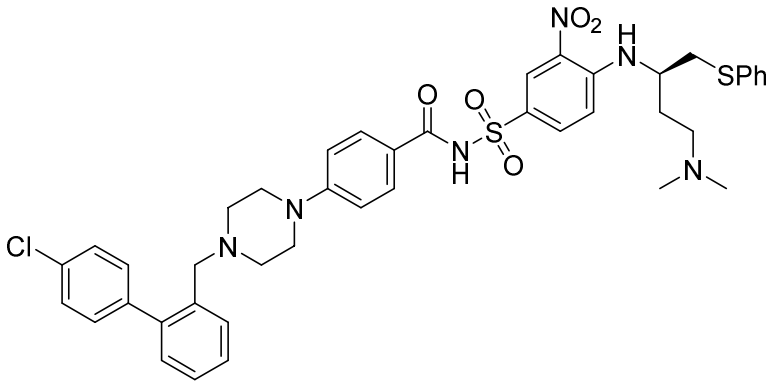

10. The liposomal composition of any one of claims 1 to 9, further comprising an additional therapeutic agent, optionally wherein the additional therapeutic agent is selected from an alkylating agent, an anti-angiogenic agent, an antimetabolite, an apoptosis inducing agent, a cell cycle inhibitor, a cell cycle control inhibitor, a checkpoint inhibitor, a cyclin-dependent kinase inhibitor, a cytotoxic agent, a DNA damaging agent, a DNA repair inhibitor, a mitochondrial poison, a receptor tyrosine kinase inhibitor, a telomerase inhibitor, a signal transduction inhibitor, a transcription inhibitor, a Bcl inhibitor, a PARP inhibitor, a PI3K inhibitor, an HSP9O inhibitor, a JAK inhibitor, an ATR inhibitor, an HDAC inhibitor, a tyrosine kinase inhibitor, a receptor tyrosine kinase inhibitor, a BTK inhibitor, an alkylating agent, an SMO inhibitor, an antitubulin agent, an MEK inhibitor, a topoisomerase inhibitor, a RAF inhibitor, a BRAF inhibitor, and a proteasome inhibitor.

11. The liposomal composition of any one of claims 1 to 10, wherein the liposomes have a mean diameter between 50 nm and 250 nm.

12. The liposomal composition of any one of claims 1 to 11, further comprising a carrier medium in which the liposomes are suspended.

13. The liposomal composition of any one of claims 1 to 12, wherein the liposomal composition has a polydispersity index (PDI) between 0.001 and 0.5.

14. The liposomal pharmaceutical composition of any one of claims 1 to 13, wherein the liposomes are prepared by a method comprising:

following encapsulation of the Bcl inhibitor in the internal compartment of the liposomes, contacting the liposomes with an aqueous acid, protonating Bcl inhibitor entrained in the lipid bilayer, and separating the protonated Bcl inhibitor from the liposomes,

optionally wherein the protonated Bcl inhibitor is separated from the liposomes by ultrafiltration.

15. The liposomal pharmaceutical composition of any one of claims 1 to 14, wherein the composition does not burst release the Bcl inhibitor in plasma, wherein the burst release is defined as a greater than 50% decrease in plasma Bcl inhibitor over a first hour.