FIG. 1

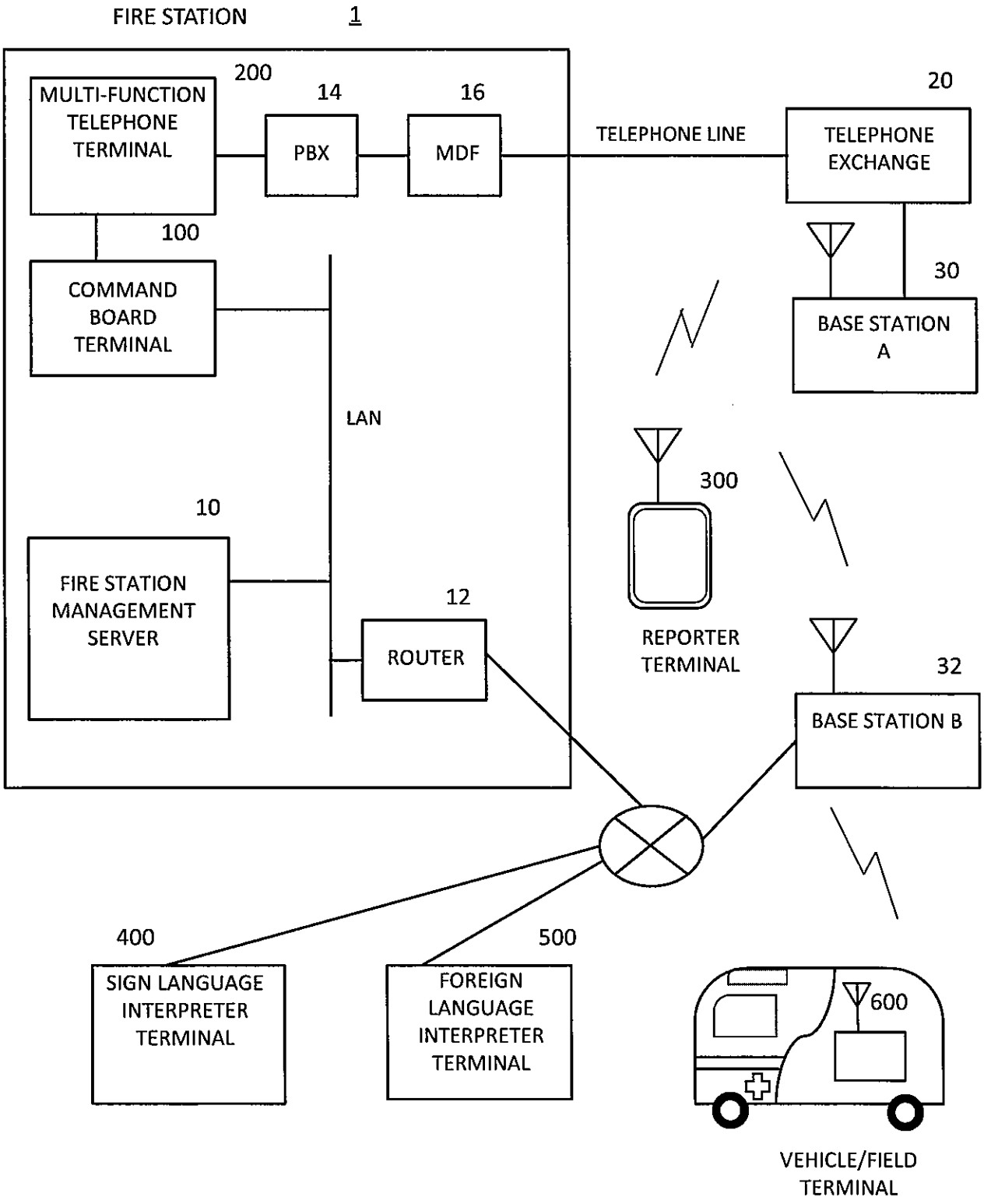
FIRE STATION 1
200
MULTI-FUNCTION TELEPHONE TERMINAL
14
PBX
16
MDF
TELEPHONE LINE
20
TELEPHONE EXCHANGE
100
COMMAND BOARD TERMINAL
LAN
30
BASE STATION A
300
10
FIRE STATION MANAGEMENT SERVER
12
ROUTER
REPORTER TERMINAL
32
BASE STATION B
400
SIGN LANGUAGE INTERPRETER TERMINAL
500
FOREIGN LANGUAGE INTERPRETER TERMINAL
600
VEHICLE/FIELD TERMINAL

FIG. 2

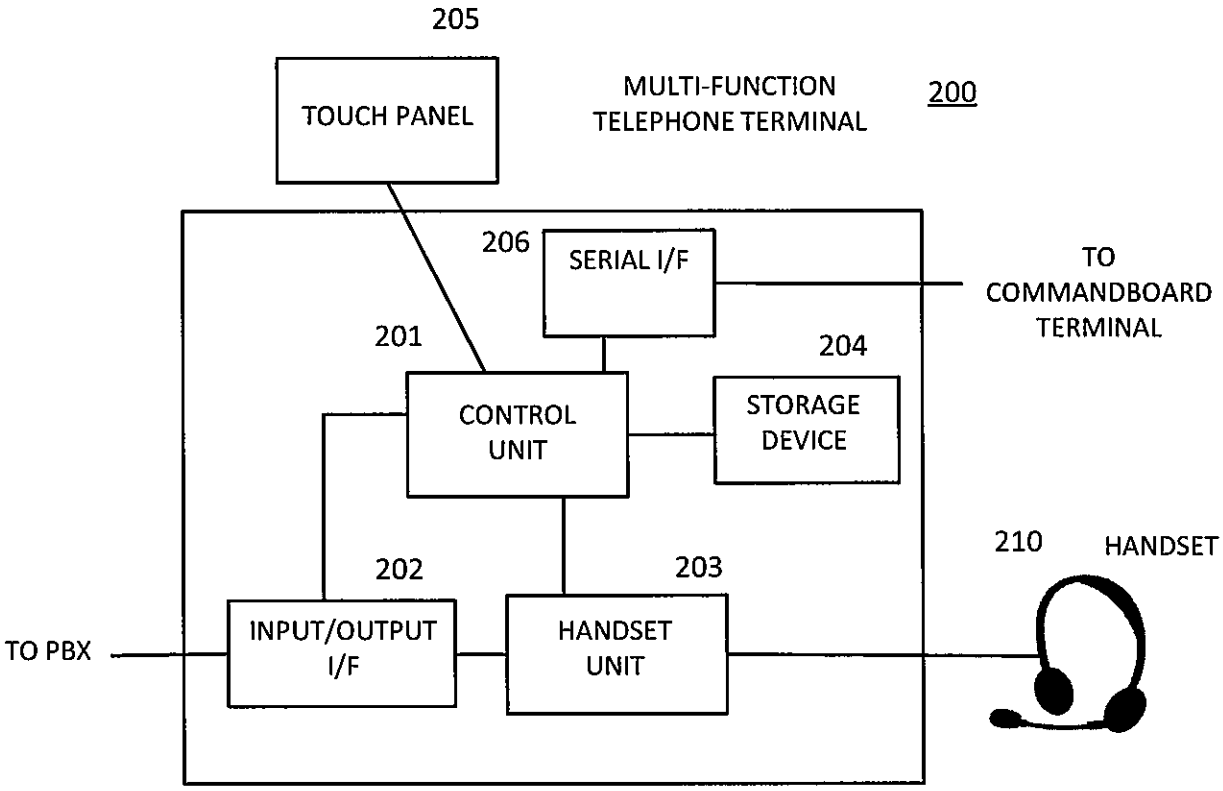
205
TOUCH PANEL
MULTI-FUNCTION
TELEPHONE TERMINAL
200
206
SERIAL I/F
TO
COMMANDBOARD
TERMINAL
201
204
CONTROL
UNIT
STORAGE
DEVICE
210
HANDSET
202
203
TO PBX
INPUT/OUTPUT
I/F
HANDSET
UNIT

FIG. 3

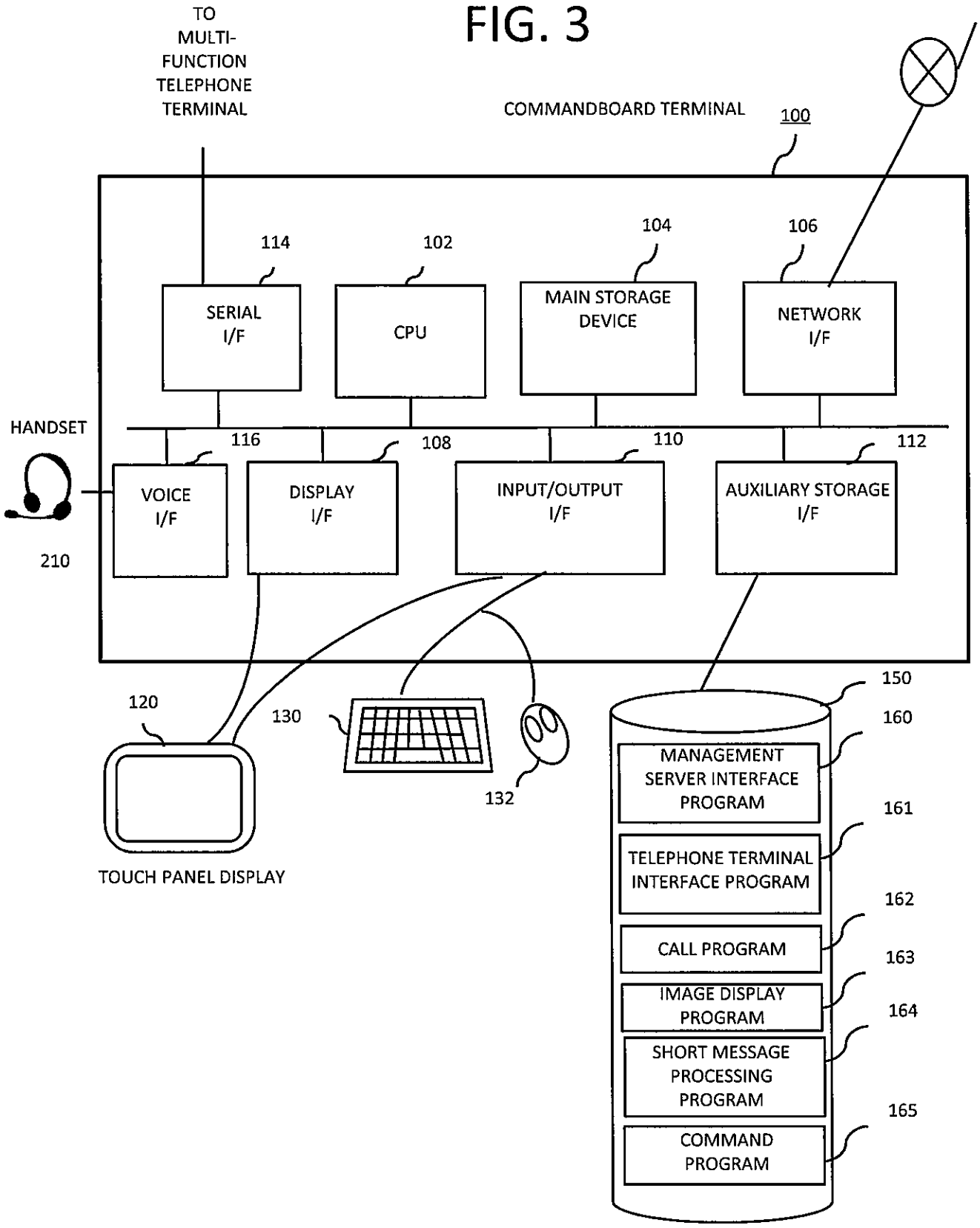
TO MULTI-FUNCTION TELEPHONE TERMINAL
COMMANDBOARD TERMINAL
100
114
102
104
106
SERIAL I/F
CPU
MAIN STORAGE DEVICE
NETWORK I/F
HANDSET
116
108
110
112
VOICE I/F
DISPLAY I/F
INPUT/OUTPUT I/F
AUXILIARY STORAGE I/F
210
120
130
132
150
160
MANAGEMENT SERVER INTERFACE PROGRAM
161
TELEPHONE TERMINAL INTERFACE PROGRAM
162
CALL PROGRAM
163
IMAGE DISPLAY PROGRAM
164
SHORT MESSAGE PROCESSING PROGRAM
165
COMMAND PROGRAM
TOUCH PANEL DISPLAY

FIG. 4

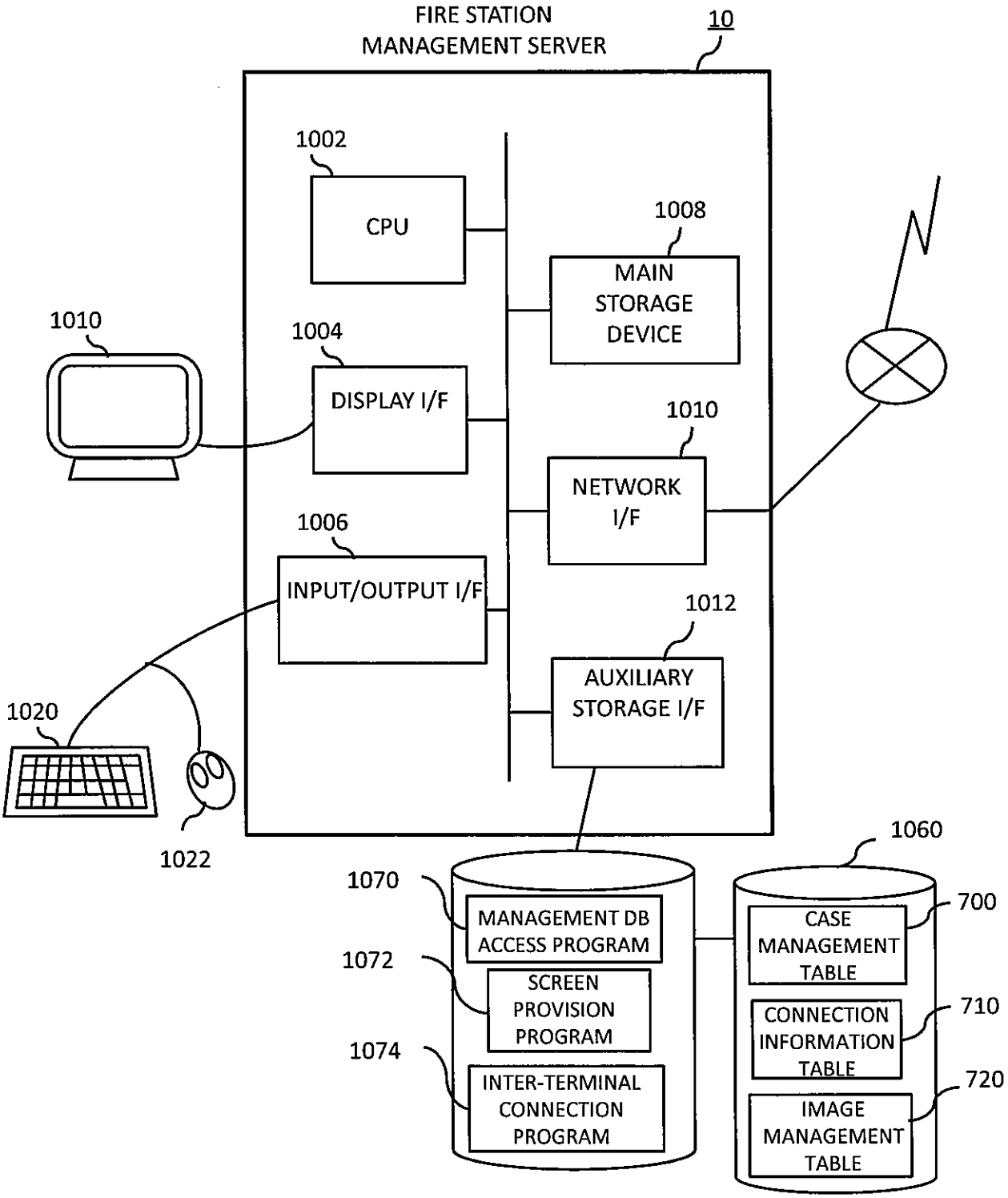
FIRE STATION
MANAGEMENT SERVER
10
1002
CPU
1008
MAIN
STORAGE
DEVICE
1010
1004
DISPLAY I/F
1010
NETWORK
I/F
1006
INPUT/OUTPUT I/F
1012
AUXILIARY
STORAGE I/F
1020
1022
1060
1070
MANAGEMENT DB
ACCESS PROGRAM
1072
SCREEN
PROVISION
PROGRAM
1074
INTER-TERMINAL
CONNECTION
PROGRAM
700
CASE
MANAGEMENT
TABLE
710
CONNECTION
INFORMATION
TABLE
720
IMAGE
MANAGEMENT
TABLE

FIG. 5

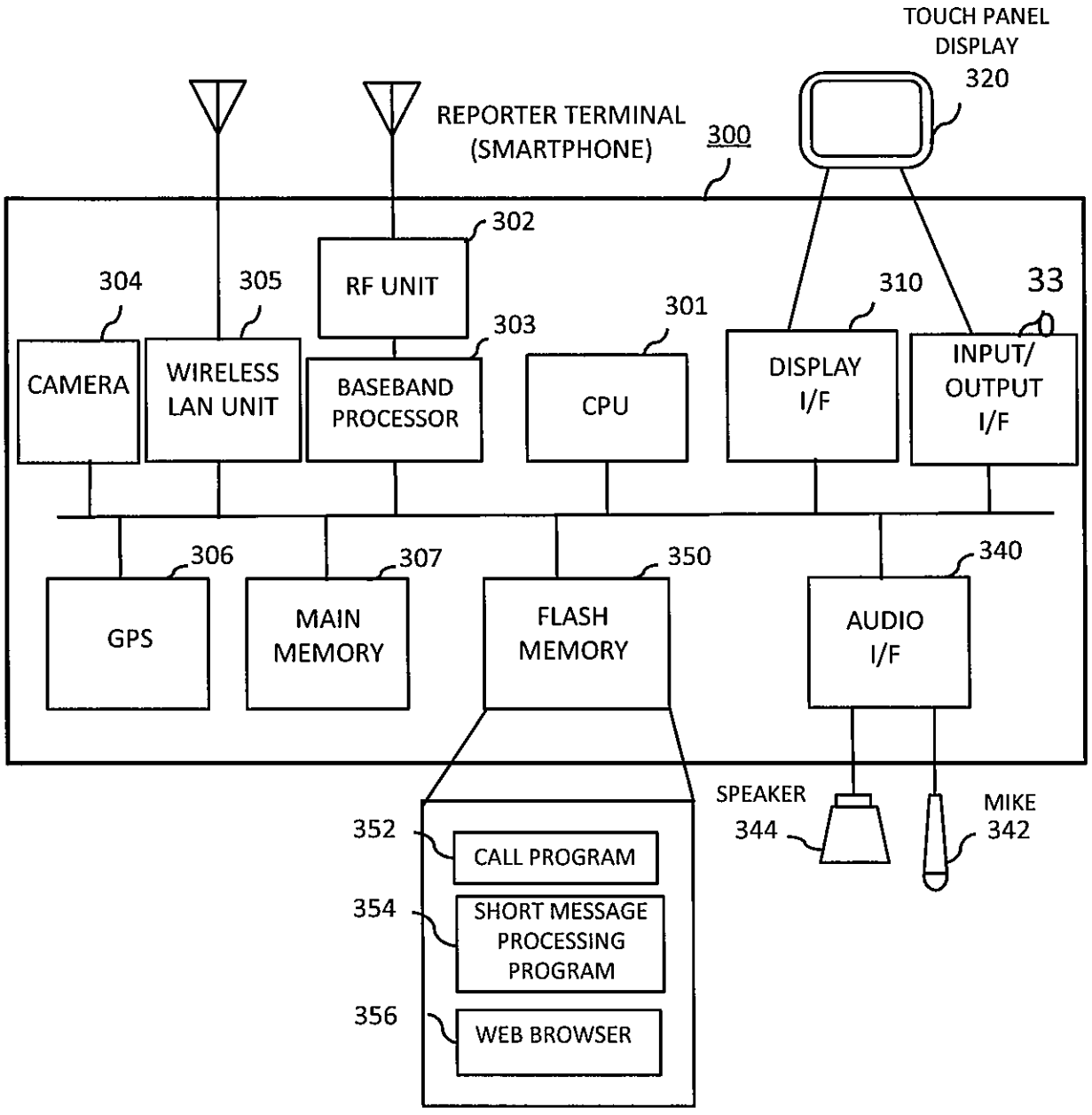
TOUCH PANEL DISPLAY
320
REPORTER TERMINAL (SMARTPHONE)
300
302
RF UNIT
304
305
310
33
0
303
301
CAMERA
WIRELESS LAN UNIT
BASEBAND PROCESSOR
CPU
DISPLAY I/F
INPUT/ OUTPUT I/F
306
307
350
340
GPS
MAIN MEMORY
FLASH MEMORY
AUDIO I/F
SPEAKER
344
MIKE
342
352
CALL PROGRAM
354
SHORT MESSAGE PROCESSING PROGRAM
356
WEB BROWSER

FIG. 6

CASE MANAGEMENT TABLE 700

700a	700b	700c	700d	700e	700f
CASE NUMBER	REPORTER TELEPHONE NUMBER	REPORT DATE AND TIME	REPORT TYPE	RECEPTION COMMAND BOARD TERMINAL	CONNECTION ID
jian0001	080-XXXX-YY01	20160805 103520	FIRE EXTINGUISH-ING	shrei001	2031
jian0002	080-XXXX-YY02	20160808 200201	EMERGENCY	shrei010	2034
⋮	⋮	⋮	⋮	⋮	⋮

FIG. 7

CONNECTION INFORMATION TABLE 710

710a CONNECTION ID	710b REPORTER TERMINAL ID	710c COMMAND BOARD TERMINAL ID	710d SIGN LANGUAGE INTERPRETER TERMINAL ID
2031	080-XXXX-YY01	shrei001	—
2034	080-XXZZ-YY02	shrei010	shuwa003
2036	080-XYYX-YY11	shrei011	—
⋮	⋮	⋮	⋮

710e FOREIGN LANGUAGE INTERPRETER TERMINAL ID	710f1 VEHICLE TERMINAL/FIELD TERMINAL (1) ID	710f2 VEHICLE TERMINAL/FIELD TERMINAL (2) ID	...
—	sharyou01	—	...
—	sharyou10	genba01	...
Gaikoku020	—	—	...
⋮	⋮	⋮	

FIG. 8

IMAGE MANAGEMENT TABLE 720

720a	720b	720c	720d
IMAGE ID	CONNECTION ID	TRANSMISSION SOURCE ID	FILE PATH
gazou001	2031	080-XXXX-YY01	seishi¥001.jpg
gazou002	2031	080-XXXX-YY01	map¥003.jpg
gazou010	2034	shuwa003	shwa¥011.mpg
⋮	⋮	⋮	⋮

FIG. 9A

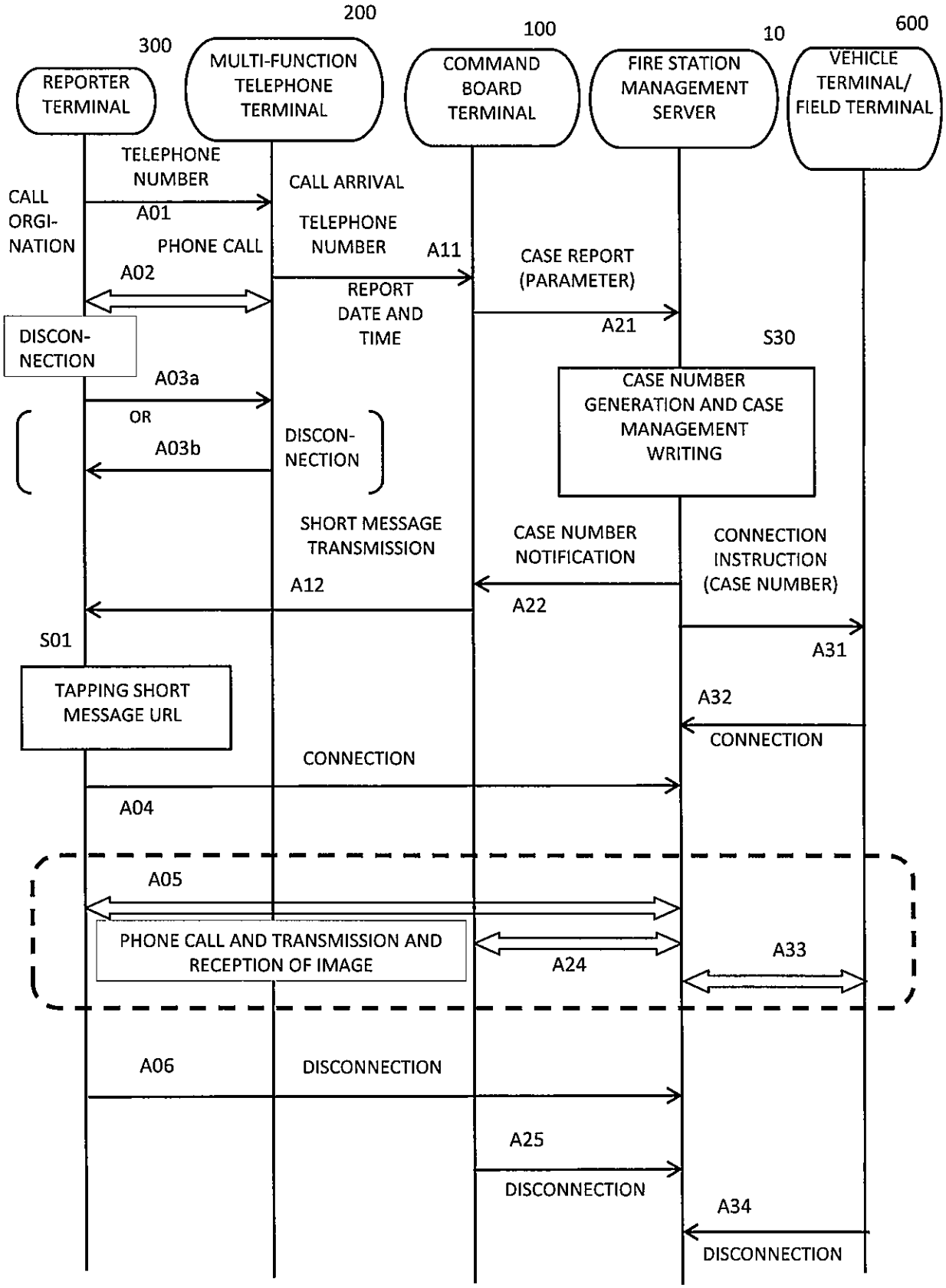
300
REPORTER TERMINAL
200
MULTI-FUNCTION TELEPHONE TERMINAL
100
COMMAND BOARD TERMINAL
10
FIRE STATION MANAGEMENT SERVER
600
VEHICLE TERMINAL/ FIELD TERMINAL
CALL ORGI-NATION
TELEPHONE NUMBER
A01
CALL ARRIVAL
PHONE CALL
A02
TELEPHONE NUMBER
A11
REPORT DATE AND TIME
CASE REPORT (PARAMETER)
A21
DISCON-NECTION
A03a
OR
A03b
DISCON-NECTION
S30
CASE NUMBER GENERATION AND CASE MANAGEMENT WRITING
SHORT MESSAGE TRANSMISSION
A12
CASE NUMBER NOTIFICATION
A22
CONNECTION INSTRUCTION (CASE NUMBER)
A31
S01
TAPPING SHORT MESSAGE URL
A32
CONNECTION
CONNECTION
A04
A05
PHONE CALL AND TRANSMISSION AND RECEPTION OF IMAGE
A24
A33
A06
DISCONNECTION
A25
DISCONNECTION
A34
DISCONNECTION

FIG. 9B

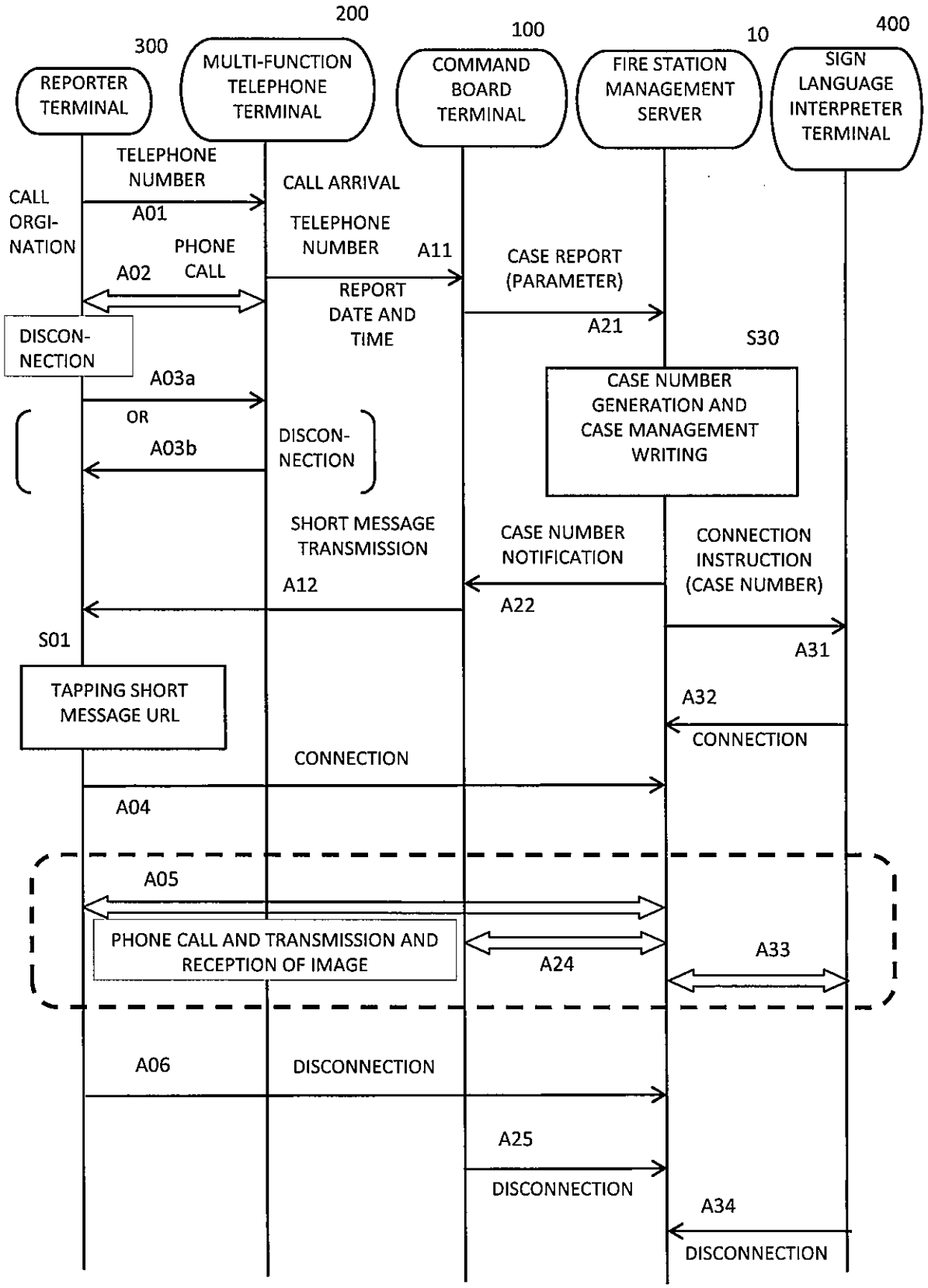
300
200
100
10
400
REPORTER TERMINAL
MULTI-FUNCTION TELEPHONE TERMINAL
COMMAND BOARD TERMINAL
FIRE STATION MANAGEMENT SERVER
SIGN LANGUAGE INTERPRETER TERMINAL
CALL ORGI-NATION
TELEPHONE NUMBER
A01
CALL ARRIVAL
PHONE CALL
A02
TELEPHONE NUMBER
A11
CASE REPORT (PARAMETER)
REPORT DATE AND TIME
A21
DISCON-NECTION
S30
A03a
OR
A03b
DISCON-NECTION
CASE NUMBER GENERATION AND CASE MANAGEMENT WRITING
SHORT MESSAGE TRANSMISSION
A12
CASE NUMBER NOTIFICATION
A22
CONNECTION INSTRUCTION (CASE NUMBER)
A31
S01
TAPPING SHORT MESSAGE URL
A32
CONNECTION
CONNECTION
A04
A05
PHONE CALL AND TRANSMISSION AND RECEPTION OF IMAGE
A24
A33
A06
DISCONNECTION
A25
DISCONNECTION
A34
DISCONNECTION

FIG. 9C

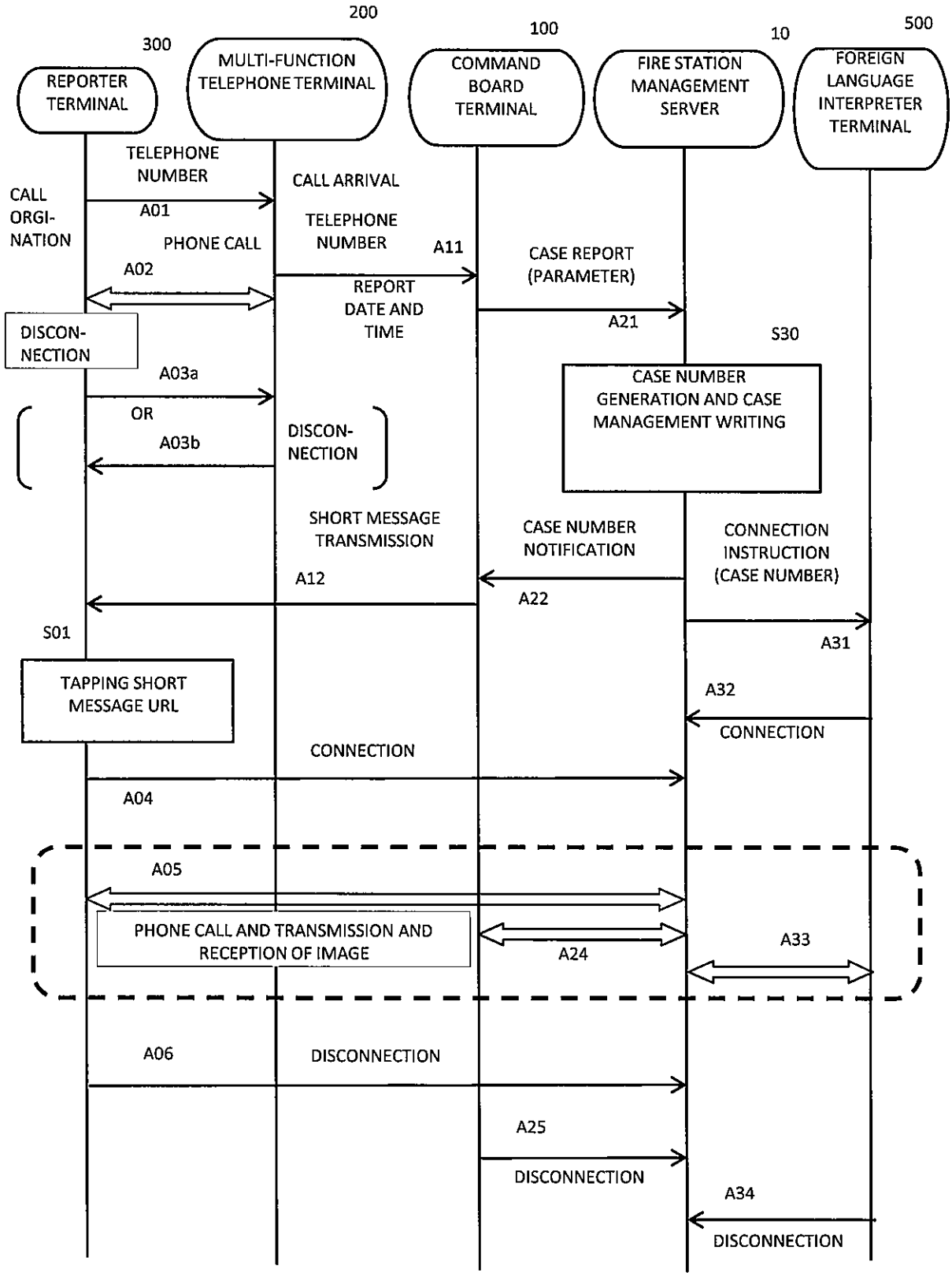
300
REPORTER TERMINAL
200
MULTI-FUNCTION TELEPHONE TERMINAL
100
COMMAND BOARD TERMINAL
10
FIRE STATION MANAGEMENT SERVER
500
FOREIGN LANGUAGE INTERPRETER TERMINAL
CALL ORGI-NATION
TELEPHONE NUMBER
A01
CALL ARRIVAL
PHONE CALL
A02
TELEPHONE NUMBER
A11
CASE REPORT (PARAMETER)
REPORT DATE AND TIME
A21
DISCON-NECTION
S30
A03a
CASE NUMBER GENERATION AND CASE MANAGEMENT WRITING
OR
A03b
DISCON-NECTION
SHORT MESSAGE TRANSMISSION
CASE NUMBER NOTIFICATION
CONNECTION INSTRUCTION (CASE NUMBER)
A12
A22
A31
S01
TAPPING SHORT MESSAGE URL
A32
CONNECTION
CONNECTION
A04
A05
PHONE CALL AND TRANSMISSION AND RECEPTION OF IMAGE
A24
A33
A06
DISCONNECTION
A25
DISCONNECTION
A34
DISCONNECTION

FIG. 10

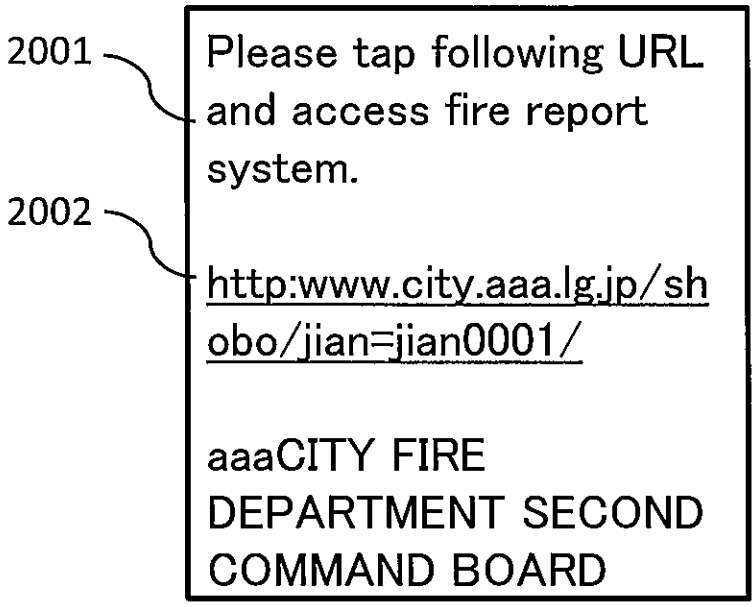
2001
2002
Please tap following URL and access fire report system.
http:www.city.aaa.lg.jp/shobo/jian=jian0001/
aaaCITY FIRE DEPARTMENT SECOND COMMAND BOARD

FIG. 11

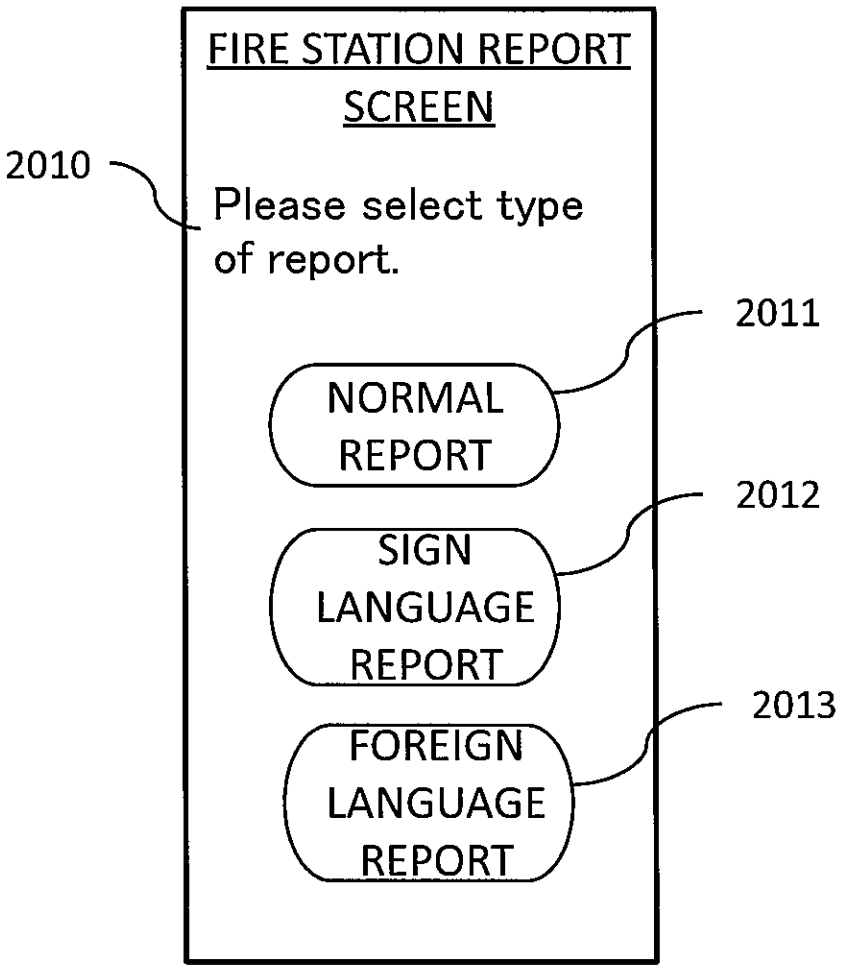
FIRE STATION REPORT SCREEN
2010
Please select type of report.
2011
NORMAL REPORT
2012
SIGN LANGUAGE REPORT
2013
FOREIGN LANGUAGE REPORT

FIG. 12A

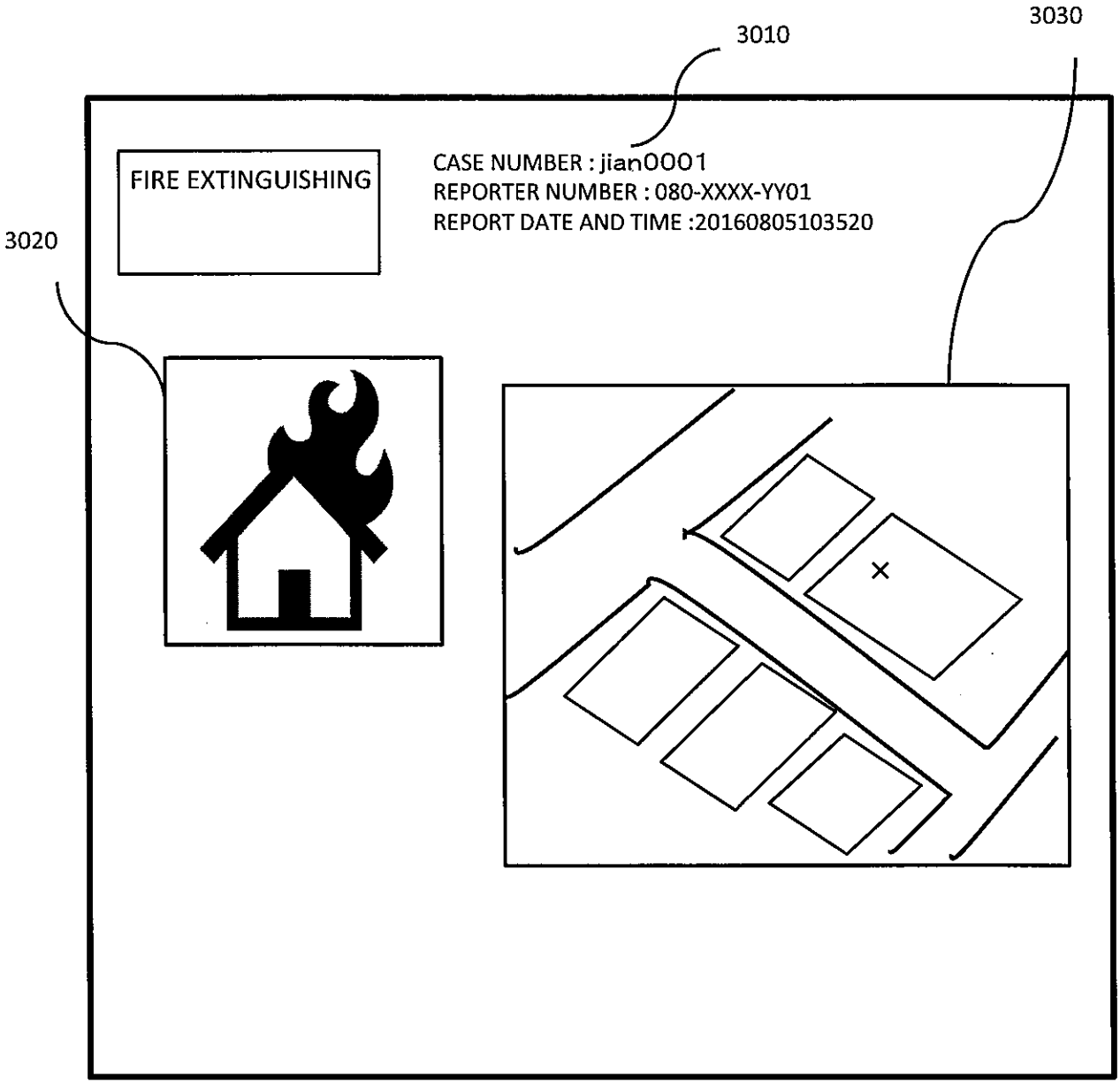
3010
3030
FIRE EXTINGUISHING
CASE NUMBER : jian0001
REPORTER NUMBER : 080-XXXX-YY01
REPORT DATE AND TIME :20160805103520
3020

FIG. 12B

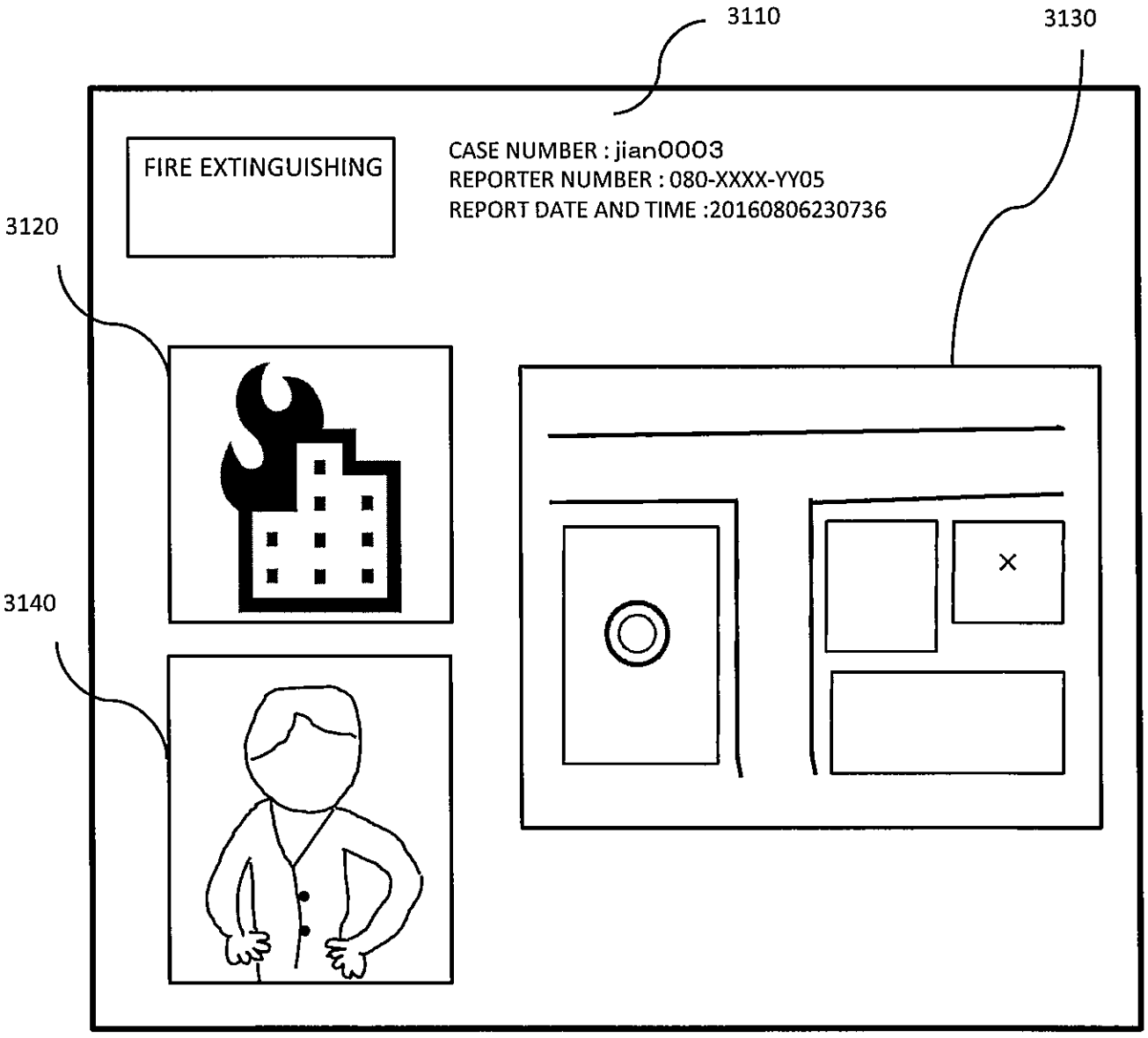
3110
3130
FIRE EXTINGUISHING
CASE NUMBER : jianOOO3
REPORTER NUMBER : 080-XXXX-YY05
REPORT DATE AND TIME :20160806230736
3120
3140

FIG. 13

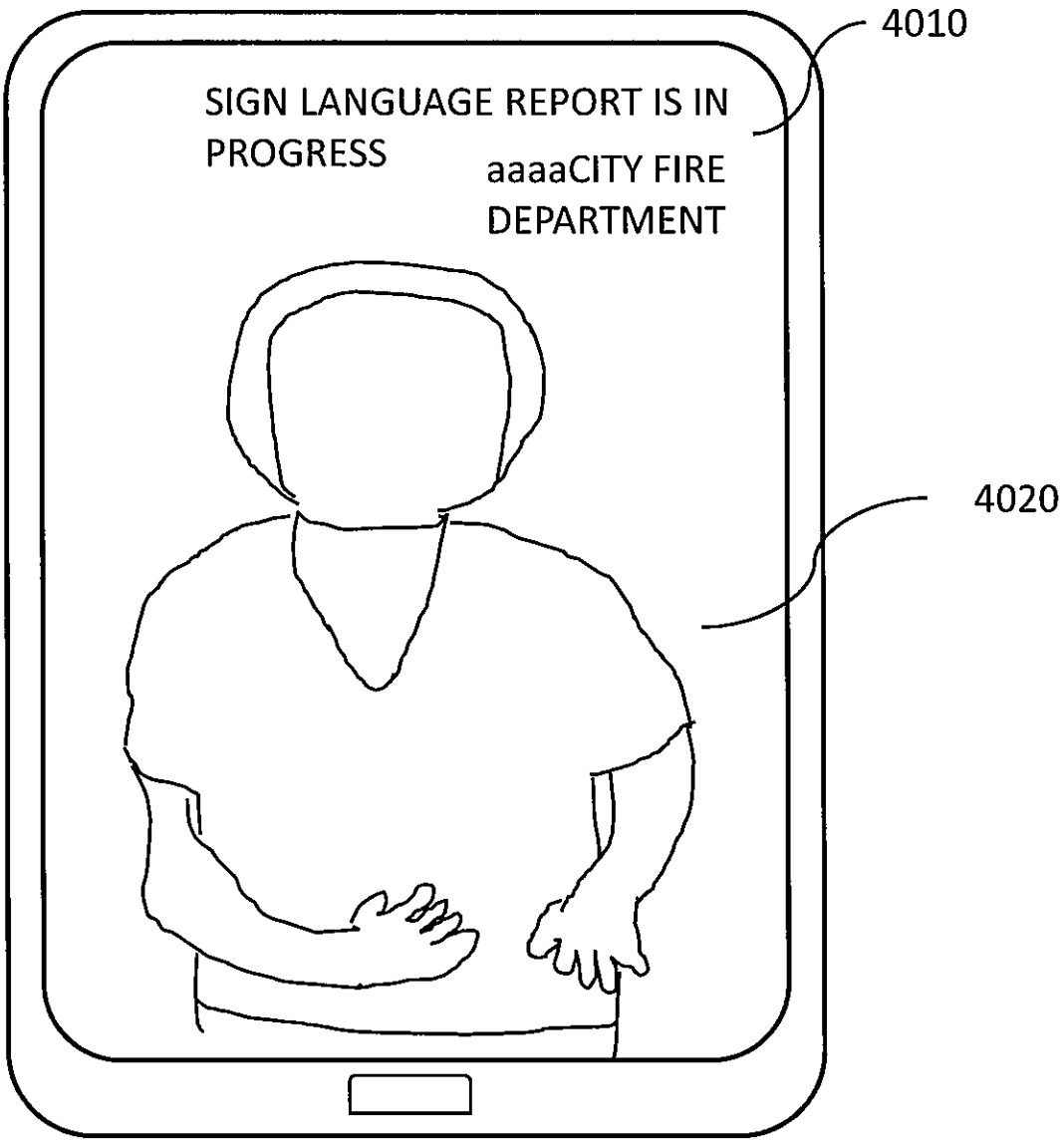
4010
SIGN LANGUAGE REPORT IS IN PROGRESS
aaaaCITY FIRE DEPARTMENT
4020