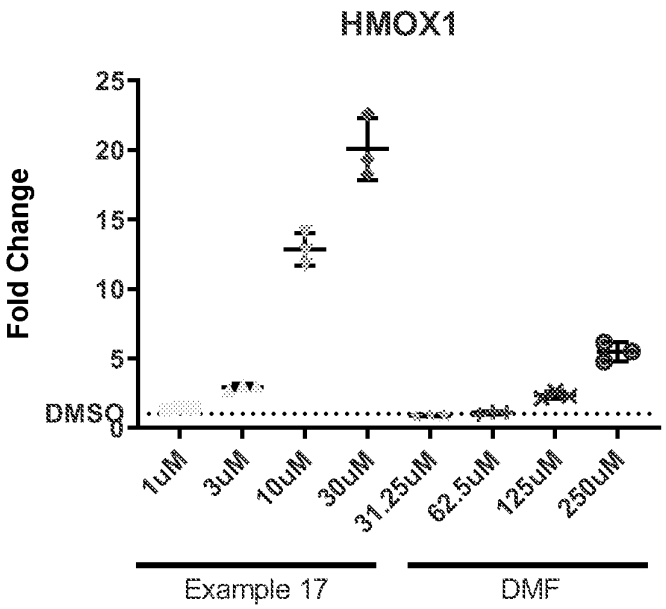
HMOX1
Fold Change
25
20
15
10
5
DMSO
0
1uM
3uM
10uM
30uM
31.25uM
62.5uM
125uM
250uM
Example 17
DMF

FIG. 1A

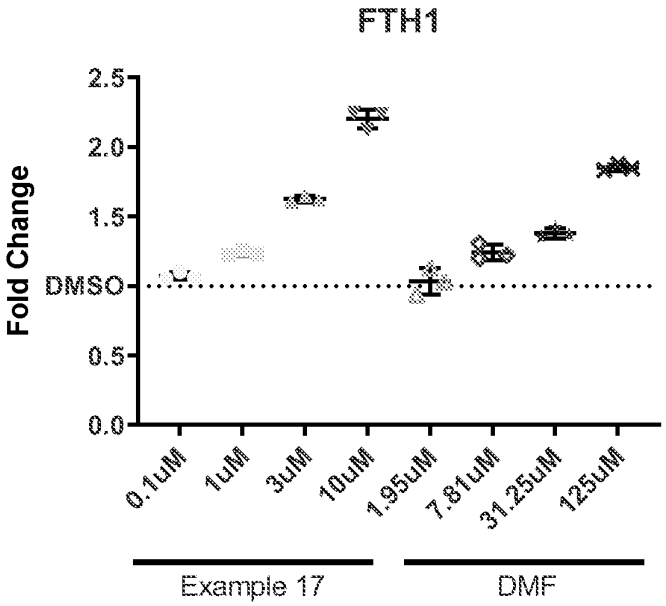
FTH1
Fold Change
2.5
2.0
1.5
DMSO
0.5
0.0
0.1uM
1uM
3uM
10uM
1.95uM
7.81uM
31.25uM
125uM
Example 17
DMF

FIG. 1B

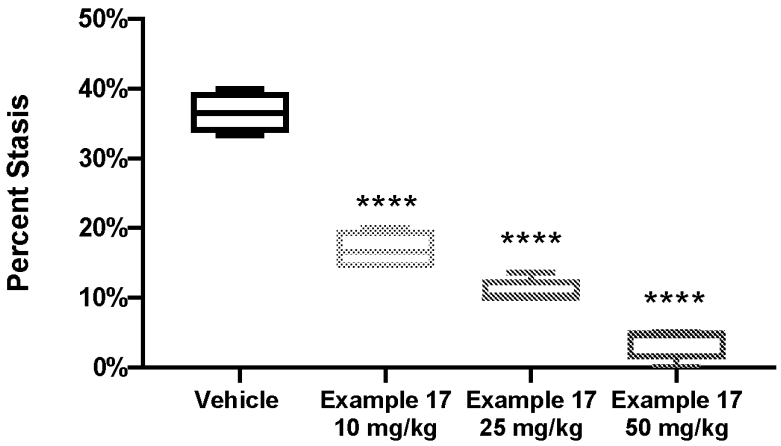
Percent Stasis
50%
40%
30%
20%
10%
0%
****
****
****
Vehicle
Example 17 10 mg/kg
Example 17 25 mg/kg
Example 17 50 mg/kg

FIG. 2

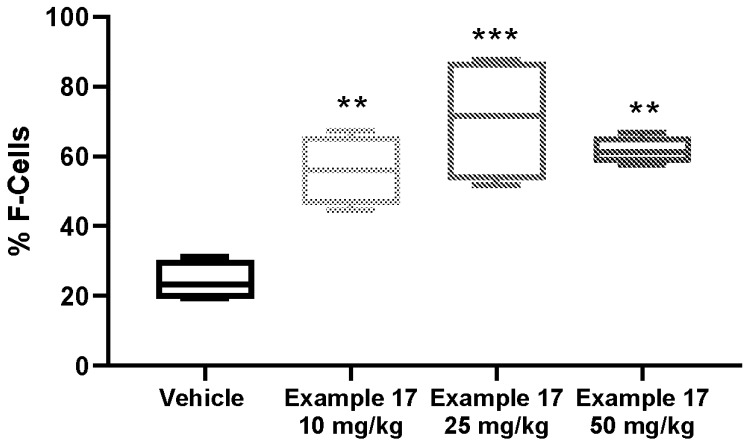
100
80
60
40
20
0
% F-Cells
**
***
**
Vehicle
Example 17 10 mg/kg
Example 17 25 mg/kg
Example 17 50 mg/kg

FIG. 3


GSH
uM GSH
4.0
3.5
3.0
2.5
2.0
1.5
****
****
####
DMSO
50uM Hemin
1uM Example17
3uM Example17
50uM Hemin 30min

FIG. 4

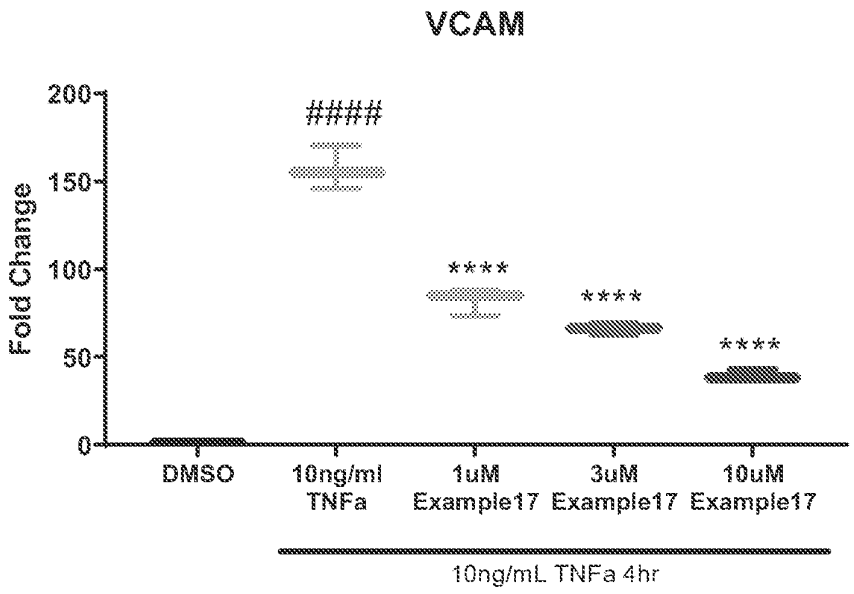
VCAM
Fold Change
200
150
100
50
0
#####
****
****
****
DMSO
10ng/ml TNFa
1uM Example17
3uM Example17
10uM Example17
10ng/mL TNFa 4hr

FIG. 5