COMPOSITIONS AND METHODS FOR COMBINATION ANTIVIRAL THERAPY

This non-provisional application claims the benefit of Provisional Application Nos. 60/440,246 and 60/440,308, both filed January 14, 2003, which is incorporated herein by reference.

FIELD OF THE INVENTION

The invention relates generally to combinations of compounds with antiviral activity and more specifically with anti-HIV properties. In particular, it relates to chemically stable combinations of structurally diverse anti-viral agents.

BACKGROUND OF THE INVENTION

Human immunodeficiency virus (HIV) infection and related diseases are a major public health problem worldwide. Human immunodeficiency virus type 1 (HIV-1) encodes at least three enzymes which are required for viral replication: reverse transcriptase (RT), protease (Prt), and integrase (Int). Although drugs targeting reverse transcriptase and protease are in wide use and have shown effectiveness, particularly when employed in combination, toxicity and development of resistant strains have limited their usefulness (Palella, et al *N. Engl. J. Med.* (1998) 338:853-860; Richman, D. D. *Nature* (2001) 410:995-1001). Human immunodeficiency virus type 1 (HIV-1) protease (Prt) is essential for viral replication and is an effective target for approved

antiviral drugs. The HIV Prt cleaves the viral Gag and Gag-Pol polyproteins to produce viral structural proteins (p17, p24, p7 and p6) and the three viral enzymes. Combination therapy with RT inhibitors has proven to be highly effective in suppressing viral replication to unquantifiable levels for a sustained period of time. Also, combination therapy with RT and Prt inhibitors (PI) have shown synergistic effects in suppressing HIV replication. Unfortunately, a high percentage, typically 30 to 50% of patients currently fail combination therapy due to the development of drug resistance, non-compliance with complicated dosing regimens, pharmacokinetic interactions, toxicity, and lack of potency. Therefore, there is a need for new HIV-1 inhibitors that are active against mutant HIV strains, have distinct resistance profiles, fewer side effects, less complicated dosing schedules, and are orally active. In particular, there is a need for a less onerous dosage regimen, such as once per day oral dosing, optimally with as few pills as possible.

The use of combinations of compounds can yield an equivalent antiviral effect with reduced toxicity, or an increase in drug efficacy. Lower overall drug doses can reduce the frequency of occurrence of drug-resistant variants of HIV. Many different methods have been used to examine the effects of combinations of compounds acting together in different assay systems (Furman WO 02/068058). Lower doses predict better patient compliance when pill burden decreases, dosing schedules are simplified and, optionally, if synergy between compounds occurs (Loveday, C. "Nucleoside reverse transcriptase inhibitor resistance" (2001) *JAIDS Journal of Acquired Immune Deficiency Syndromes* 26:S10-S24). AZT (zidovudine™, 3'-azido, 3'-deoxythymidine) demonstrates synergistic antiviral activity *in vitro* in combination with agents that act at HIV-1 replicative steps other than reverse transcription, including recombinant soluble CD4 castanospermine and recombinant interferon-α. However, it must be noted that combinations of compounds can give rise to increased cytotoxicity. For example, AZT and recombinant interferon-α have an increased cytotoxic effect on normal human bone marrow progenitor cells.

Chemical stability of combinations of antiviral agents is an important aspect of co-formulation success and the present invention provides examples of such combinations.

There is a need for new combinations of orally-active drugs for the treatment of patients infected with certain viruses, e.g. HIV, that provide enhanced therapeutic safety and efficacy, impart lower resistance, and predict higher patient compliance.

SUMMARY OF THE INVENTION

The present invention provides combinations of antiviral compounds, in particular compositions and methods for inhibition of HIV. In an exemplary aspect, the invention includes a composition including tenofovir disoproxil fumarate and emtricitabine which has anti-HIV activity. The composition of tenofovir DF and emtricitabine is both chemically stable and either synergistic and/or reduces the side effects of one or both of tenofovir DF and emtricitabine. Increased patient compliance is likely in view of the lower pill burden and simplified dosing schedule.

The present invention relates to therapeutic combinations of [2-(6-amino-purin-9-yl)-1-methyl-ethoxymethyl]-phosphonic acid diisopropoxycarbonyloxymethyl ester fumarate (tenofovir disoproxil fumarate, tenofovir DF, TDF, Viread®) and (2*R*, 5*S*, cis)-4-amino-5-fluoro-1-(2-hydroxymethyl-1,3-oxathiolan-5-yl)-(1H)-pyrimidin-2-one (emtricitabine, Emtriva™, (-)-cis FTC) and their use in the treatment of HIV infections including infections with HIV mutants bearing resistance to nucleoside and/or non-nucleoside inhibitors. The present invention is also concerned with pharmaceutical compositions and formulations of said combinations of tenofovir disoproxil fumarate and emtricitabine. Another aspect of the invention is a pharmaceutical formulation comprising a physiologically functional derivative of tenofovir disoproxil fumarate or a physiologically functional derivative of emtricitabine.

Therapeutic combinations and pharmaceutical compositions and formulations of the invention include the combination of PMEA or PMPA (tenofovir) compounds with emtricitabine or (2*R*, 5*S*, cis)-4-amino-1-(2-hydroxymethyl-1,3-oxathiolan-5-yl)-(1H)-pyrimidin-2-one (3TC, lamivudine, Epivir™), and their use in the treatment of HIV infections.

One aspect of the invention is a method for the treatment or prevention of the symptoms or effects of an HIV infection in an infected animal which comprises administering to, i.e. treating, said animal with a therapeutically effective amount of a combination comprising [2-(6-amino-purin-9-yl)-1-methyl-ethoxymethyl]-phosphonic

acid diisopropoxycarbonyloxymethyl ester fumarate (tenofovir DF, TDF) or a physiologically functional derivative thereof, and (2*R*, 5*S*, cis)-4-amino-5-fluoro-1-(2-hydroxymethyl-1,3-oxathiolan-5-yl)-(1H)-pyrimidin-2-one (emtricitabine) or a physiologically functional derivative thereof.

Another aspect of the invention is a unit dosage form of a therapeutic combination comprising tenofovir disoproxil fumarate and emtricitabine, or physiological functional derivatives thereof. The unit dosage form may be formulated for administration by oral or other routes and is unexpectedly chemically stable in view of the properties of the structurally diverse components.

Another aspect of the invention is directed to chemically stable combination antiviral compositions comprising tenofovir disoproxil fumarate and emtricitabine. In a further aspect of the invention, the chemically stable combinations of tenofovir disoproxil fumarate and emtricitabine further comprise a third antiviral agent. In this three-component mixture, the unique chemical stability of tenofovir disoproxil fumarate and emtricitabine is taken advantage of in order to enable the combination with the third antiviral agent. Particularly useful third agents include, by way of example and not limitation, those of Table A. Preferably, the third component is an agent approved for antiviral use in humans, more preferably, it is an NNRTI or a protease inhibitor (PI), more preferably yet, it is an NNRTI. In a particularly preferred embodiment, the invention is directed to a combination of the chemically stable mixture of tenofovir disoproxil fumarate and emtricitabine together with efavirenz.

Another aspect of the invention is a patient pack comprising at least one, typically two, and optionally, three active ingredients and other antiviral agents selected from tenofovir disoproxil fumarate and emtricitabine, and an information insert containing directions on the use of tenofovir disoproxil fumarate and emtricitabine together in combination.

Another aspect of the invention is a process for preparing the combinations hereinbefore described, which comprises bringing into association tenofovir DF and emtricitabine of the combination in a medicament to provide an antiviral effect. In a further aspect of the present invention, there is provided the use of a combination of the present invention in the manufacture of a medicament for the treatment of any of the aforementioned viral infections or conditions.

DETAILED DESCRIPTION OF THE INVENTION

While the invention will be described in conjunction with the enumerated claims, it will be understood that they are not intended to limit the invention to those claims. On the contrary, the invention is intended to cover all alternatives, modifications, and equivalents, which may be included within the scope of the present invention as defined by the claims.

DEFINITIONS

Unless stated otherwise, the following terms and phrases as used herein are intended to have the following meanings:

When tradenames are used herein, applicants intend to independently include the tradename product and the active pharmaceutical ingredient(s) of the tradename product.

The term "chemical stability" means that the two primary antiviral agents in combination are substantially stable to chemical degradation. Preferably, they are sufficiently stable in physical combination to permit commercially useful shelf life of the combination product. Typically, "chemically stable" means that a first component of the mixture does not act to degrade a second component when the two are brought into physical combination to form a pharmaceutical dosage form. More typically, "chemically stable" means that the acidity of a first component does not catalyzes or otherwise accelerate the acid decomposition of a second component. By way of example and not limitation, in one aspect of the invention, "chemically stable" means that tenofovir disoproxil fumarate is not substantially degraded by the acidity of emtricitabine. "Substantially" in this context means at least about less than 10%, preferably less than 1%, more preferably less than 0.1%, more preferably yet, less than 0.01% acid degradation of tenofovir disoproxil fumarate over a 24-hour period when the products are in a pharmaceutical dosage form.

The terms "synergy" and "synergistic" mean that the effect achieved with the compounds used together is greater than the sum of the effects that results from using the compounds separately, i.e. greater than what would be predicted based on the two active ingredients administered separately. A synergistic effect may be attained when the compounds are: (1) co-formulated and administered or delivered simultaneously in a combined formulation; (2) delivered by alternation or in parallel as separate formulations; or (3) by some other regimen. When delivered in alternation therapy, a synergistic effect

may be attained when the compounds are administered or delivered sequentially, e.g. in separate tablets, pills or capsules, or by different injections in separate syringes. In general, during alternation therapy, an effective dosage of each active ingredient is administered sequentially, i.e. serially, whereas in combination therapy, effective dosages of two or more active ingredients are administered together. A synergistic antiviral effect denotes an antiviral effect which is greater than the predicted purely additive effects of the individual compounds of the combination.

The term "physiologically functional derivative" means a pharmaceutically active compound with equivalent or near equivalent physiological functionality to tenofovir DF or emtricitabine when administered in combination with another pharmaceutically active compound in a combination of the invention. As used herein, the term "physiologically functional derivative" includes any: physiologically acceptable salt, ether, ester, prodrug, solvate, stereoisomer including enantiomer, diastereomer or stereoisomerically enriched or racemic mixture, and any other compound which upon administration to the recipient, is capable of providing (directly or indirectly) such a compound or an antivirally active metabolite or residue thereof.

"Bioavailability" is the degree to which the pharmaceutically active agent becomes available to the target tissue after the agent's introduction into the body. Enhancement of the bioavailability of a pharmaceutically active agent can provide a more efficient and effective treatment for patients because, for a given dose, more of the pharmaceutically active agent will be available at the targeted tissue sites.

The compounds of the combinations of the invention may be referred to as "active ingredients" or "pharmaceutically active agents."

The term "prodrug" as used herein refers to any compound that when administered to a biological system generates the drug substance, i.e. active ingredient, as a result of spontaneous chemical reaction(s), enzyme catalyzed chemical reaction(s), and/or metabolic chemical reaction(s).

"Prodrug moiety" means a labile functional group which separates from the active inhibitory compound during metabolism, systemically, inside a cell, by hydrolysis, enzymatic cleavage, or by some other process (Bundgaard, Hans, "Design and Application of Prodrugs" in Textbook of Drug Design and Development (1991), P. Krogsgaard-Larsen and H. Bundgaard, Eds. Harwood Academic Publishers, pp. 113-191). Prodrug

moieties can serve to enhance solubility, absorption and lipophilicity to optimize drug delivery, bioavailability and efficacy. A "prodrug" is thus a covalently modified analog of a therapeutically-active compound.

"Alkyl" means a saturated or unsaturated, branched, straight-chain, branched, or cyclic hydrocarbon radical derived by the removal of one hydrogen atom from a single carbon atom of a parent alkane, alkene, or alkyne. Typical alkyl groups consist of 1-18 saturated and/or unsaturated carbons, such as normal, secondary, tertiary or cyclic carbon atoms. Examples include, but are not limited to: methyl, Me (-CH_3), ethyl, Et (-CH_2CH_3), acetylenic (-C≡CH), ethylene, vinyl (-CH=CH_2), 1-propyl, n-Pr, n-propyl (-$CH_2CH_2CH_3$), 2-propyl, i-Pr, i-propyl (-$CH(CH_3)_2$), allyl (-$CH_2CH=CH_2$), propargyl (-CH_2C≡CH), cyclopropyl (-C_3H_5), 1-butyl, n-Bu, n-butyl (-$CH_2CH_2CH_2CH_3$), 2-methyl-1-propyl, i-Bu, i-butyl (-$CH_2CH(CH_3)_2$), 2-butyl, s-Bu, s-butyl (-$CH(CH_3)CH_2CH_3$), 2-methyl-2-propyl, t-Bu, t-butyl (-$C(CH_3)_3$), 1-pentyl, n-pentyl, (-$CH_2CH_2CH_2CH_2CH_3$), 2-pentyl (-$CH(CH_3)CH_2CH_2CH_3$), 3-pentyl (-$CH(CH_2CH_3)_2$), 2-methyl-2-butyl (-$C(CH_3)_2CH_2CH_3$), cyclopentyl (-C_5H_9), 3-methyl-2-butyl (-$CH(CH_3)CH(CH_3)_2$), 3-methyl-1-butyl (-$CH_2CH_2CH(CH_3)_2$), 2-methyl-1-butyl (-$CH_2CH(CH_3)CH_2CH_3$), 1-hexyl (-$CH_2CH_2CH_2CH_2CH_2CH_3$), 5-hexenyl (-CH_2 $CH_2CH_2CH_2CH=CH_2$) 1-hexyl (-$CH(CH_3)CH_2CH_2CH_2CH_3$), 3-hexyl (-$CH(CH_2CH_3)(CH_2CH_2CH_3)$), cyclohexyl (-$C_6H_{11}$), 2-methyl-2-pentyl (-$C(CH_3)_2CH_2CH_2CH_3$), 3-methyl-2-pentyl (-$CH(CH_3)CH(CH_3)CH_2CH_3$), 4-methyl-2-pentyl (-$CH(CH_3)CH_2CH(CH_3)_2$), 3-methyl-3-pentyl (-$C(CH_3)(CH_2CH_3)_2$), 2-methyl-3-pentyl (-$CH(CH_2CH_3)CH(CH_3)_2$), 2,3-dimethyl-2-butyl (-$C(CH_3)_2CH(CH_3)_2$), and 3,3-dimethyl-2-butyl (-$CH(CH_3)C(CH_3)_3$.

"Aryl" means a monovalent aromatic hydrocarbon radical of 6-20 carbon atoms derived by the removal of one hydrogen atom from a single carbon atom of a parent aromatic ring system. Typical aryl groups include, but are not limited to, radicals derived from benzene, substituted benzene, naphthalene, anthracene, biphenyl, and the like.

"Arylalkyl" refers to an acyclic alkyl radical in which one of the hydrogen atoms bonded to a carbon atom, typically a terminal or sp^3 carbon atom, is replaced with an aryl radical. Typical arylalkyl groups include, but are not limited to, benzyl, 2-phenylethan-1-

yl, 2-phenylethen-1-yl, naphthylmethyl, 2-naphthylethan-1-yl, 2-naphthylethen-1-yl, naphthobenzyl, 2-naphthophenylethan-1-yl and the like. The arylalkyl group 6 to 20 carbon atoms e.g., the alkyl moiety, including alkanyl, alkenyl or alkynyl groups, of the arylalkyl group is 1 to 6 carbon atoms and the aryl moiety is 5 to 14 carbon atoms.

"Substituted alkyl", "substituted aryl", and "substituted arylalkyl" mean alkyl, aryl, and arylalkyl respectively, in which one or more hydrogen atoms are each independently replaced with a substituent. Typical substituents include, but are not limited to, -X, -R, $-O^-$, -OR, -SR, $-S^-$, $-NR_2$, $-NR_3$, =NR, $-CX_3$, -CN, -OCN, -SCN, -N=C=O, -NCS, -NO, $-NO_2$, $=N_2$, $-N_3$, NC(=O)R, -C(=O)R, -C(=O)NRR $-S(=O)_2O^-$, $-S(=O)_2OH$, $-S(=O)_2R$, $-OS(=O)_2OR$, $-S(=O)_2NR$, -S(=O)R, $-OP(=O)O_2RR$, $-P(=O)O_2RR$ $-P(=O)(O^-)_2$, $-P(=O)(OH)_2$, -C(=O)R, -C(=O)X, -C(S)R, -C(O)OR, $-C(O)O^-$, -C(S)OR, -C(O)SR, -C(S)SR, -C(O)NRR, -C(S)NRR, -C(NR)NRR, where each X is independently a halogen: F, Cl, Br, or I; and each R is independently -H, alkyl, aryl, heterocycle, or prodrug moiety.

"Heteroaryl" and "Heterocycle" refer to a ring system in which one or more ring atoms is a heteroatom, e.g. nitrogen, oxygen, and sulfur. Heterocycles are described in: Katritzky, Alan R., Rees, C.W., and Scriven, E. Comprehensive Heterocyclic Chemistry (1996) Pergamon Press; Paquette, Leo A.; Principles of Modern Heterocyclic Chemistry W.A. Benjamin, New York, (1968), particularly Chapters 1, 3, 4, 6, 7, and 9; "The Chemistry of Heterocyclic Compounds, A series of Monographs" (John Wiley & Sons, New York, 1950 to present), in particular Volumes 13, 14, 16, 19, and 28. Exemplary heterocycles include but are not limited to substituents, i.e. radicals, derived from pyrrole, indole, furan, benzofuran, thiophene, benzothiophene, 2-pyridyl, 3-pyridyl, 4-pyridyl, 2-quinolyl, 3-quinolyl, 4-quinolyl, 2-imidazole, 4-imidazole, 3-pyrazole, 4-pyrazole, pyridazine, pyrimidine, pyrazine, purine, cinnoline, pthalazine, quinazoline, quinoxaline, 3-(1,2,4-*N*)-triazolyl, 5-(1,2,4-*N*)-triazolyl, 5-tetrazolyl, 4-(1-*O*, 3-*N*)-oxazole, 5-(1-*O*, 3-*N*)-oxazole, 4-(1-*S*, 3-*N*)-thiazole, 5-(1-*S*, 3-*N*)-thiazole, 2-benzoxazole, 2-benzothiazole, 4-(1,2,3-*N*)-benzotriazole, and benzimidazole.

Stereochemical definitions and conventions used herein generally follow S. P. Parker, Ed., McGraw-Hill Dictionary of Chemical Terms (1984) McGraw-Hill Book Company, New York; and Eliel, E. and Wilen, S., Stereochemistry of Organic Compounds (1994) John Wiley & Sons, Inc., New York. Many organic compounds

exist in optically active forms, i.e., they have the ability to rotate the plane of plane-polarized light. In describing an optically active compound, the prefixes D and L or R and S are used to denote the absolute configuration of the molecule about its chiral center(s). The prefixes d and l or (+) and (-) are employed to designate the sign of rotation of plane-polarized light by the compound, with (-) or 1 meaning that the compound is levorotatory. A compound prefixed with (+) or d is dextrorotatory. For a given chemical structure, these compounds, called stereoisomers, are identical except that they are mirror images of one another. A specific stereoisomer is also referred to as an enantiomer, and a mixture of such isomers is often called an enantiomeric mixture. A 50:50 mixture of enantiomers is referred to as a racemic mixture or a racemate. The terms "racemic mixture" and "racemate" refer to an equimolar mixture of two enantiomeric species, devoid of optical activity.

The term "chiral" refers to molecules which have the property of non-superimposability of the mirror image partner, while the term "achiral" refers to molecules which are superimposable on their mirror image partner.

The term "stereoisomers" refers to compounds which have identical chemical constitution, but differ with regard to the arrangement of the atoms or groups in space.

"Diastereomer" refers to a stereoisomer with two or more centers of chirality and whose molecules are not mirror images of one another. Diastereomers have different physical properties, e.g. melting points, boiling points, spectral properties, and reactivities. Mixtures of diastereomers may separate under high resolution analytical procedures such as electrophoresis and chromatography.

"Enantiomers" refer to two stereoisomers of a compound which are non-superimposable mirror images of one another.

ACTIVE INGREDIENTS OF THE COMBINATIONS

The present invention provides novel combinations of two or more active ingredients being employed together. In some embodiments, a synergistic antiviral effect is achieved. In other embodiments, a chemically stable combination is obtained. The combinations include at least one active ingredient selected from (1) tenofovir disoproxil fumarate and physiologically functional derivatives, and at least one active ingredient selected from (2) emtricitabine and physiologically functional derivatives. The term "synergistic antiviral effect" is used herein to denote an antiviral effect which is

greater than the predicted purely additive effects of the individual components (a) and (b) of the combination.

Tenofovir disoproxil fumarate (also known as Viread®, Tenofovir DF, Tenofovir disoproxil, TDF, Bis-POC-PMPA (US Patent Nos. 5935946, 5922695, 5977089, 6043230, 6069249) is a prodrug of tenofovir, and has the structure:

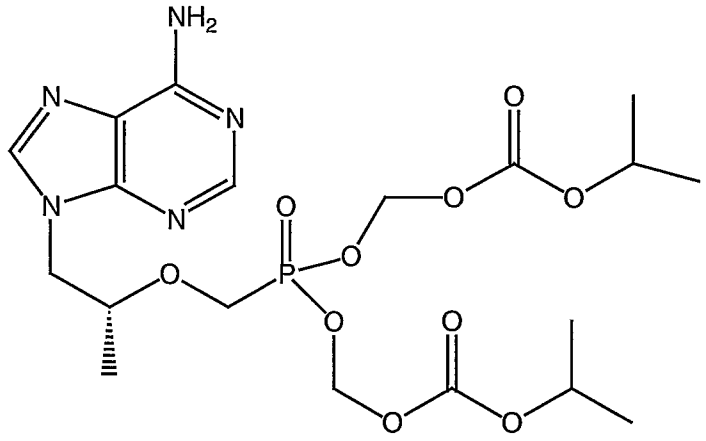

and including fumarate salt ($HO_2CCH_2CH_2CO_2^-$).

The chemical names for Tenofovir disoproxil include: [2-(6-amino-purin-9-yl)-1-methyl-ethoxymethyl]-phosphonic acid diisopropoxycarbonyloxymethyl ester; 9-[(*R*)-2-[[bis[[(isopropoxycarbonyl)oxy]methoxy]phosphinyl]methoxy]propyl]adenine; and 2,4,6,8-tetraoxa-5-phosphanonanedioic acid, 5-[[(1*R*)-2-(6-amino-9H-purin-9-yl)-1-methylethoxy]methyl]-, bis(1-methylethyl) ester, 5-oxide. The CAS Registry numbers include: 201341-05-1; 202138-50-9; 206184-49-8. It should be noted that the ethoxymethyl unit of tenofovir has a chiral center. The *R* (rectus, right handed configuration) enantiomer is shown. However, the invention also includes the *S* isomer. The invention includes all enantiomers, diastereomers, racemates, and enriched stereoisomer mixtures of tenofovir (PMPA) and physiologically functional derivatives thereof.

PMPA or tenofovir (US Patent Nos. 4808716, 5733788, 6057305) has the structure:

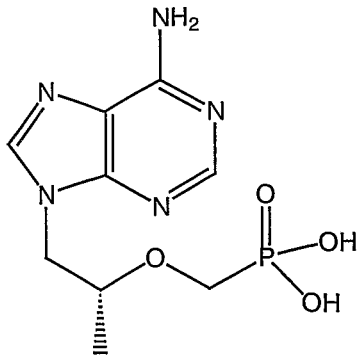

The chemical names of PMPA, tenofovir include: (*R*)-9-(2-phosphonylmethoxypropyl)adenine; and phosphonic acid, [[(1*R*)-2-(6-amino-9H-purin-9-yl)-1-methylethoxy]methyl]. The CAS Registry number is 147127-20-6.

Tenofovir disoproxil fumarate (DF) is a nucleotide reverse transcriptase inhibitor approved in the United States in 2001 for the treatment of HIV-1 infection in combination with other antiretroviral agents. Tenofovir disoproxil fumarate or Viread® (Gilead Science, Inc.) is the fumarate salt of tenofovir disoproxil. Viread® may be named as: 9-[(*R*)-2-[[bis[[(isopropoxycarbonyl)oxy]methoxy]phosphinyl]methoxy]propyl]adenine fumarate (1:1); or 2,4,6,8-tetraoxa-5-phosphanonanedioic acid, 5-[[(1*R*)-2-(6-amino-9H-purin-9-yl)-1-methylethoxy]methyl]-, bis(1-methylethyl) ester, 5-oxide, (2E)-2-butenedioate (1:1). The CAS Registry number is 202138-50-9.

Physiologically functional derivatives of tenofovir disoproxil fumarate include PMEA (adefovir, 9-((*R*)-2-(phosphonomethoxy)ethyl)adenine) and PMPA compounds. Exemplary combinations include a PMEA or PMPA compound in combination with emtricitabine or 3TC. PMEA and PMPA compounds have the structures:

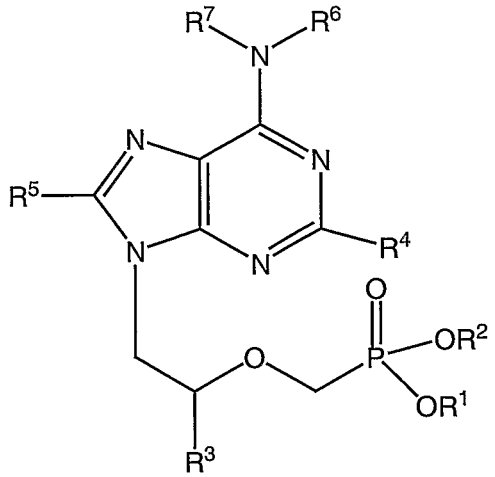

where PMEA (R^3 is H) and PMPA (R^3 is C_1–C_6 alkyl, C_1–C_6 substituted alkyl, or CH_2OR^8 where R^8 is C_1–C_6 alkyl, C_1–C_6 hydroxyalkyl or C_1–C_6 haloalkyl. R^6 and R^7 are independently H or C_1–C_6 alkyl. R^4 and R^5 are independently H, NH_2, NHR or NR_2 where R is C_1–C_6 alkyl. R^1 and R^2 are independently H, C_1–C_6 alkyl, C_1–C_6 substituted alkyl, C_6–C_{20} aryl, C_6–C_{20} substituted aryl, C_6–C_{20} arylalkyl, C_6–C_{20} substituted arylalkyl, acyloxymethyl esters $-CH_2OC(=O)R^9$ (e.g. POM) or acyloxymethyl carbonates $-CH_2OC(=O)OR^9$ (e.g. POC) where R^9 is C_1–C_6 alkyl, C_1–C_6 substituted alkyl, C_6–C_{20} aryl or C_6–C_{20} substituted aryl. For example, R_1 and R_2 may be pivaloyloxymethoxy, POM, $-CH_2OC(=O)C(CH_3)_3$; $-CH_2OC(=O)OC(CH_3)_3$; or POC, $-CH_2OC(=O)OCH(CH_3)_2$. Also for example, tenofovir has the structure where R^3 is CH_3, and R^1, R^2, R^4, R^5, R^6 and R^7 are H. Dialkyl phosphonates may be prepared according to the methods of: Quast et al (1974) *Synthesis* 490; Stowell et al (1990) *Tetrahedron Lett.* 3261; US Patent No. 5663159.

The PMPA compound may be enantiomerically-enriched or purified (single stereoisomer) where the carbon atom bearing R^3 may be the *R* or *S* enantiomer. The PMPA compound may be a racemate, i.e. a mixture of *R* and *S* stereoisomers.

Adefovir (9-(2-phosphonomethoxyethyl)adenine where R_1-R_7 = H) is an exemplary PMEA compound (US Patent Nos. 4808716, 4724233). As the bis-pivalate prodrug, Adefovir dipivoxil, also known as bis-POM PMEA, (R_3-R_7 = H, R_1 and R_2 = $-CH_2OC(=O)C(CH_3)_3$, pivoxil, POM, pivaloyloxymethoxy), is effective against HIV and Hepatitis B infections (US Patent Nos. 5663159, 6451340). Adefovir dipivoxil has demonstrated minor to moderate synergistic inhibition of HIV replication in combination

with other compounds with anti-HIV activity including PMPA, d4T, ddC, nelfinavir, ritonavir, and saquinavir (Mulato et al (1997) *Antiviral Research* 36:91-97).

The invention includes all enantiomers, diastereomers, racemates, and enriched stereoisomer mixtures of PMEA and PMPA, and physiologically functional derivatives thereof.

Emtricitabine ((-)-cis-FTC, Emtriva™), a single enantiomer of FTC, is a potent nucleoside reverse transcriptase inhibitor approved for the treatment of HIV (US Patent Nos. 5047407, 5179104, 5204466, 5210085, 5486520, 5538975, 5587480, 5618820, 5763606, 5814639, 5914331, 6114343, 6180639, 6215004; WO 02/070518). The single enantiomer emtricitabine has the structure:

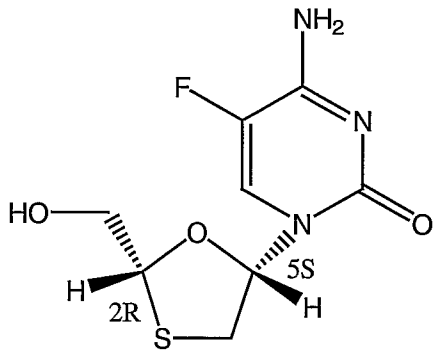

The chemical names for emtricitabine include: (-)-cis-FTC; β-L-hydroxymethyl-5-(5-fluorocytosin-1-yl)-1,3-oxathiolane; (2*R*,5S)-5-fluoro-1-[2-(hydroxymethyl)-1,3-oxathiolan-5-yl]cytosine; and 4-amino-5-fluoro-1-(2-hydroxymethyl-[1,3]-(2*R*,5*S*)-oxathiolan-5-yl)-1H-pyrimidin-2-one. The CAS Registry numbers include: 143491-57-0; 143491-54-7. It should be noted that FTC contains two chiral centers, at the 2 and 5 positions of the oxathiolane ring, and therefore can exist in the form of two pairs of optical isomers (i.e. enantiomers) and mixtures thereof including racemic mixtures. Thus, FTC may be either a cis or a trans isomer or mixtures thereof. Mixtures of cis and trans isomers are diastereomers with different physical properties. Each cis and trans isomer can exist as one of two enantiomers or mixtures thereof including racemic mixtures. The invention includes all enantiomers, diastereomers, racemates, and enriched stereoisomer mixtures of emtricitabine and physiologically functional derivatives thereof. For example, the invention includes physiological functional derivatives such as the 1:1 racemic mixture of the enantiomers (2*R*, 5*S*, cis)-4-amino-5-

fluoro-1-(2-hydroxymethyl-1,3-oxathiolan-5-yl)-(1H)-pyrimidin-2-one (emtricitabine) and its mirror image (2*S*, 5*R*, cis)-4-amino-5-fluoro-1-(2-hydroxymethyl-1,3-oxathiolan-5-yl)-(1H)-pyrimidin-2-one, or mixtures of the two enantiomers in any relative amount. The invention also includes mixtures of cis and trans forms of FTC.

Physiologically functional derivatives of emtricitabine include 1,3 oxathiolane nucleosides having the structure:

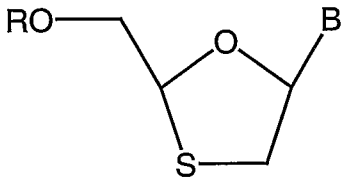

In the 1,3 oxathiolane nucleoside structure above, B is a nucleobase including any nitrogen-containing heterocyclic moiety capable of forming Watson-Crick hydrogen bonds in pairing with a complementary nucleobase or nucleobase analog, e.g. a purine, a 7-deazapurine, or a pyrimidine. Examples of B include the naturally occurring nucleobases: adenine, guanine, cytosine, uracil, thymine, and minor constituents and analogs of the naturally occurring nucleobases, e.g. 7-deazaadenine, 7-deazaguanine, 7-deaza-8-azaguanine, 7-deaza-8-azaadenine, inosine, nebularine, nitropyrrole, nitroindole, 2-aminopurine, 2-amino-6-chloropurine, 2,6-diaminopurine, hypoxanthine, pseudouridine, 5-fluorocytosine, 5-chlorocytosine, 5-bromocytosine, 5-iodocytosine, pseudocytosine, pseudoisocytosine, 5-propynylcytosine, isocytosine, isoguanine, 7-deazaguanine, 2-thiopyrimidine, 6-thioguanine, 4-thiothymine, 4-thiouracil, O^6-methylguanine, N^6-methyladenine, O^4-methylthymine, 5,6-dihydrothymine, 5,6-dihydrouracil, 4-methylindole, pyrazolo[3,4-D]pyrimidines (U.S. Patent Nos. 6,143,877 and 6,127,121; WO 01/38584), and ethenoadenine (Fasman (1989) in *Practical Handbook of Biochemistry and Molecular Biology*, pp. 385-394, CRC Press, Boca Raton, Fl).

Nucleobases B may be attached in the configurations of naturally-occurring nucleic acids to the 1,3 oxathiolane moiety through a covalent bond between the N-9 of purines, e.g. adenin-9-yl and guanin-9-yl, or N-1 of pyrimidines, e.g. thymin-1-yl and cytosin-1-yl (Blackburn, G. and Gait, M. Eds. "DNA and RNA structure" in Nucleic Acids in Chemistry and Biology, 2nd Edition, (1996) Oxford University Press, pp. 15-81).

Also in the 1,3 oxathiolane nucleoside structure above, R is H, C_1–C_{18} alkyl, C_1–C_{18} substituted alkyl, C_2–C_{18} alkenyl, C_2–C_{18} substituted alkenyl, C_2–C_{18} alkynyl, C_2–C_{18} substituted alkynyl, C_6–C_{20} aryl, C_6–C_{20} substituted aryl, C_2–C_{20} heterocycle, C_2–C_{20} substituted heterocycle, phosphonate, phosphophosphonate, diphosphophosphonate, phosphate, diphosphate, triphosphate, polyethyleneoxy, or a prodrug moiety.

Physiologically functional derivatives of emtricitabine also include 3TC (lamivudine, Epivir®), a reverse transcriptase inhibitor approved in the United States for the treatment of HIV-1 infection in combination with AZT as Combivir® (GlaxoSmithKline). US Patent Nos. 5859021; 5905082; 6177435; 5627186; 6417191. Lamivudine (US Patent Nos. 5587480, 5696254, 5618820, 5756706, 5744596, 568164, 5466806, 5151426) has the structure:

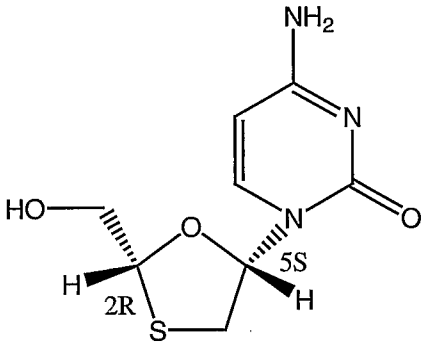

For example and for some therapeutic uses, 3TC may be a physiologically functional derivative of emtricitabine in combination with tenofovir DF or a physiologically functional derivative of tenofovir DF.

It will be appreciated that tenofovir DF and emtricitabine, and their physiologically functional derivatives may exist in keto or enol tautomeric forms and the use of any tautomeric form thereof is within the scope of this invention. Tenofovir DF and emtricitabine will normally be utilized in the combinations of the invention substantially free of the corresponding enantiomer, that is to say no more than about 5% w/w of the corresponding enantiomer will be present.

PRODRUGS

The invention includes all prodrugs of tenofovir and emtricitabine. An exemplary prodrug of tenofovir is tenofovir disoproxil fumarate (TDF, Viread®). A

large number of structurally-diverse prodrugs have been described for phosphonic acids (Freeman and Ross in Progress in Medicinal Chemistry 34: 112-147 (1997). A commonly used prodrug class is the acyloxyalkyl ester, which was first used as a prodrug strategy for carboxylic acids and then applied to phosphates and phosphonates by Farquhar et al (1983) *J. Pharm. Sci.* 72: 324; also US Patent Nos. 4816570, 4968788, 5663159 and 5792756. Subsequently, the acyloxyalkyl ester was used to deliver phosphonic acids across cell membranes and to enhance oral bioavailability. A close variant of the acyloxyalkyl ester strategy, the alkoxycarbonyloxyalkyl ester, may also enhance oral bioavailability as a prodrug moiety in the compounds of the combinations of the invention. Aryl esters of phosphorus groups, especially phenyl esters, are reported to enhance oral bioavailability (DeLambert et al (1994) *J. Med. Chem.* 37: 498). Phenyl esters containing a carboxylic ester ortho to the phosphate have also been described (Khamnei and Torrence, (1996) *J. Med. Chem.* 39:4109-4115). Benzyl esters are reported to generate the parent phosphonic acid. In some cases, substituents at the ortho- or para-position may accelerate the hydrolysis. Benzyl analogs with an acylated phenol or an alkylated phenol may generate the phenolic compound through the action of enzymes, e.g. esterases, oxidases, etc., which in turn undergoes cleavage at the benzylic C–O bond to generate the phosphoric acid and the quinone methide intermediate. Examples of this class of prodrugs are described by Mitchell et al (1992) *J. Chem. Soc. Perkin Trans. I* 2345; Brook et al WO 91/19721. Still other benzylic prodrugs have been described containing a carboxylic ester-containing group attached to the benzylic methylene (Glazier et al WO 91/19721). Thio-containing prodrugs are reported to be useful for the intracellular delivery of phosphonate drugs. These proesters contain an ethylthio group in which the thiol group is either esterified with an acyl group or combined with another thiol group to form a disulfide. Deesterification or reduction of the disulfide generates the free thio intermediate which subsequently breaks down to the phosphoric acid and episulfide (Puech et al (1993) *Antiviral Res.*, 22: 155-174; Benzaria et al (1996) *J. Med. Chem.* 39: 4958). Cyclic phosphonate esters have also been described as prodrugs of phosphorus-containing compounds.

Prodrug esters in accordance with the invention are independently selected from the following groups: (1) mono-, di-, and tri-phosphate esters of tenofovir or emtricitabine or any other compound which upon administration to a human subject is

capable of providing (directly or indirectly) said mono-, di, or triphosphate ester; (2) carboxylic acid esters (3) sulphonate esters, such as alkyl- or aralkylsulphonyl (for example, methanesulphonyl); (4) amino acid esters (for example, alanine, L-valyl or L-isoleucyl); (5) phosphonate; and (6) phosphonamidate esters.

Ester groups (1)-(6) may be substituted with; straight or branched chain C_1–C_{18} alkyl (for example, methyl, *n*-propyl, *t*-butyl, or *n*-butyl); C_3–C_{12} cycloalkyl; alkoxyalkyl (for example, methoxymethyl); arylalkyl (for example, benzyl); aryloxyalkyl (for example, phenoxymethyl); C_5–C_{20} aryl (for example, phenyl optionally substituted by, for example, halogen, C_1–C_4 alkyl, C_1–C_4 alkoxy, or amino; acyloxymethyl esters $-CH_2OC(=O)R^9$ (e.g. POM) or acyloxymethyl carbonates $-CH_2OC(=O)OR^9$ (e.g. POC) where R^9 is C_1–C_6 alkyl, C_1–C_6 substituted alkyl, C_6–C_{20} aryl or C_6–C_{20} substituted aryl. For example, ester groups may be: $-CH_2OC(=O)C(CH_3)_3$, $-CH_2OC(=O)OC(CH_3)_3$ or $-CH_2OC(=O)OCH(CH_3)_2$.

An exemplary aryl moiety present in such esters comprises a phenyl or substituted phenyl group. Many phosphate prodrug moieties are described in US Patent No. 6312662; Jones et al (1995) *Antiviral Research* 27:1-17; Kucera et al (1990) *AIDS Res. Hum. Retro Viruses* 6:491-501; Piantadosi et al (1991) *J. Med. Chem.* 34:1408-14; Hosteller et al (1992) *Antimicrob. Agents Chemother.* 36:2025-29; Hostetler et al (1990) *J. Biol. Chem.* 265:611127; and Siddiqui et al (1999) *J. Med. Chem.* 42:4122-28.

Pharmaceutically acceptable prodrugs refer to a compound that is metabolized in the host, for example hydrolyzed or oxidized, by either enzymatic action or by general acid or base solvolysis, to form an active ingredient. Typical examples of prodrugs of the active ingredients of the combinations of the invention have biologically labile protecting groups on a functional moiety of the active compound. Prodrugs include compounds that can be oxidized, reduced, aminated, deaminated, esterified, deesterified, alkylated, dealkylated, acylated, deacylated, phosphorylated, dephosphorylated, or other functional group change or conversion involving forming or breaking chemical bonds on the prodrug.

CHEMICAL STABILITY OF A PHARMACEUTICAL FORMULATION

The chemical stability of the active ingredients in a pharmaceutical formulation is of concern to minimize the generation of impurities and ensure adequate shelf-life. The

active ingredients, tenofovir disoproxil fumarate and emtricitabine, in the pharmaceutical formulations of the invention have relatively low pKa values, indicative of the potential to cause acidic hydrolysis of the active ingredients. Emtricitabine, with a pKa of 2.65 (Emtriva™ Product Insert, Gilead Sciences, Inc. 2003, available at gilead.com) is subject to hydrolytic deamination of the 5-fluoro cytosine nucleobase to form the 5-fluoro uridine nucleobase. Tenofovir disoproxil fumarate, with a pKa of 3.75 (Yuan L. et al "Degradation Kinetics of Oxycarbonyloxymethyl Prodrugs of Phosphonates in Solution", *Pharmaceutical Research* (2001) Vol. 18, No. 2, 234-237), is subject also to hydrolytic deamination of the exocyclic amine of the adenine nucleobase, and to hydrolysis of one or both of the POC ester groups (US Patent No. 5922695). It is desirable to formulate a therapeutic combination of tenofovir disoproxil fumarate and emtricitabine, and the physiological functional derivatives thereof, with a minimum of impurities and adequate stability.

The combinations of the present invention provide combination pharmaceutical dosage forms which are chemically stable to acid degradation of: (1) a first component (such as tenofovir disoproxil fumarate, and physiological functional derivatives; (2) a second component (such as emtricitabine, and physiological functional derivatives; and (3) optionally a third component having antiviral activity. The third component includes anti-HIV agents and include: protease inhibitors (PI), nucleoside reverse transcriptase inhibitors (NRTI), non-nucleoside reverse transcriptase inhibitors (NNRTI), and integrase inhibitors. Exemplary third active ingredients to be administered in combination with first and second components are shown in Table A. First and second components are as defined in the above section entitled: ACTIVE INGREDIENTS OF THE COMBINATIONS.

SALTS

Any reference to any of the compounds in the compositions of the invention also includes any physiologically acceptable salt thereof. Examples of physiologically acceptable salts of tenofovir DF, emtricitabine and their physiologically functional derivatives include salts derived from an appropriate base, such as an alkali metal (for example, sodium), an alkaline earth (for example, magnesium), ammonium and NX_4^+

(wherein X is C_1–C_4 alkyl), or an organic acid such as fumaric acid, acetic acid, succinic acid. Physiologically acceptable salts of an hydrogen atom or an amino group include salts of organic carboxylic acids such as acetic, benzoic, lactic, fumaric, tartaric, maleic, malonic, malic, isethionic, lactobionic and succinic acids; organic sulfonic acids, such as methanesulfonic, ethanesulfonic, benzenesulfonic and p-toluenesulfonic acids; and inorganic acids, such as hydrochloric, sulfuric, phosphoric and sulfamic acids. Physiologically acceptable salts of a compound of an hydroxy group include the anion of said compound in combination with a suitable cation such as Na^+ and NX_4^+ (wherein X is independently selected from H or a C_1–C_4 alkyl group).

For therapeutic use, salts of active ingredients of the combinations of the invention will be physiologically acceptable, i.e. they will be salts derived from a physiologically acceptable acid or base. However, salts of acids or bases which are not physiologically acceptable may also find use, for example, in the preparation or purification of a physiologically acceptable compound. All salts, whether or not derived from a physiologically acceptable acid or base, are within the scope of the present invention.

ADMINISTRATION OF THE FORMULATIONS

While it is possible for the active ingredients of the combination to be administered alone and separately as monotherapies, it is preferable to administer them as a pharmaceutical co-formulation. A two-part or three-part combination may be administered simultaneously or sequentially. When administered sequentially, the combination may be administered in one, two, or three administrations.

Preferably, two-part or three-part combinations are administered in a single pharmaceutical dosage form. More preferably, a two-part combination is administered as a single oral dosage form and a three-part combination is administered as two identical oral dosage forms. Examples include a single tablet of tenofovir disoproxil fumarate and emtricitabine, or two tablets of tenofovir disoproxil fumarate, emtricitabine, and efavirenz.

It will be appreciated that the compounds of the combination may be administered: (1) simultaneously by combination of the compounds in a co-formulation or (2) by alternation, i.e. delivering the compounds serially, sequentially, in parallel or

simultaneously in separate pharmaceutical formulations. In alternation therapy, the delay in administering the second, and optionally a third active ingredient, should not be such as to lose the benefit of a synergistic therapeutic effect of the combination of the active ingredients. By either method of administration (1) or (2), ideally the combination should be administered to achieve peak plasma concentrations of each of the active ingredients. A one pill once-per-day regimen by administration of a combination co-formulation may be feasible for some HIV-positive patients. Effective peak plasma concentrations of the active ingredients of the combination will be in the range of approximately 0.001 to 100 μM. Optimal peak plasma concentrations may be achieved by a formulation and dosing regimen prescribed for a particular patient. It will also be understood that tenofovir DF and emtricitabine, or the physiologically functional derivatives of either thereof, whether presented simultaneously or sequentially, may be administered individually, in multiples, or in any combination thereof. In general, during alternation therapy (2), an effective dosage of each compound is administered serially, where in co-formulation therapy (1), effective dosages of two or more compounds are administered together.

FORMULATION OF THE COMBINATIONS

When the individual components of the combination are administered separately they are generally each presented as a pharmaceutical formulation. The references hereinafter to formulations refer unless otherwise stated to formulations containing either the combination or a component compound thereof. It will be understood that the administration of the combination of the invention by means of a single patient pack, or patient packs of each formulation, within a package insert diverting the patient to the correct use of the invention is a desirable additional feature of this invention. The invention also includes a double pack comprising in association for separate administration, formulations of tenofovir disoproxil fumarate and emtricitabine, or a physiologically functional derivative of either or both thereof.

The combination therapies of the invention include: (1) a combination of tenofovir DF and emtricitabine or (2) a combination containing a physiologically functional derivative of either or both thereof.

The combination may be formulated in a unit dosage formulation comprising a fixed amount of each active pharmaceutical ingredient for a periodic, e.g. daily, dose or subdose of the active ingredients.

Pharmaceutical formulations according to the present invention comprise a combination according to the invention together with one or more pharmaceutically acceptable carriers or excipients and optionally other therapeutic agents. Pharmaceutical formulations containing the active ingredient may be in any form suitable for the intended method of administration. When used for oral use for example, tablets, troches, lozenges, aqueous or oil suspensions, dispersible powders or granules, emulsions, hard or soft capsules, syrups or elixirs may be prepared (Remington's Pharmaceutical Sciences (Mack Publishing Co., Easton, PA). Compositions intended for oral use may be prepared according to any method known to the art for the manufacture of pharmaceutical compositions and such compositions may contain one or more agents including antioxidants, sweetening agents, flavoring agents, coloring agents and preserving agents, in order to provide a palatable preparation. Tablets containing the active ingredient in admixture with non-toxic pharmaceutically acceptable excipient which are suitable for manufacture of tablets are acceptable. These excipients may be, for example, inert diluents, such as calcium or sodium carbonate, lactose, lactose monohydrate, croscarmellose sodium, povidone, calcium or sodium phosphate; granulating and disintegrating agents, such as maize starch, or alginic acid; binding agents, such as cellulose, microcrystalline cellulose, starch, gelatin or acacia; and lubricating agents, such as magnesium stearate, stearic acid or talc. Tablets may be uncoated or may be coated by known techniques including microencapsulation to delay disintegration and absorption in the gastrointestinal tract and thereby provide a sustained action over a longer period. For example, a time delay material such as glyceryl monostearate or glyceryl distearate alone or with a wax may be employed.

Formulations for oral use may be also presented as hard gelatin capsules where the active ingredient is mixed with an inert solid diluent, for example pregelatinized starch, calcium phosphate or kaolin, or as soft gelatin capsules wherein the active ingredient is mixed with water or an oil medium, such as peanut oil, liquid paraffin or olive oil.

Aqueous suspensions of the invention contain the active materials in admixture with excipients suitable for the manufacture of aqueous suspensions. Such excipients include a suspending agent, such as sodium carboxymethylcellulose, methylcellulose, hydroxypropyl methylcelluose, sodium alginate, polyvinylpyrrolidone, gum tragacanth and gum acacia, and dispersing or wetting agents such as a naturally occurring phosphatide (e.g., lecithin), a condensation product of an alkylene oxide with a fatty acid (e.g., polyoxyethylene stearate), a condensation product of ethylene oxide with a long chain aliphatic alcohol (e.g., heptadecaethyleneoxycetanol), a condensation product of ethylene oxide with a partial ester derived from a fatty acid and a hexitol anhydride (e.g., polyoxyethylene sorbitan monooleate). The aqueous suspension may also contain one or more preservatives such as ethyl or n-propyl p-hydroxybenzoate, one or more coloring agents, one or more flavoring agents and one or more sweetening agents, such as sucrose, sucralose or saccharin.

Oil suspensions may be formulated by suspending the active ingredient in a vegetable oil, such as arachis oil, olive oil, sesame oil or coconut oil, or in a mineral oil such as liquid paraffin. The oral suspensions may contain a thickening agent, such as beeswax, hard paraffin or cetyl alcohol. Sweetening agents, such as those set forth above, and flavoring agents may be added to provide a palatable oral preparation. These compositions may be preserved by the addition of an antioxidant such as ascorbic acid, BHT, etc.

Dispersible powders and granules of the invention suitable for preparation of an aqueous suspension by the addition of water provide the active ingredient in admixture with a dispersing or wetting agent, a suspending agent, and one or more preservatives. Suitable dispersing or wetting agents and suspending agents are exemplified by those disclosed above. Additional excipients, for example sweetening, flavoring and coloring agents, may also be present.

The pharmaceutical compositions of the invention may also be in the form of oil-in-water emulsions or liposome formulations. The oily phase may be a vegetable oil, such as olive oil or arachis oil, a mineral oil, such as liquid paraffin, or a mixture of these. Suitable emulsifying agents include naturally-occurring gums, such as gum acacia and gum tragacanth, naturally occurring phosphatides, such as soybean lecithin, esters or partial esters derived from fatty acids and hexitol anhydrides, such as sorbitan

monooleate, and condensation products of these partial esters with ethylene oxide, such as polyoxyethylene sorbitan monooleate. The emulsion may also contain sweetening and flavoring agents. Syrups and elixirs may be formulated with sweetening agents, such as glycerol, sorbitol or sucrose. Such formulations may also contain a demulcent, a preservative, a flavoring or a coloring agent.

The pharmaceutical compositions of the invention may be in the form of a sterile injectable preparation, such as a sterile injectable aqueous or oleaginous suspension. This suspension may be formulated according to the known art using those suitable dispersing or wetting agents and suspending agents which have been mentioned above. The sterile injectable preparation may also be a sterile injectable solution or suspension in a non-toxic parenterally acceptable diluent or solvent, such as a solution in 1,3-butane-diol or prepared as a lyophilized powder. Among the acceptable vehicles and solvents that may be employed are water, Ringer's solution and isotonic sodium chloride solution. In addition, sterile fixed oils may conventionally be employed as a solvent or suspending medium. For this purpose any bland fixed oil may be employed including synthetic mono- or diglycerides. In addition, fatty acids such as oleic acid may likewise be used in the preparation of injectables.

The pharmaceutical compositions of the invention may be injected parenterally, for example, intravenously, intraperitoneally, intrathecally, intraventricularly, intrastemally, intracranially, intramuscularly or subcutaneously, or they may be administered by infusion techniques. They are best used in the form of a sterile aqueous solution which may contain other substances, for example, enough salts or glucose to make the solution isotonic with blood. The aqueous solutions should be suitably buffered (preferably to a pH of from 3 to 9), if necessary. The preparation of suitable parenteral formulations under sterile conditions is readily accomplished by standard pharmaceutical techniques well known to those skilled in the art.

The pharmaceutical compositions of the invention may also be administered intranasally or by inhalation and are conveniently delivered in the form of a dry powder inhaler or an aerosol spray presentation from a pressurized container or a nebuliser with the use of a suitable propellant, e.g. dichlorodifluoromethane, trichlorofluoromethane, dichlorotetrafluoroethane, a hydrofluoroalkane such as 1,1,1,2-tetrafluoroethane (HFC 134a), carbon dioxide or other suitable gas. In the case of a pressurized aerosol, the

dosage unit may be determined by providing a valve to deliver a metered amount. The pressurized container or nebuliser may contain a solution or suspension of the composition, e.g. using a mixture of ethanol and the propellant as the solvent, which may additional contain a lubricant, e.g. sorbitan trioleate. Capsules and cartridges (made, for example, from gelatin) for use in an inhaler or insufflator may be formulated to contain a powder mix of a compound of the formula (I) and a suitable powder base such as lactose or starch. Aerosol or dry powder formulations are preferably arranged so that each metered dose or "puff" contains from 20 μg to 20 mg of a composition for delivery to the patient. The overall daily dose with an aerosol will be in the range of from 20 μg to 20 mg which may be administered in a single dose or, more usually, in divided doses throughout the day.

The amount of active ingredient that may be combined with the carrier material to produce a single dosage form will vary depending upon the host treated and the particular mode of administration. For example, a time-release formulation intended for oral administration to humans may contain approximately 1 to 1000 mg of active material compounded with an appropriate and convenient amount of carrier material which may vary from about 5 to about 95% of the total compositions (weight:weight). The pharmaceutical composition can be prepared to provide easily measurable amounts for administration. For example, an aqueous solution intended for intravenous infusion may contain from about 3 to 500 μg of the active ingredient per milliliter of solution in order that infusion of a suitable volume at a rate of about 30 mL/hr can occur. As noted above, formulations of the present invention suitable for oral administration may be presented as discrete units such as capsules, cachets or tablets each containing a predetermined amount of the active ingredient; as a powder or granules; as a solution or a suspension in an aqueous or non-aqueous liquid; or as an oil-in-water liquid emulsion or a water-in-oil liquid emulsion. The active ingredient may also be administered as a bolus, electuary or paste.

The combinations of the invention may conveniently be presented as a pharmaceutical formulation in a unitary dosage form. A convenient unitary dosage formulation contains the active ingredients in any amount from 1 mg to 1 g each, for example but not limited to, 10 mg to 300 mg. The synergistic effects of tenofovir DF in combination with emtricitabine may be realized over a wide ratio, for example 1:50 to

50:1 (tenofovir DF:emtricitabine). In one embodiment, the ratio may range from about 1:10 to 10:1. In another embodiment, the weight/weight ratio of tenofovir to emtricitabine in a co-formulated combination dosage form, such as a pill, tablet, caplet or capsule will be about 1, i.e. an approximately equal amount of tenofovir DF and emtricitabine. In other exemplary co-formulations, there may be more or less tenofovir than FTC. For example, 300 mg tenofovir DF and 200 mg emtricitabine can be co-formulated in a ratio of 1.5:1 (tenofovir DF: emtricitabine). In one embodiment, each compound will be employed in the combination in an amount at which it exhibits antiviral activity when used alone. Exemplary Formulations A, B, C, D, E, and F (Examples) have ratios of 12:1 to 1:1 (tenofovir DF : emtricitabine). Exemplary Formulations A, B, C, D, E, and F use amounts of tenofovir DF and emtricitabine ranging from 25 mg to 300 mg. Other ratios and amounts of the compounds of said combinations are contemplated within the scope of the invention.

A unitary dosage form may further comprise tenofovir DF and emtricitabine, or physiologically functional derivatives of either thereof, and a pharmaceutically acceptable carrier.

It will be appreciated by those skilled in the art that the amount of active ingredients in the combinations of the invention required for use in treatment will vary according to a variety of factors, including the nature of the condition being treated and the age and condition of the patient, and will ultimately be at the discretion of the attending physician or health care practitioner. The factors to be considered include the route of administration and nature of the formulation, the animal's body weight, age and general condition and the nature and severity of the disease to be treated. For example, in a Phase I/II monotherapy study of emtricitabine, patients received doses ranging from 25 mg to 200 mg twice-a-day for two weeks. At each dose regimen greater or equal to 200 mg, a 98-percent (1.75 log10) or greater viral suppression was observed. A once-a-day dose of 200 mg of emtricitabine reduced the viral load by an average of 99 percent (1.92 log10). Viread® (tenofovir DF) has been approved by the FDA for the treatment and prophylaxis of HIV infection as a 300 mg oral tablet. Emtriva™ (emtricitabine) has been approved by the FDA for the treatment of HIV as a 200 mg oral tablet.

It is also possible to combine any two of the active ingredients in a unitary dosage form for simultaneous or sequential administration with a third active ingredient. The

three-part combination may be administered simultaneously or sequentially. When administered sequentially, the combination may be administered in two or three administrations. Third active ingredients have anti-HIV activity and include protease inhibitors (PI), nucleoside reverse transcriptase inhibitors (NRTI), non-nucleoside reverse transcriptase inhibitors (NNRTI), and integrase inhibitors. Exemplary third active ingredients to be administered in combination with tenofovir DF, emtricitabine, and their physiological functional derivatives, are shown in Table A.

Table A

5,6 dihydro-5-azacytidine

5-aza 2'deoxycytidine

5-azacytidine

5-yl-carbocyclic 2'-deoxyguanosine (BMS200,475)

9 (arabinofuranosyl)guanine; 9-(2' deoxyribofuranosyl)guanine

9-(2'-deoxy 2'fluororibofuranosyl)-2,6-diaminopurine

9-(2'-deoxy 2'fluororibofuranosyl)guanine

9-(2'-deoxyribofuranosyl)-2,6 diaminopurine

9-(arabinofuranosyl)-2,6 diaminopurine

Abacavir, Ziagen®

Acyclovir, ACV; 9-(2-hydroxyethoxylmethyl)guanine

Adefovir dipivoxil, Hepsera®

amdoxivir, DAPD

Amprenavir, Agenerase®

araA; 9-β-D-arabinofuranosyladenine (Vidarabine)

atazanivir sulfate (Reyataz®)

AZT; 3'-azido-2',3'-dideoxythymdine, Zidovudine, (Retrovir®)

BHCG; (.+-.)-(1a,2b,3a)-9-[2,3-bis(hydroxymethyl)cyclobutyl]guanine

BMS200,475; 5-yl-carbocyclic 2'-deoxyguanosine

Buciclovir; (*R*) 9-(3,4-dihydroxybutyl)guanine

BvaraU; 1-β-D-arabinofuranosyl-E-5-(2-bromovinyl)uracil (Sorivudine)

Calanolide A

Capravirine

CDG; carbocyclic 2'-deoxyguanosine

Cidofovir, HPMPC; (*S*)-9-(3-hydroxy-2-phosphonylmethoxypropyl)cytosine

Clevudine, L-FMAU; 2'-Fluoro-5-methyl-β-L-arabino-furanosyluracil

Combivir® (lamivudine/zidovudine)

Cytallene; [1-(4'-hydroxy-1',2'-butadienyl)cytosine]

d4C; 3'-deoxy-2',3'-didehydrocytidine

DAPD; (-)-β-D-2,6-diaminopurine dioxolane

ddA; 2',3'-dideoxyadenosine

ddAPR; 2,6-diaminopurine-2',3'-dideoxyriboside

ddC; 2',3'-dideoxycytidine (Zalcitabine)

ddI; 2',3'-dideoxyinosine, didanosine, (Videx®, Videx® EC)

Delavirdine, Rescriptor®

Didanosine, ddI, Videx®; 2',3'-dideoxyinosine

DXG; dioxolane guanosine

E-5-(2-bromovinyl)-2'-deoxyuridine

Efavirenz, Sustiva®

Enfuvirtide, Fuzeon®

F-ara-A; fluoroarabinosyladenosine (Fludarabine)

FDOC; (-)-β-D-5-fluoro-1-[2-(hydroxymethyl)-1,3-dioxolane]cytosine

FEAU; 2'-deoxy-2'-fluoro-1-β-D-arabinofuranosyl-5-ethyluracil

FIAC; 1-(2-deoxy-2-fluoro-β-D-arabinofuranosyl)-5-iodocytosine

FIAU; 1-(2-deoxy-2-fluoro-β-D-arabinofuranosyl)-5-iodouridine

FLG; 2',3'-dideoxy-3'-fluoroguanosine

FLT; 3'-deoxy-3'-fluorothymidine

Fludarabine; F-ara-A; fluoroarabinosyladenosine

FMAU; 2'-Fluoro-5-methyl-β-L-arabino-furanosyluracil

FMdC

Foscarnet; phosphonoformic acid, PFA

FPMPA; 9-(3-fluoro-2-phosphonylmethoxypropyl)adenine

Gancyclovir, GCV; 9-(1,3-dihydroxy-2-propoxymethyl)guanine

GS-7340; 9-[*R*-2-[[(*S*)-[[(*S*)-1-(isopropoxycarbonyl)ethyl]amino]-phenoxyphosphinyl]methoxy]propyl]adenine

HPMPA; (*S*)-9-(3-hydroxy-2-phosphonylmethoxypropyl)adenine

HPMPC; (*S*)-9-(3-hydroxy-2-phosphonylmethoxypropyl)cytosine (Cidofovir)

Hydroxyurea, Droxia®

Indinavir, Crixivan®

Kaletra® (lopinavir/ritonavir)

Lamivudine, 3TC, Epivir™; (2*R*, 5*S*, cis)-4-amino-1-(2-hydroxymethyl-1,3-oxathiolan-5-yl)-(1H)-pyrimidin-2-one

L-d4C; L-3'-deoxy-2',3'-didehydrocytidine

L-ddC; L-2',3'-dideoxycytidine

L-Fd4C; L-3'-deoxy-2',3'-didehydro-5-fluorocytidine

L-FddC; L-2',3'-dideoxy-5-fluorocytidine

Lopinavir

Nelfinavir, Viracept®

Nevirapine, Viramune®

Oxetanocin A; 9-(2-deoxy-2-hydroxymethyl-β-D-erythro-oxetanosyl)adenine

Oxetanocin G; 9-(2-deoxy-2-hydroxymethyl-β-D-erythro-oxetanosyl)guanine

Penciclovir

PMEDAP; 9-(2-phosphonylmethoxyethyl)-2,6-diaminopurine

PMPA, tenofovir; (*R*)-9-(2-phosphonylmethoxypropyl)adenine

PPA; phosphonoacetic acid

Ribavirin; 1-β-D-ribofuranosyl-1,2,4-triazole-3-carboxamide

Ritonavir, Norvir®

Saquinavir, Invirase®, Fortovase®

Sorivudine, BvaraU; 1-β-D-arabinofuranosyl-E-5-(2-bromovinyl)uracil

Stavudine, d4T, Zerit®; 2',3'-didehydro-3'-deoxythymidine

Trifluorothymidine, TFT; Trifluorothymidine

Trizivir® (abacavir sulfate/lamivudine/zidovudine)

Vidarabine, araA; 9-β-D-arabinofuranosyladenine

Zalcitabine, Hivid®, ddC; 2',3'-dideoxycytidine

Zidovudine, AZT, Retrovir®; 3'-azido-2',3'-dideoxythymdine

Zonavir; 5-propynyl-1-arabinosyluracil

Another aspect of the present invention is a three-part combination comprising tenofovir DF, FTC, and 9-[(*R*)-2-[[(*S*)-[[(*S*)-1-(isopropoxycarbonyl)ethyl]amino]phenoxyphosphinyl]methoxy] propyl] adenine, also designated herein as GS-7340, which has the structure:

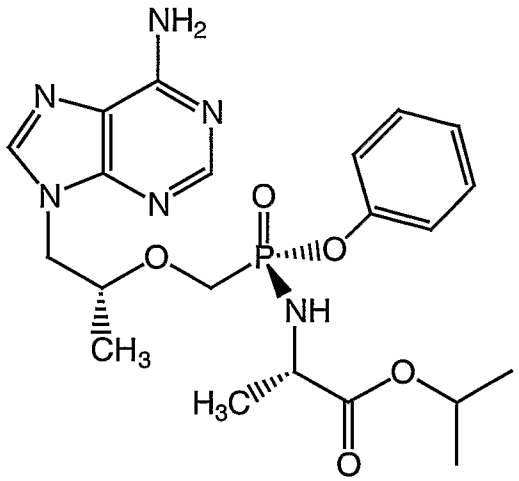

GS-7340 is a prodrug of tenofovir and the subject of commonly owned, pending application, US Serial No. 09/909,560, filed July 20, 2001 and Becker et al WO 02/08241.

For example, a ternary unitary dosage may contain 1 mg to 1000 mg of tenofovir disoproxil fumarate, 1 mg to 1000 mg of emtricitabine, and 1 mg to 1000 mg of the third active ingredient. As a further feature of the present invention, a unitary dosage form may further comprise tenofovir DF, emtricitabine, the third active ingredient, or physiologically functional derivatives of the three active ingredients thereof, and a pharmaceutically acceptable carrier.

Combinations of the present invention enable patients greater freedom from multiple dosage medication regimens and ease the needed diligence required in remembering and complying with complex daily dosing times and schedules. By combining tenofovir disoproxil fumarate and emtricitabine into a single dosage form, the desired daily regimen may be presented in a single dose or as two or more sub-doses per day. The combination of co-formulated tenofovir DF and emtricitabine may be administered as a single pill, once per day.

A further aspect of the invention is a patient pack comprising at least one active ingredient: tenofovir disoproxil fumarate, emtricitabine, or a physiologically functional

derivative of either of the combination and an information package or product insert containing directions on the use of the combination of the invention.

Segregation of active ingredients in pharmaceutical powders and granulations is a widely recognized problem that can result in inconsistent dispersions of the active ingredients in final dosage forms. Some of the main factors contributing to segregation are particle size, shape and density. Segregation is particularly troublesome when attempting to formulate a single homogenous tablet containing multiple active ingredients having different densities and different particle sizes. Glidants are substances that have traditionally been used to improve the flow characteristics of granulations and powders by reducing interparticulate friction. See Lieberman, Lachman, & Schwartz, Pharmaceutical Dosage Forms: Tablets, Volume 1, p. 177-178 (1989), incorporated herein by reference. Glidants are typically added to pharmaceutical compositions immediately prior to tablet compression to facilitate the flow of granular material into the die cavities of tablet presses. Glidants include: colloidal silicon dioxide, asbestos free talc, sodium aluminosilicate, calcium silicate, powdered cellulose, microcrystalline cellulose, corn starch, sodium benzoate, calcium carbonate, magnesium carbonate, metallic stearates, calcium stearate, magnesium stearate, zinc stearate, stearowet C, starch, starch 1500, magnesium lauryl sulfate, and magnesium oxide. Exemplary Tablet Formulation A has colloidal silicon dioxide (Examples). Glidants can be used to increase and aid blend composition homogeneity in formulations of anti-HIV drugs (US Patent No. 6113920). The novel compositions of the present invention may contain glidants to effect and maintain homogeneity of active ingredients during handling prior to tablet compression.

The present invention provides pharmaceutical formulations combining the active ingredients tenofovir DF and emtricitabine, or physiologically functional derivatives thereof, in a sufficiently homogenized form, and a method for using this pharmaceutical formulation. An object of the present invention is to utilize glidants to reduce the segregation of active ingredients in pharmaceutical compositions during pre-compression material handling. Another object of the present invention is to provide a pharmaceutical formulation combining the active ingredients tenofovir DF and emtricitabine, or physiologically functional derivatives thereof, with a pharmaceutically acceptable

glidant, resulting in a mixture characterized by a pharmaceutically acceptable measure of homogeneity.

Formulations include those suitable for oral, rectal, nasal, topical (including transdermal, buccal and sublingual), vaginal or parenteral (including subcutaneous, intramuscular, intravenous and intradermal) administration. The formulations may conveniently be presented in unit dosage form and may be prepared by any methods well known in the art of pharmacy. Such methods represent a further feature of the present invention and include the step of bringing into association the active ingredients with the carrier, which constitutes one or more accessory ingredients, and maintaining chemical stability. In general, the formulations are prepared by uniformly and intimately bringing into association the active ingredients with liquid carriers or finely divided solid carriers or both, and then if necessary shaping the product.

Formulations of the present invention suitable for oral administration may be presented as discrete units such as capsules, caplets, cachets or tablets each containing a predetermined amount of the active ingredients; as a powder or granules; as a solution or a suspension in an aqueous or non-aqueous liquid; or as an oil-in-water liquid emulsion or a water-in-oil liquid emulsion. The active ingredient may also be presented as a bolus, electuary or paste.

A tablet may be made by compression or molding, optionally with one or more accessory ingredients. Compressed tablets may be prepared by compressing in a suitable machine the active ingredients in a free-flowing form such as a powder or granules, optionally mixed with a binder (e.g. povidone, gelatin, hydroxypropyl methylcellulose), lubricant, inert diluent, preservative, disintegrant (e.g. sodium starch glycollate, cross-linked povidone, cross-linked sodium carboxymethyl cellulose) surface-active or dispersing agent. Molded tablets may be made by molding a mixture of the powdered compound moistened with an inert liquid diluent in a suitable machine. The tablets may optionally be coated or scored and may be formulated so as to provide slow or controlled release of the active ingredients therein using, for example, cellulose ether derivatives (e.g., hydroxypropyl methylcellulose) or methacrylate derivatives in varying proportions to provide the desired release profile. Tablets may optionally be provided with an enteric coating, to provide release in parts of the gut other than the stomach.

Formulations suitable for topical administration in the mouth include lozenges comprising the active ingredients in a flavored base, usually sucrose and acacia or tragacanth; pastilles comprising the active ingredient in an inert basis such as gelatin and glycerin, or sucrose and acacia; and mouthwashes comprising the active ingredient in a suitable liquid carrier. Formulations for rectal administration may be presented as a suppository with a suitable base comprising, for example, cocoa butter or a salicylates. Topical administration may also be by means of a transdermal iontophoretic device.

Formulations suitable for vaginal administration may be presented as pessaries, tampons, creams, gels, pastes, foams or spray formulations containing in addition to the active ingredient such carriers as are known in the art to be appropriate.

Formulations suitable for penile administration for prophylactic or therapeutic use may be presented in condoms, creams, gels, pastes, foams or spray formulations containing in addition to the active ingredient such carriers as are known in the art to be appropriate.

Pharmaceutical formulations suitable for rectal administration wherein the carrier is a solid are most preferably presented as unit dose suppositories. Suitable carriers include cocoa butter and other materials commonly used in the art. The suppositories may be conveniently formed by admixture of the active combination with the softened or melted carrier(s) followed by chilling and shaping in moulds.

Formulations suitable for parenteral administration include aqueous and nonaqueous isotonic sterile injection solutions which may contain anti-oxidants, buffers, bacteriostats and solutes which render the formulation isotonic with the blood of the intended recipient; and aqueous and non-aqueous sterile suspensions which may include suspending agents and thickening agents; and liposomes or other microparticulate systems which are designed to target the compound to blood components or one or more organs. The formulations may be presented in unit-dose or multi-dose sealed containers, for example, ampoules and vials, and may be stored in a freeze-dried (lyophilized) condition requiring only the addition of the sterile liquid carrier, for example water for injection, immediately prior to use. Extemporaneous injection solutions and suspensions may be prepared from sterile powders, granules and tablets of the kind previously described.

Exemplary unit dosage formulations are those containing a daily dose or daily subdose of the active ingredients, as hereinbefore recited, or an appropriate fraction thereof. It should be understood that in addition to the ingredients particularly mentioned above the formulations of this invention may include other agents conventional in the art having regard to the type of formulation in question, for example, those suitable for oral administration may include such further agents as sweeteners, thickeners and flavoring agents.

The compounds of the combination of the present invention may be obtained in a conventional manner, known to those skilled in the art. Tenofovir disoproxil fumarate can be prepared, for example, as described in U.S. Patent No. 5977089. Methods for the preparation of FTC are described in WO 92/14743, incorporated herein by reference.

COMPOSITION USE

Compositions of the present invention are administered to a human or other mammal in a safe and effective amount as described herein. These safe and effective amounts will vary according to the type and size of mammal being treated and the desired results of the treatment. Any of the various methods known by persons skilled in the art for packaging tablets, caplets, or other solid dosage forms suitable for oral administration, that will not degrade the components of the present invention, are suitable for use in packaging. The combinations may be packaged in glass and plastic bottles. Tablets, caplets, or other solid dosage forms suitable for oral administration may be packaged and contained in various packaging materials optionally including a dessicant, e.g. silica gel. Packaging may be in the form of unit dose blister packaging. For example, a package may contain one blister tray of tenofovir DF and another blister tray of emtricitabine pills, tablets, caplets, or capsule. A patient would take one dose, e.g. a pill, from one tray and one from the other. Alternatively, the package may contain a blister tray of the co-formulated combination of tenofovir DF and emtricitabine in a single pill, tablet, caplet or capsule. As in other combinations and packaging thereof, the combinations of the invention include physiological functional derivatives of tenofovir DF and FTC.

The packaging material may also have labeling and information related to the pharmaceutical composition printed thereon. Additionally, an article of manufacture may contain a brochure, report, notice, pamphlet, or leaflet containing product

information. This form of pharmaceutical information is referred to in the pharmaceutical industry as a "package insert." A package insert may be attached to or included with a pharmaceutical article of manufacture. The package insert and any article of manufacture labeling provides information relating to the pharmaceutical composition. The information and labeling provides various forms of information utilized by health-care professionals and patients, describing the composition, its dosage and various other parameters required by regulatory agencies such as the United States Food and Drug Agency.

ASSAYS OF THE COMBINATIONS

The combinations of the inventions may be tested for *in vitro* activity against HIV and sensitivity, and for cytotoxicity in laboratory adapted cell lines, e.g. MT2 and in peripheral blood mononuclear cells (PBMC) according to standard assays developed for testing anti-HIV compounds, such as WO 02/068058 and US Patent No. 6475491. Combination assays may be performed at varying concentrations of the compounds of the combinations to determine EC_{50} by serial dilutions.

EXEMPLARY FORMULATIONS

The following examples further describe and demonstrate particular embodiments within the scope of the present invention. Techniques and formulations generally are found in Remington's Pharmaceutical Sciences (Mack Publishing Co., Easton, PA). The examples are given solely for illustration and are not to be construed as limitations as many variations are possible without departing from spirit and scope of the Invention. The following examples are intended for illustration only and are not intended to limit the scope of the invention in any way. "Active ingredient" denotes tenofovir disoproxil fumarate, emtricitabine, or a physiologically functional derivative of either thereof.

Tablet Formulation

The following exemplary formulations A, B, C, D, E, and F are prepared by wet granulation of the ingredients with an aqueous solution, addition of extragranular components and then followed by addition of magnesium stearate and compression.

Formulation A:

	mg/tablet
Tenofovir Disoproxil Fumarate	300
emtricitabine	200
Microcrystalline Cellulose	200
Lactose Monohydrate	175
Croscarmellose Sodium	60
Pregelatinized Starch	50
Colloidal silicon dioxide	5
Magnesium Stearate	10
total:	1000

Formulation B:

	mg/tablet
Tenofovir Disoproxil fumarate	300
emtricitabine	100
Microcrystalline Cellulose	200
Lactose Monohydrate	180
Sodium Starch Glycollate	60
Pregelatinized Starch	50
Magnesium Stearate	10
total:	900

Formulation C:

	mg/tablet
Tenofovir Disoproxil fumarate	200
emtricitabine	200
Microcrystalline Cellulose	200
Lactose Monohydrate	180
Sodium Starch Glycollate	60
Pregelatinized Starch	50
Magnesium Stearate	10
total:	900

Formulation D:

	mg/tablet
Tenofovir Disoproxil fumarate	300
emtricitabine	25
Microcrystalline Cellulose	200
Lactose Monohydrate	180
Sodium Starch Glycollate	60
Pregelatinized Starch	50
Magnesium Stearate	10
total:	825

Formulation E:

	mg/tablet
Tenofovir Disoproxil fumarate	200
emtricitabine	25
Microcrystalline Cellulose	200
Lactose Monohydrate	180
Sodium Starch Glycollate	60
Pregelatinized Starch	50
Magnesium Stearate	10
total:	725

Formulation F:

	mg/tablet
Tenofovir Disoproxil fumarate	100
emtricitabine	100
Microcrystalline Cellulose	200
Lactose Monohydrate	180
Sodium Starch Glycollate	60
Pregelatinized Starch	50
Magnesium Stearate	10
total:	700

Formulation G (Controlled Release Formulation):

This formulation is prepared by wet granulation of the ingredients with an aqueous solution, followed by the addition of magnesium stearate and compression.

	mg/tablet
Tenofovir Disoproxil fumarate	300
emtricitabine	200
Hydroxypropyl Methylcellulose	112
Lactose B.P.	53
Pregelatinized Starch B.P.	28
Magnesium Stearate	7
total:	700

Drug release takes place over a period of about 6-8 hours and is complete after 12 hours.

Capsule Formulations

Formulation H:

A capsule formulation is prepared by admixing the ingredients and filling into a two-part hard gelatin or hydroxypropyl methylcellulose capsule.

	mg/capsule
Active Ingredient	500
Microcrystalline Cellulose	143
Sodium Starch Glycollate	25
Magnesium Stearate	2
total:	670

Formulation I (Controlled Release Capsule):

The following controlled release capsule formulation is prepared by extruding ingredients a, b, and c using an extruder, followed by spheronization of the extrudate and drying. The dried pellets are then coated with release-controlling membrane (d) and filled into a two-piece, hard gelatin or hydroxypropyl methylcellulose capsule.

	mg/capsule
(a) Active Ingredient	500
(b) Microcrystalline Cellulose	125

(c) Lactose B.P.		125
(d) Ethyl Cellulose		13
	total:	763

Formulation J (Oral Suspension):

The active ingredients are admixed with the ingredients and filling them as dry powder. Purified water is added and mixed well before use.

Active Ingredient	500 mg
Confectioner's Sugar	2000 mg
Simethicone	300 mg
Methylparaben	30 mg
Propylparaben	10 mg
Flavor, Peach	500 mg
Purified Water q.s. to	5.00 ml

Formulation K (Suppository):

One-fifth of the Witepsol H15 is melted in a steam-jacketed pan at 45°C. maximum. The active ingredients are sifted through a 200 micron sieve and added to the molten base with mixing, using a Silverson fitted with a cutting head, until a smooth dispersion is achieved. Maintaining the mixture at 45°C, the remaining Witepsol H15 is added to the suspension and stirred to ensure a homogenous mix. The entire suspension is passed through a 250 micron stainless steel screen and, with continuous stirring, is allowed to cool to 40°C. At a temperature of 38°C to 40°C, 2.02 g of the mixture is filled into suitable, 2 ml plastic molds. The suppositories are allowed to cool to room temperature.

	mg/Suppository
Active Ingredient	500
Hard Fat, B.P. (Witepsol H15 - Dynamit Nobel)	1770
total	2270

FIXED DOSE COMBINATION TABLET

A fixed dose combination tablet of tenofovir disoproxil fumarate (TDF) 300 mg / emtricitabine 200 mg was formulated using a wet granulation/fluid-bed drying process using conventional methods. See: US 5935946; L. Young (editor). Tableting Specification Manual 5th ed., American Pharmaceutical Association, Washington, DC, (2001); L. Lachman, H. Lieberman (editors). Pharmaceutical Dosage Forms: Tablets (Vol 2), Marcel Dekker Inc., New York, 185-202 (1981); J. T. Fell and J. M. Newton, J. Pharm. Pharmacol. 20, 657-659 (1968); US Pharmacopeia 24-National Formulary 19, "Tablet Friability", Chapter <1216>, Page 2148 (2000).

The effects of granulation water level (ranging from 40% to 50% w/w) and wet massing time were studied on the physicochemical properties of the final powder blend and its performance with respect to blend uniformity and compressibility (tablet compactibility). In addition, content uniformity, assay, stability and dissolution performance was evaluated for the TDF/emtricitabine fixed dose combination tablets.

Formulation Equipment

Equipment included a high shear mixer equipped with a pressure tank and spray nozzle tip to add the granulating water, a fluid-bed dryer, a mill, a tumble blender, a rotary tablet press, and a tablet deduster.

Formulation Process

The dried, milled powder was blended with the extragranular microcrystalline cellulose and croscarmellose sodium and then blended with magnesium stearate. Powder samples were removed after mixing with the magnesium stearate. The blend samples were evaluated for, bulk density, mesh analysis and compressibility. The powder blend mixed with the magnesium stearate was compressed into tablets on a press setup.

Materials

The following Table 1 lists the quantitative composition of the TDF/emtricitabine tablet formulation.

Table 1

Ingredient	% w/w	Unit Formula for tablet cores (mg/tablet)	Quantity per 12 kg Batch (kg)
Tenofovir Disoproxil Fumarate[a]	30.0	300.0	3.60
Emtricitabine[a]	20.0	200.0	2.40
Pregelatinized Starch, NF/EP	5.0	50.0	0.60
Croscarmellose Sodium, NF/EP	6.0	60.0	0.72
Lactose Monohydrate, NF/EP[a]	8.0	80.0	0.96
Microcrystalline Cellulose, NF/EP[c]	30.0	300.0	3.60
Magnesium Stearate, NF/EP	1.0	10.0	0.12
Purified Water, USP/EP	[b]	[b]	[b]
Totals	100.0	1000.0	12.00

[a] Actual weight is adjusted based on the Drug Content Factor (DCF) of tenofovir disoproxil fumarate and emtricitabine.

[b] Water removed during drying.

Characterization Equipment

Moisture content was measured by loss on drying using a heat lamp/balance system. The powder blend was sampled with a sampling thief fitted with chambers to determine powder blend uniformity. Duplicate samples were removed from each of several locations in the blender. Blend uniformity analysis was performed on one sample from each location.

Particle size analysis of the final powder blend was determined by sifting a multi-gram sample through a screen using a sonic sifter. The quantity of final powder blend retained on each sieve and the fines collector was determined by calculating the difference in weight between the sieves and fines collector before and after the test. The geometric mean diameter particle size was calculated by logarithmic weighting of the sieved distribution.

Bulk density was determined by filling a graduated cylinder with the final powder blend and measuring the weight differential between the empty and filled graduate cylinder per unit volume.

Tablets were characterized for friability using a friabilator, a hardness tester, a thickness micrometer equipped with a printer, and a weighing balance.

Compression characteristics were determined using a rotary tablet press equipped with a flat-faced, beveled edged punch to a target weight of 400 mg. The powder blends were compressed using target upper punch pressures ranging from approximately 100 to 250 MPa. The apparent normalized ejection force was determined and normalized for tablet thickness and diameter.

Tablet hardness was determined using a hardness tester. Tablet thickness was determined using a micrometer, and tablet weights were determined using a top loading balance.

Wet Granulation

The powders were blended in a granulator and then granulated using water. The impeller and chopper speeds were kept constant in the blender at a low setting during the granulation and wet massing operations. After water addition, the impeller and chopper were stopped and the granulator bowl was opened to observe the granulation consistency and texture. The lid was closed and the wet massing phase was performed. Acceptable granules had 40% w/w and 60% w/w water, respectively.

Wet Milling

To facilitate a uniform drying process, each wet granulation was deagglomerated with a mill fitted with a screen and an impeller. The milled wet granules were charged into a fluid-bed dryer immediately following wet milling.

Fluid-Bed Drying

Milled wet granules were dried using an inlet air setpoint temperature of about 70°C and airflow of approximately 100 cfm. The target LOD was about 1.0% with a range of not more than (NMT) 1.5%. The total fluid-bed drying time ranged from 53 to 75 minutes. Final LOD ranged from 0.4% to 0.7% for all of the batches dried. The final exhaust temperatures for all the batches ranged from 47°C to 50°C.

Dry Milling

All dried granules were milled through a perforated screen. The mill was equipped with a square impeller and operated. The lots were milled and manually transferred to the V-blender.

Blending

Each lot was blended using the V-blender. In one set of three formulations, starting with 12 kg materials, final powder blend yield available for compression after blending ranged from 10.5 kg (87.5%) to 11.1 kg (92.5%). The final powder blend bulk density ranged from 0.48 to 0.58 g/cc and the geometric mean diameter particle size ranged from 112 to 221 μm. Percent water and wet massing time affect final powder blend particle size and bulk density.

The powder blending for both tenofovir DF and emtricitabine gave a mean (n=10) strength value for tenofovir DF ranged from 100.6% to 102.8% of target strength for the lots and the relative standard deviation (RSD) was from 0.5% to 1.7%. The mean (n=10) strength value for emtricitabine ranged from 101.3% to 104.1% of target strength for the lots with the relative standard deviation (RSD) ranged from 0.6% to 1.7%. The final powder blend moisture level ranged from 0.8% to 1.1% LOD.

Tablet Compression

The final blends were compressed using a rotary tablet press and the tablets were film-coated.

Three 300 gm formulations (Table 2) were granulated in a granulator equipped with a 1-L bowl. The quantities of intragranular components were based on a 300 g total batch size. The formulations in lots 1 and 2 differed in the amount of microcrystalline cellulose 30% vs. 20% w/w, respectively. Lots 2 and 3 were identical except for the type of binder. Lot 2 contained 5% w/w of pregelatinized starch and lot 3 contained 5% w/w povidone as binder.

Table 2

Ingredient	Lot 1 % w/w	Lot 2 % w/w	Lot 3 % w/w
Tenofovir Disoproxil Fumarate	30.0	30.0	30.0
Emtricitabine	20.0	20.0	20.0
Pregelatinized Starch, NF/EP	5.0	5.0	N/A
Povidone, USP/NF (C-30)	N/A	N/A	5.0
Croscarmellose Sodium, NF/EP	6.0	6.0	6.0
Lactose Monohydrate, NF/EP	8.0	18.0	18.0
Microcrystalline Cellulose, NF/EP[a]	30.0	20.0	20.0
Magnesium Stearate, NF/EP	1.0	1.0	1.0
Purified Water, USP/EP	a	a	a
Total	100.0	100.0	100.0

[a] Water removed during drying.

After water addition, the impeller and chopper were stopped and the granulator bowl was opened to observe the granulation consistency and texture. To achieve similar granulation consistency, lots 1, 2, and 3 were granulated with 45%, 40%, and 30% w/w water, respectively. The lid was closed and the wet massing phase was performed. All lots had a 30 sec wet massing resulting in acceptable granulations. The wet granulations from all batches were hand screened through a sieve to deagglomerate. The resulting granulations were tray dried in a convection oven set at 60°C for approximately 20 hours to an LOD <1.0%. The dried granulations from all batches were hand screened through a sieve. In order to fit the granulation into the small scale (300 mL) V-blender, the final blend batch size was adjusted to 100 g. A portion, 81 g of the resulting blend from Lot 1 was blended with 15 g microcrystalline cellulose, 3 g croscarmellose sodium and 1 g

magnesium stearate. 86 g of the resulting granulation from Lot 2 and Lot 3 were each blended with 10 g microcrystalline cellulose, 3 g croscarmellose sodium and 1 g magnesium stearate.

Purity analysis was conducted by reverse-phase HPLC (high performance liquid chromatography). Impurities related to tenofovir disoproxil fumarate and emtricitabine were characterized and measured in the bulk API (active pharmaceutical ingredient) before formulation in the three lots of Table 2, and again after formulation in the resulting tablets. The impurities include by-products from hydrolysis of the exocyclic amino groups of tenofovir disoproxil fumarate and emtricitabine, and the hydrolysis of the disoproxil (POC) esters of tenofovir disoproxil fumarate. In each lot, the sum total of impurities related to tenofovir disoproxil fumarate and emtricitabine was less than 1% after formulation and tablet manufacture.

The physicochemical properties of tenofovir disoproxil fumarate and emtricitabine tablets were evaluated by visual appearance, water content, label strength, impurity and degradation product contents, and tablet dissolution. Stability studies were conducted on drug product packaged in container-closure systems that are identical to the intended clinical and commercial container-closure system. There was no sign of discoloration or tablet cracking during the course of the stability study. Film-coated tenofovir disoproxil fumarate and emtricitabine tablets exhibited satisfactory stability at 40°C/75% RH (relative humidity) for up to six months when packaged and stored with silica gel desiccant. No significant loss (defined as $\geq$ 5% degradation) in % label strength of tenofovir DF or emtricitabine was observed after six months at 40°C/75% RH. when packaged and stored with desiccant. The increase in the total degradation products was 1.5% for tenofovir DF and 0.6-0.7% for emtricitabine after six months at 40°C/75% RH when packaged and stored with 3 grams of desiccant.

All publications and patent applications cited herein are incorporated by reference to the same extent as if each individual publication or patent application was specifically and individually indicated to be incorporated by reference.

Although certain embodiments are described in detail above, those having ordinary skill in the art will clearly understand that many modifications are possible in the claims without departing from the teachings thereof. All such modifications are intended to be encompassed within the claims of the invention.

Embodiments of the Invention:

A1. A pharmaceutical composition comprising an effective amount of a compound of the formula:

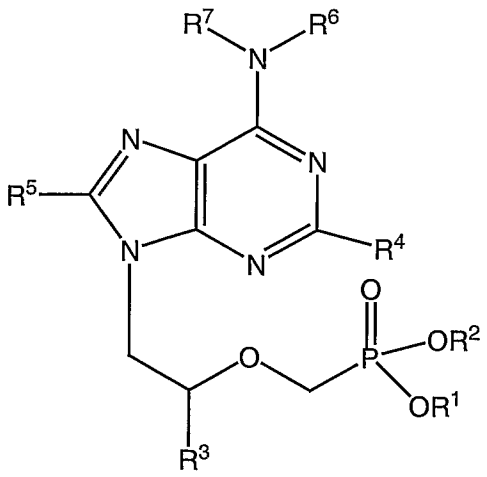

(1)

wherein R^1 and R^2 are independently selected from H, C_1–C_6 alkyl, C_1–C_6 substituted alkyl, C_6–C_{20} aryl, C_6–C_{20} substituted aryl, C_6–C_{20} arylalkyl, C_6–C_{20} substituted arylalkyl, acyloxymethyl esters $-CH_2OC(=O)R^9$ and acyloxymethyl carbonates $-CH_2OC(=O)OR^9$ where R^9 is C_1–C_6 alkyl, C_1–C_6 substituted alkyl, C_6–C_{20} aryl and C_6–C_{20} substituted aryl;

R^3 is selected from H, C_1–C_6 alkyl, C_1–C_6 substituted alkyl, or CH_2OR^8 where R^8 is C_1–C_6 alkyl, C_1–C_6 hydroxyalkyl and C_1–C_6 haloalkyl;

R^4 and R^5 are independently selected from H, NH_2, NHR and NR_2 where R is C_1–C_6 alkyl; and

R^6 and R^7 are independently selected from H and C_1–C_6 alkyl;

or a physiologically functional derivative thereof;

in combination with an effective amount of a compound of the formula

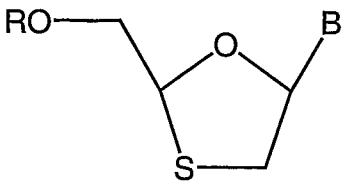

(2)

wherein B is selected from adenine, guanine, cytosine, uracil, thymine, 7-deazaadenine, 7-deazaguanine, 7-deaza-8-azaguanine, 7-deaza-8-azaadenine, inosine, nebularine, nitropyrrole, nitroindole, 2-aminopurine, 2-amino-6-chloropurine, 2,6-diaminopurine, hypoxanthine, pseudouridine, 5-fluorocytosine, 5-chlorocytosine, 5-bromocytosine, 5-iodocytosine, pseudocytosine, pseudoisocytosine, 5-propynylcytosine, isocytosine, isoguanine, 7-deazaguanine, 2-thiopyrimidine, 6-thioguanine, 4-thiothymine, 4-thiouracil, O^6-methylguanine, N^6-methyladenine, O^4-methylthymine, 5,6-dihydrothymine, 5,6-dihydrouracil, 4-methylindole, and a pyrazolo[3,4-D]pyrimidine; and

R is selected from H, C_1–C_{18} alkyl, C_1–C_{18} substituted alkyl, C_2–C_{18} alkenyl, C_2–C_{18} substituted alkenyl, C_2–C_{18} alkynyl, C_2–C_{18} substituted alkynyl, C_6–C_{20} aryl, C_6–C_{20} substituted aryl, C_2–C_{20} heterocycle, C_2–C_{20} substituted heterocycle, phosphonate, phosphophosphonate, diphosphophosphonate, phosphate, diphosphate, triphosphate, polyethyleneoxy or a physiologically functional derivative thereof; and

a pharmaceutically acceptable carrier.

B2. A composition of embodiment A1 wherein, in formula 1, R^1 and R^2 are independently selected from H, C_1–C_6 alkyl, C_1–C_6 substituted alkyl, C_6–C_{20} aryl, C_6–C_{20} substituted aryl, C_6–C_{20} arylalkyl, C_6–C_{20} substituted arylalkyl, acyloxymethyl esters $-CH_2OC(=O)R^9$ and acyloxymethyl carbonates $-CH_2OC(=O)OR^9$ where R^9 is C_1–C_6 alkyl, C_1–C_6 substituted alkyl, C_6–C_{20} aryl and C_6–C_{20} substituted aryl; and R^3, R^4, R^5, R^6 and R^7 are independently H or C_1–C_6 alkyl.

C3. A composition of embodiment A1 wherein, in formula 2, B is cytosine or a 5-halocytosine.

D4. A composition of embodiment A1 wherein, in formula 1, R^1 and R^2 are independently selected from H, C_1–C_6 alkyl, C_1–C_6 substituted alkyl, C_6–C_{20} aryl, C_6–C_{20} substituted aryl, C_6–C_{20} arylalkyl, C_6–C_{20} substituted arylalkyl, acyloxymethyl esters $-CH_2OC(=O)R^9$ and acyloxymethyl carbonates $-CH_2OC(=O)OR^9$ where R^9 is C_1–C_6 alkyl, C_1–C_6 substituted alkyl, C_6–C_{20} aryl and C_6–C_{20} substituted aryl; and R^3,

R^4, R^5, R^6 and R^7 are independently H or C_1–C_6 alkyl; and, in formula 2, B is cytosine or a 5-halocytosine.

E5. A composition of embodiment D 4 wherein, in formula 1, R^1 and R^2 are independently selected from H, acyloxymethyl esters $-CH_2OC(=O)R^9$ and acyloxymethyl carbonates $-CH_2OC(=O)OR^9$ where R^9 is C_1–C_6 alkyl; and R^3, R^4, R^5, R^6 and R^7 are independently H or C_1–C_6 alkyl; and, in formula 2, B is cytosine or a 5-halocytosine and R is H.

F6. A composition of embodiment E5 wherein, in formula 1, R^1 and R^2 are independently selected from H and $-CH_2OC(=O)OCH(CH_3)_2$; R^3 is $-CH_3$; and R^4, R^5, R^6 and R^7 are H; and, in formula 2, B is 5-fluorocytosine and R is H.

G7. A pharmaceutical composition comprising a pharmaceutically effective amount of [2-(6-amino-purin-9-yl)-1-methyl-ethoxymethyl]-phosphonic acid diisopropoxycarbonyloxymethyl ester fumarate (tenofovir disoproxil fumarate) or a physiologically functional derivative thereof and a pharmaceutically effective amount of (2*R*, 5*S*,)-4-amino-5-fluoro-1-(2-hydroxymethyl-1,3-oxathiolan-5-yl)-(1H)-pyrimidin-2-one (emtricitabine) or a physiologically functional derivative thereof ; and a pharmaceutically acceptable carrier.

H8. A pharmaceutical formulation of embodiment A1 to G7 further comprising a third active ingredient selected from the group consisting of a protease inhibitor, a nucleoside or nucleotide reverse transcriptase inhibitor, a non-nucleoside reverse transcriptase inhibitor, and an integrase inhibitor.

I9. A pharmaceutical formulation of embodiments A1 to H8 in unit dosage form.

J10. A method for the treatment or prevention of the symptoms or effects of an HIV infection in an infected animal which comprises administering to said animal a pharmaceutical composition of embodimentsclaims A1 to I9.

We claim:

1. A method for the treatment or prevention of the symptoms or effects of an HIV infection in an infected animal which comprises administering to said animal a therapeutically effective amount of a composition comprising [2-(6-amino-purin-9-yl)-1-methyl-ethoxymethyl]-phosphonic acid diisopropoxycarbonyloxymethyl ester fumarate (tenofovir disoproxil fumarate) or a physiologically functional derivative thereof, and (2*R*, 5*S*, cis)-4-amino-5-fluoro-1-(2-hydroxymethyl-1,3-oxathiolan-5-yl)-(1H)-pyrimidin-2-one (emtricitabine) or a physiologically functional derivative thereof.

2. The method according to claim 1 wherein the composition comprises tenofovir disoproxil fumarate and emtricitabine.

3. The method according to claim 2 wherein the composition comprises about 300 mg of tenofovir disoproxil fumarate and about 200 mg of emtricitabine.

4. The method according to claim 1 wherein tenofovir disoproxil fumarate or a physiologically functional derivative thereof and emtricitabine or a physiologically functional derivative thereof are present in a ratio of about 1:50 to about 50:1 by weight.

5. The method according to claim 1 wherein tenofovir disoproxil fumarate or a physiologically functional derivative thereof and emtricitabine or a physiologically functional derivative thereof are present in a ratio of about 1:10 to about 10:1 by weight.

6. The method according to claim 1 wherein tenofovir disoproxil fumarate or a physiologically functional derivative thereof and emtricitabine or a physiologically functional derivative thereof are each present in an amount from about 1 mg to about 1000 mg per unit dosage form.

7. The method according to claim 1 wherein tenofovir disoproxil fumarate or a physiologically functional derivative thereof and emtricitabine or a physiologically functional derivative thereof are each present in an amount from about 100 mg to about 300 mg per unit dosage form.

8. A method for the treatment or prevention of the symptoms or effects of an HIV infection in an infected animal which comprises administering to said animal a therapeutically effective amount of a composition comprising [2-(6-amino-purin-9-yl)-1-methyl-ethoxymethyl]-phosphonic acid diisopropoxycarbonyloxymethyl ester fumarate (tenofovir disoproxil fumarate) or a physiologically functional derivative thereof, and a compound of the formula:

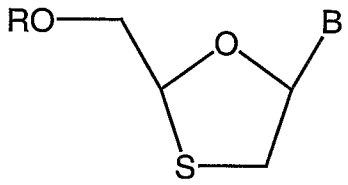

wherein B is selected from adenine, guanine, cytosine, uracil, thymine, 7-deazaadenine, 7-deazaguanine, 7-deaza-8-azaguanine, 7-deaza-8-azaadenine, inosine, nebularine, nitropyrrole, nitroindole, 2-aminopurine, 2-amino-6-chloropurine, 2,6-diaminopurine, hypoxanthine, pseudouridine, 5-fluorocytosine, 5-chlorocytosine, 5-bromocytosine, 5-iodocytosine, pseudocytosine, pseudoisocytosine, 5-propynylcytosine, isocytosine, isoguanine, 7-deazaguanine, 2-thiopyrimidine, 6-thioguanine, 4-thiothymine, 4-thiouracil, O^6-methylguanine, N^6-methyladenine, O^4-methylthymine, 5,6-dihydrothymine, 5,6-dihydrouracil, 4-methylindole, and a pyrazolo[3,4-D]pyrimidine; and

R is selected from H, C_1–C_{18} alkyl, C_1–C_{18} substituted alkyl, C_2–C_{18} alkenyl, C_2–C_{18} substituted alkenyl, C_2–C_{18} alkynyl, C_2–C_{18} substituted alkynyl, C_6–C_{20} aryl, C_6–C_{20} substituted aryl, C_2–C_{20} heterocycle, C_2–C_{20} substituted heterocycle, phosphonate, phosphophosphonate, diphosphophosphonate, phosphate, diphosphate, triphosphate, polyethyleneoxy, and a prodrug moiety.

9. The method according to claim 1 wherein one component of composition is (2*R*, 5*S*, cis)-4-amino-1-(2-hydroxymethyl-1,3-oxathiolan-5-yl)-(1H)-pyrimidin-2-one (3TC).

10. The method according to claim 1 wherein the composition comprises a physiologically functional derivative of emtricitabine which is a racemic mixture of the enantiomers (2*R*, 5*S*, cis)-4-amino-5-fluoro-1-(2-hydroxymethyl-1,3-oxathiolan-5-yl)-(1H)-pyrimidin-2-one and (2*S*, 5*R*, cis)-4-amino-5-fluoro-1-(2-hydroxymethyl-1,3-oxathiolan-5-yl)-(1H)-pyrimidin-2-one.

11. The method according to claim 1 wherein the composition comprises a physiologically functional derivative of tenofovir disoproxil fumarate which has the structure:

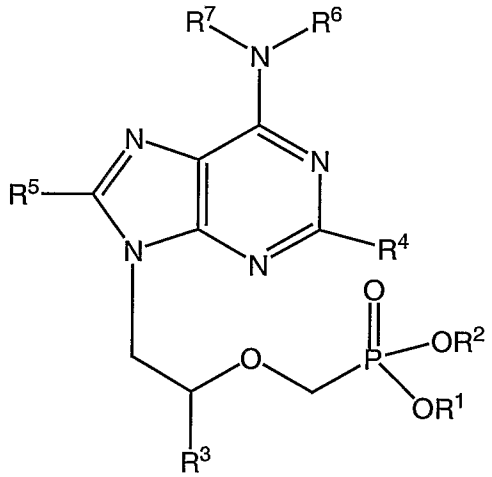

wherein R^1 and R^2 are independently selected from H, C_1–C_6 alkyl, C_1–C_6 substituted alkyl, C_6–C_{20} aryl, C_6–C_{20} substituted aryl, C_6–C_{20} arylalkyl, C_6–C_{20} substituted arylalkyl, acyloxymethyl esters $-CH_2OC(=O)R$ and acyloxymethyl carbonates $-CH_2OC(=O)OR^9$ where R^9 is C_1–C_6 alkyl, C_1–C_6 substituted alkyl, C_6–C_{20} aryl and C_6–C_{20} substituted aryl;

R^3 is selected from H, C_1–C_6 alkyl, C_1–C_6 substituted alkyl, or CH_2OR^8 where R^8 is C_1–C_6 alkyl, C_1–C_6 hydroxyalkyl and C_1–C_6 haloalkyl;

R^4 and R^5 are independently selected from H, NH_2, NHR and NR_2 where R is C_1–C_6 alkyl; and

R^6 and R^7 are independently selected from H and C_1–C_6 alkyl;

or a pharmaceutically acceptable salt or solvate thereof.

12. The method according to claim 11 wherein at least one of R_1 and R_2 is $-CH_2OC(=O)C(CH_3)_3$.

13. The method according to claim 11 wherein at least one of R_1 and R_2 is $-CH_2OC(=O)OC(CH_3)_3$.

14. The method according to claim 11 wherein at least one of R_1 and R_2 is $-CH_2OC(=O)OCH(CH_3)_2$.

15. A method for the treatment or prevention of the symptoms or effects of an HIV infection in an infected animal comprising administering in combination or alternation a therapeutically effective amount of [2-(6-amino-purin-9-yl)-1-methyl-ethoxymethyl]-phosphonic acid diisopropoxycarbonyloxymethyl ester fumarate (tenofovir disoproxil fumarate) or a physiologically functional derivative thereof, and (2*R*, 5*S*, cis)-4-amino-5-fluoro-1-(2-hydroxymethyl-1,3-oxathiolan-5-yl)-(1H)-pyrimidin-2-one (emtricitabine) or a physiologically functional derivative thereof.

16. The method according to claim 15 wherein tenofovir disoproxil fumarate or a physiologically functional derivative thereof, and emtricitabine or a physiologically functional derivative thereof, are administered in alternation.

17. The method according to claim 15 wherein tenofovir disoproxil fumarate or a physiologically functional derivative thereof, and emtricitabine or a physiologically

functional derivative thereof, are administered in combination as a single combined formulation.

18. The method according to claim 17 wherein the single combined formulation is administered once per day to an infected human.

19. The method according to claim 1 in which said animal is a human.

20. The method according to claim 1 wherein the composition further comprises a third active ingredient selected from a protease inhibitor (PI), a nucleoside reverse transcriptase inhibitor (NRTI), a non- nucleoside reverse transcriptase inhibitor (NNRTI), and an integrase inhibitor.

21. The method according to claim 20 wherein the third active ingredient is 9-[*R*-2-[[(*S*)-[[(*S*)-1-(isopropoxycarbonyl)ethyl]amino]-phenoxyphosphinyl]methoxy]propyl]adenine (GS-7340).

22. The method according to claim 1 wherein the composition further comprises a pharmaceutically acceptable glidant.

23. The method according to claim 22 wherein the glidant is selected from silicon dioxide, powdered cellulose, microcrystalline cellulose, metallic stearates, sodium aluminosilicate, sodium benzoate, calcium carbonate, calcium silicate, corn starch, magnesium carbonate, asbestos free talc, stearowet C, starch, starch 1500, magnesium lauryl sulfate, magnesium oxide, and combinations thereof.

24. The method according to claim 23 wherein the metallic stearates are selected from calcium stearate, magnesium stearate, zinc stearate, and combinations thereof.

25. A pharmaceutical formulation comprising [2-(6-amino-purin-9-yl)-1-methyl-ethoxymethyl]-phosphonic acid diisopropoxycarbonyloxymethyl ester fumarate (tenofovir disoproxil fumarate) or a physiologically functional derivative thereof and (2*R*, 5*S*, cis)-4-amino-5-fluoro-1-(2-hydroxymethyl-1,3-oxathiolan-5-yl)-(1H)-pyrimidin-2-one (emtricitabine) or a physiologically functional derivative thereof.

26. The pharmaceutical formulation according to claim 25 further comprising one or more pharmaceutically acceptable carriers or excipients.

27. The pharmaceutical formulation according to claim 26 wherein the pharmaceutically acceptable carriers or excipients are selected from pregelatinized starch, croscarmellose sodium, povidone, lactose monohydrate, microcrystalline cellulose, and magnesium stearate; and combinations thereof.

28. The pharmaceutical formulation according to claim 25 wherein tenofovir disoproxil fumarate or a physiologically functional derivative thereof and emtricitabine or a physiologically functional derivative thereof are present in a ratio of 1:50 to 50:1 by weight.

29. The pharmaceutical formulation according to claim 25 wherein tenofovir or a physiologically functional derivative thereof and emtricitabine or a physiologically functional derivative thereof are present in a ratio of 1:10 to 10:1 by weight.

30. The pharmaceutical formulation according to claim 25 in unit dosage form.

31. The pharmaceutical formulation according to claim 30 wherein tenofovir disoproxil fumarate or a physiologically functional derivative thereof and emtricitabine or a physiologically functional derivative thereof are each and individually present in an amount from 100 mg to 1000 mg per unit dosage form.

32. The pharmaceutical formulation according to claim 31 comprising tenofovir disoproxil fumarate and emtricitabine.

33. The pharmaceutical formulation according to claim 32 comprising about 300 mg of tenofovir disoproxil fumarate and about 200 mg of emtricitabine.

34. The pharmaceutical formulation according to claim 25 suitable for oral administration.

35. The pharmaceutical formulation according to claim 25 in the form of a tablet or capsule.

36. The pharmaceutical formulation according to claim 25 suitable for administration once per day to an infected human.

37. The pharmaceutical formulation according to claim 25 comprising a physiologically functional derivative of emtricitabine which is (2*R*, 5*S*, cis)-4-amino-1-(2-hydroxymethyl-1,3-oxathiolan-5-yl)-(1H)-pyrimidin-2-one (3TC).

38. The pharmaceutical formulation according to claim 25 wherein the combination comprises a physiologically functional derivative of tenofovir disoproxil fumarate which has the structure:

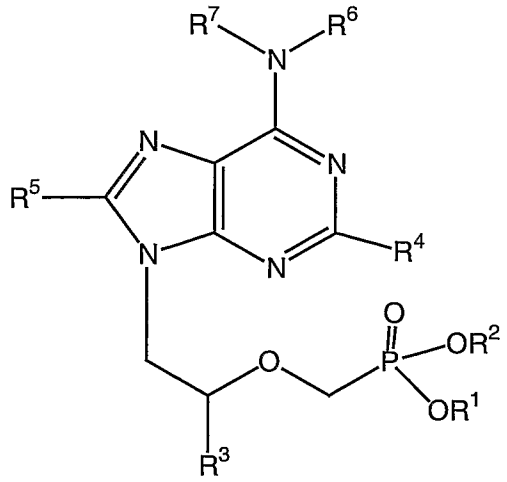

wherein R^1 and R^2 are independently selected from H, C_1–C_6 alkyl, C_1–C_6 substituted alkyl, C_6–C_{20} aryl, C_6–C_{20} substituted aryl, C_6–C_{20} arylalkyl, C_6–C_{20} substituted arylalkyl, acyloxymethyl esters $-CH_2OC(=O)R$ and acyloxymethyl carbonates $-CH_2OC(=O)OR^9$ where R^9 is C_1–C_6 alkyl, C_1–C_6 substituted alkyl, C_6–C_{20} aryl or C_6–C_{20} substituted aryl;

R^3 is H, C_1–C_6 alkyl, C_1–C_6 substituted alkyl, or CH_2OR^8 where R^8 is C_1–C_6 alkyl, C_1–C_6 hydroxyalkyl or C_1–C_6 haloalkyl;

R^4 and R^5 are independently selected from H, NH_2, NHR and NR_2 where R is C_1–C_6 alkyl; and

R^6 and R^7 are independently selected from H and C_1–C_6 alkyl;

or a pharmaceutically acceptable salt or solvate thereof.

39. The pharmaceutical formulation according to claim 38 wherein at least one of R^1 and R^2 is $-CH_2OC(=O)C(CH_3)_3$.

40. The pharmaceutical formulation according to claim 38 wherein at least one of R^1 and R^2 is $-CH_2OC(=O)OC(CH_3)_3$.

41. The pharmaceutical formulation according to claim 38 wherein at least one of R^1 and R^2 is $-CH_2OC(=O)OCH(CH_3)_2$.

42. A patient pack comprising at least one active ingredient selected from [2-(6-amino-purin-9-yl)-1-methyl-ethoxymethyl]-phosphonic acid diisopropoxycarbonyloxymethyl ester fumarate (tenofovir disoproxil fumarate) and (2*R*, 5*S*, cis)-4-amino-5-fluoro-1-(2-hydroxymethyl-1,3-oxathiolan-5-yl)-(1H)-pyrimidin-2-one (emtricitabine), and an information insert containing directions on the use of tenofovir and emtricitabine together in combination.

43. The patient pack according to claim 42 comprising a co-formulated pill, tablet, caplet, or capsule of 100 to 1000 mg of tenofovir disoproxil fumarate and 100 to 1000 mg of emtricitabine.

44. The patient pack according to claim 43 comprising a co-formulated pill, tablet, caplet, or capsule of 300 mg of tenofovir disoproxil fumarate and 200 mg of emtricitabine.

45. The patient pack according to claim 42 comprising a separate pill, tablet, caplet, or capsule of 100 to 1000 mg of tenofovir disoproxil fumarate and 100 to 1000 mg of emtricitabine.

46. The patient pack according to claim 45 comprising a separate pill, tablet, caplet, or capsule of 300 mg of tenofovir disoproxil fumarate and 200 mg of emtricitabine.

47. A chemically stable combination of tenofovir disoproxil fumarate and emtricitabine.

48. The chemically stable combination of Claim 47 wherein the combination is a pharmaceutical dosage form.

49. The chemically stable combination of Claim 48 wherein the dosage form is oral.

50. The chemically stable combination of any of Claims 47, 48, or 49 which further comprises a third antiviral agent.

51. The chemically stable combination of Claim 50 where in the third antiviral agent is an NNRTI or PI.

52. The chemically stable combination of Claim 51 wherein the third antiviral agent is a PI.

53. The chemically stable combination of Clam 51 wherein the third antiviral agent is an NNRTI.

54. The chemically stable combination of Claim 50 wherein the third antiviral agent is selected from Reyataz, Kaletra or Sustiva.

55. A chemically stable oral pharmaceutical dosage form comprising tenofovir disoproxil fumarate and emtricitabine.

56. A chemically stable oral pharmaceutical dosage form comprising tenofovir disoproxil fumarate, emtricitabine and Reyataz.

57. A chemically stable oral pharmaceutical dosage form comprising tenofovir disoproxil fumarate, emtricitabine and Kaletra.

58. A chemically stable oral pharmaceutical dosage form comprising tenofovir disoproxil fumarate, emtricitabine and Sustiva.