9610918-6 IPOS

REPLACED SHEETS SG
☑ Description : paged ....1.... to paged ..24.....
☑ Claim(s) : paged ..27... to paged ..30.....
☑ Drawing(s) : paged ..V/..... to paged ..4/4.....
☑ Abstract : paged ..31..... to paged .....
DATE OF RECEIPT .....

CORROSION RESISTANT, HIGH VANADIUM, POWDER METALLURGY TOOL STEEL ARTICLES WITH IMPROVED METAL TO METAL WEAR RESISTANCE AND A METHOD FOR PRODUCING THE SAME

BACKGROUND OF THE INVENTION

Field of the Invention

The invention relates to highly wear and corrosion resistant, powder metallurgy tool steel articles and to a method for their production by compaction of nitrogen atomized, prealloyed high vanadium powder particles. The articles are characterized by exceptionally high metal to metal wear resistance, which in combination with their good abrasive wear resistance and corrosion resistance, makes them particularly useful in machinery used for processing reinforced plastics and other abrasive or corrosive materials.

Background of the Invention

Basically, there are three types of wear that can occur, often in combination, in the barrels, screws, valves, molds, and other components used in processing reinforced plastics and other aggressive materials. They include metal to metal wear caused in areas where the metal components come into direct contact during operation, abrasive wear caused by continued contact at high pressures of the components with hard particles in the process media, and corrosive wear caused by acids or other corrodents either originally present or released from the process media at elevated temperatures of operation. To perform satisfactorily, the articles used in processing these materials must be highly resistant to these forms of wear. In addition, they must possess sufficient mechanical strength and toughness to withstand the stresses imposed during operation. Further, they must be readily machined, heat treated, and ground to facilitate the manufacture of parts with the required shape and dimensions.

A wide range of materials have been evaluated for the construction of the components employed in the processing of reinforced plastics and other abrasive or corrosive materials. They include chromium plated alloy steels, conventional high chromium martensitic stainless steels such as AISI Types 440B and 440C stainless

This Sheet Has Been Replaced

steels, and a number of high chromium martensitic stainless steels produced by powder metallurgical methods. The compositions of this latter group of materials are broadly similar to those of the conventional high chromium martensitic stainless steels, except that greater than customary amounts of vanadium and carbon are added to improve their wear resistance. The high chromium, high vanadium, powder metallurgy stainless steels, such as CPM 440V disclosed on page 781 in Volume 1 of the 10th Edition of the ASM Metals Handbook and MPL-1 disclosed in recent publications, clearly outperform conventional steels in plastic processing, but none of these materials fully meet all the needs of the newer plastic processing machinery which cannot accommodate large wear related changes in the geometry of the operating parts and where contamination of the process media by wear debris must be minimized. Of all the required properties, the metal to metal wear resistance of the high chromium martensitic stainless steels made either by conventional or powder metallurgy methods is remarkably low.

SUMMARY OF THE INVENTION

It has been discovered in this regard, that the metal to metal wear resistance of the high chromium, high vanadium, powder metallurgical stainless steels is markedly affected by their chromium content and that by lowering their chromium content and closely balancing their overall composition, a significantly improved and unique combination of metal to metal, abrasive, and corrosive wear resistance can be achieved in these materials. In addition, it has been discovered that for some applications the corrosion resistance of these materials can be notably improved by increasing the nitrogen content of the prealloyed powders from which they are made. Further, it has been discovered that to obtain the desired combinations of wear and corrosion resistance along with good strength, toughness, and grindability in the articles of the invention, it is necessary to closely control the atomization and

This Sheet Has Been Replaced



compaction conditions of the prealloyed powders from which these improved articles are produced.

It is accordingly a primary object of the invention to provide corrosion resistant, high vanadium, powder metallurgy tool steel articles with notably improved metal to metal wear resistance. This is achieved by closely controlling chromium content, which generally improves corrosion resistance, but which unexpectedly has been found to have a highly negative effect on metal to metal wear resistance, and by balancing the overall composition of the articles so as to obtain the desired degree of hardness and wear resistance without reducing corrosion resistance.

An additional objective of the invention is to provide corrosion resistant, high vanadium, powder metallurgy tool steel articles with notably improved metal to metal wear resistance in which greater than residual amounts of nitrogen are incorporated to improve corrosion resistance without reducing wear resistance.

A still further objective of the invention is to provide a method for producing the corrosion resistant, high vanadium, tool steel articles of the invention with good strength, toughness, and grindability from nitrogen atomized, prealloyed powder particles. This is largely achieved by closely controlling the size of chromium-rich and vanadium-rich carbides or carbonitrides formed during the atomization and hot isostatic compaction of the nitrogen atomized powders from which the articles of the invention are made.

These and other objects of the invention are achieved with powder metallurgical articles in accordance with the following processing and compositions.

In accordance with the method of the invention, the article thereof is produced by nitrogen gas atomizing a molten tool steel alloy at a temperature of 2800 to 3000°F, preferably 2840 to 2880°F, rapidly cooling the resulting powder to ambient temperature, screening the powder to about -16 mesh (U.S. Standard), hot isostatically compacting the powder at a temperature of 2000 to 2100°F at a pressure of 13 to 16 ksi, preferably 15 ksi, whereby the resulting articles after hot

This Sheet Has Been Replaced



working, annealing and hardening to 58 HRC, have a volume fraction of primary M_7C_3 and MC carbides of 16 to 36% in which the volume of MC carbides is at least one-third of the primary carbide volume and where the maximum sizes of the primary carbides do not exceed about six microns in their largest dimension and wherein a metal to metal wear resistance of at least 10×10^{10} psi, as defined herein, is achieved.

Element	Broad Range	Preferred Range for Highest Wear Resistance	Most Preferred Range for Highest Wear Resistance	Preferred Range for Highest Corrosion Resistance	Most Preferred Range for Highest Corrosion Resistance
Carbon*	1.47-3.77	1.83-3.77	2.54-3.77	1.60-3.62	2.31-3.62
Manganese	0.2-2.0	0.2-1.0	0.2-1.0	0.2-1.0	0.2-1.0
Phosphorus	0.10 max	0.05 max	0.05 max	0.05 max	0.05 max
Sulfur	0.10 max	0.03 max	0.03 max	0.03 max	0.03 max
Silicon	2.0 max	0.2-1.0	0.2-1.0	0.2-1.0	0.2-1.0
Chromium	11.5-14.5	12.5-14.5	12.5-14.5	12.5-14.5	12.5-14.5
Molybdenum	3.0 max	0.5-3.0	0.5-3.0	0.5-3.0	0.5-3.0
Vanadium	8.0-15.0	8.0-15.0	12.0-15.0	8.0-15.0	12.0-15.0
Nitrogen*	0.03-0.46	0.03-0.19	0.03-0.19	0.20-0.46	0.20-0.46
Iron**	Balance	Balance	Balance	Balance	Balance

* $(\%C + 6/7\%N)_{minimum} = 0.40 + 0.099(\%Cr-11.0) + 0.063(\%Mo) + 0.177(\%V)$;
$(\%C + 6/7\%N)_{maximum} = 0.60 + 0.099(\%Cr-11.0) + 0.063(\%Mo) + 0.177(\%V)$

** Includes incidental elements and impurities characteristic of steel making practice.

It is important in regard to the invention to balance the amount of carbon, nitrogen, and other austenite forming elements in the articles with respect to the ferrite forming elements, such as silicon, chromium, vanadium, and molybdenum, to avoid the formation of ferrite in the microstructure. Ferrite reduces the hot workability of the articles of the invention and lowers their attainable hardness. It is also important to control the amounts of carbon, nitrogen, and other alloying

This Sheet Has Been Replaced



elements in the articles of the invention to avoid forming unduly large amounts of retained austenite during heat treatment as well as to obtain the improved combination of metal to metal, abrasive, and corrosive wear resistance. Specifically, carbon is required within the indicated ranges for controlling ferrite, forming hard wear resistant carbides or carbonitrides with vanadium, chromium, and molybdenum, and for increasing the hardness of the martensite in the matrix. Amounts of carbon greater than the indicated limit reduce corrosion resistance significantly.

The alloying effects of nitrogen in the articles of the invention are somewhat similar to those of carbon. Nitrogen increases the hardness of martensite and can form hard nitrides and carbonitrides with carbon, chromium, molybdenum, and vanadium that can increase wear resistance. However, nitrogen is not as effective for this purpose as carbon in high vanadium steels because the hardnesses of vanadium nitride or carbonitride are significantly less than that of vanadium carbide. In contrast to carbon, nitrogen is useful for improving the corrosion resistance of the articles of the invention when dissolved in the matrix. For this reason, nitrogen in an amount up to about 0.46% can be used to improve the corrosion resistance of the articles of the invention. However, for highest wear resistance, nitrogen is best limited to about 0.19% or to the residual amounts introduced during nitrogen atomization of the powders from which the articles of the invention are made.

To obtain the hardness and carbide or carbonitride volumes needed to achieve the desired combination of wear and corrosion resistance, the carbon and nitrogen in the articles of the invention must be balanced with the chromium, molybdenum, and vanadium contents of the articles according to the following formulas:

$$(\%C+6/7\%N)_{minimum} = 0.40 + 0.099(\%Cr-11.0) + 0.063(\%Mo) + 0.177(\%V);$$

$$(\%C+6/7\%N)_{maximum} = 0.60 + 0.099(\%Cr-11.0) + 0.063(\%Mo) + 0.177(\%V).$$

This Sheet Has Been Replaced



It is essential in accordance with the invention to control the amounts of chromium, molybdenum, and vanadium within the above indicated ranges to obtain the desired combination of wear and corrosion resistance, along with adequate hardenability, hardness, toughness, machinability, and grindability.

Vanadium is very important for increasing metal to metal and abrasive wear resistance through the formation of MC-type vanadium-rich carbides or carbonitrides in amounts greater than previously obtainable in corrosion and wear resistant powder metallurgy tool steel articles.

Manganese is present to improve hardenability and is useful for controlling the negative effects of sulfur on hot workability through the formation of manganese sulfide. It is also useful for increasing the liquid solubility of nitrogen in the melting and atomization of the high nitrogen powder metallurgy articles of the invention. However, excessive amounts of manganese can lead to the formation of unduly large amounts of retained austenite during heat treatment and increase the difficulty of annealing the articles of the invention to the low hardnesses needed for good machinability.

Silicon is used for deoxidation purposes during the melting of the prealloyed materials from which the nitrogen atomized powders used in the articles of the invention are made. It is also useful for improving the tempering resistance of the articles of the invention. However, excessive amounts of silicon decrease toughness and unduly increase the amount of carbon or nitrogen needed to prevent the formation of ferrite in the microstructure of the powder metallurgical articles of the invention.

Chromium is very important for increasing the corrosion resistance, hardenability, and tempering resistance of the articles of the invention. However, it has been found to have a highly detrimental effect on the metal to metal wear resistance of high vanadium corrosion and wear resistant tool steels and for this

This Sheet Has Been Replaced



reason must be limited in the articles of the invention to the minimums necessary for good corrosion resistance.

Molybdenum, like chromium, is very useful for increasing the corrosion resistance, hardenability, and tempering resistance of the articles of the invention. However, excessive amounts reduce hot workability. As is well known, tungsten may be substituted for a portion of the molybdenum in a 2:1 ratio in an amount for example up to about 1%.

Sulfur is useful for improving machinability and grindability through the formation of manganese sulfide. However, it can significantly reduce hot workability and corrosion resistance. In applications where corrosion resistance is paramount, it needs to be kept to a maximum of 0.03% or lower.

When desirable, boron in amounts up to about 0.005% can be added to improve the hot workability of the articles of the invention.

The alloys used to produce the nitrogen atomized, high vanadium, prealloyed powders used in making the articles of the invention may be melted by a variety of methods, but most preferably are melted by air, vacuum, or pressurized induction melting techniques. However, the temperatures used in melting and atomizing the alloys, in particular for those containing more than about 12% vanadium, and the temperatures used in hot isostatically compacting the powders must be closely controlled to obtain the fine carbide or carbonitride sizes necessary to achieve good toughness and grindability while maintaining greater amounts of these carbides or carbonitrides to achieve the desired levels of metal to metal and abrasive wear resistance.

BRIEF DESCRIPTION OF THE DRAWINGS

Figure 1 is an electron photomicrograph showing the size and distribution of the primary carbides in a high vanadium PM tool steel article of the invention containing 13.57% chromium and 8.90% vanadium (Bar 95-6).

This Sheet Has Been Replaced



Figure 2 is an electron photomicrograph showing the size and distribution of the primary carbides in a high vanadium PM tool steel article of the invention containing 13.31% chromium and 14.47% vanadium (Bar 95-23).

Figure 3 is a graph showing the effect of chromium content on the metal to metal (crossed cylinder) wear resistance of PM tool steels containing about 9.0% vanadium.

Figure 4 is a graph showing the effect of vanadium content on the metal to metal (crossed cylinder) wear resistance of PM tool steels containing from about 12 to 14% and from about 16 to 24% chromium.

DETAILED DESCRIPTION OF THE PREFERRED EMBODIMENTS

Table I: Chemical Composition of Experimental Materials

Bar No.	Heat No.	Atomization Temp. °F	C	Mn	P	S	Si	Ni	Cr	V	Mo	N	O	Comments
89-163	515-656	-	1.78	1.04	-	-	0.90	-	12.63	6.33	0.21	0.09	-	0.20%C added
95-21	P69321-2	-	2.16	0.51	0.016	0.017	0.46	0.11	13.25	8.53	1.04	0.079	0.0166	-
95-5	P69230-1	-	2.14	0.50	0.017	0.016	0.47	0.13	13.30	8.55	1.04	0.08	0.0220	-
95-6	L517	2860°F	2.25	0.49	0.017	0.005	0.58	-	13.57	8.90	1.03	0.098	0.0105	-
95-24	L526	2860°F	1.91	0.33	0.019	0.004	0.50	-	13.40	8.94	0.99	0.32	0.0136	-
95-240	L526+C	-	2.01	-	-	-	-	-	-	-	-	-	-	0.10%C added
95-241	L526+C	-	2.10	-	-	-	-	-	-	-	-	-	-	0.20%C added
95-342	L612	-	1.95	.056	-	0.006	0.58	-	13.33	8.86	1.06	0.458	-	-
95-341	L612+C	-	2.10	-	-	-	-	-	-	-	-	-	-	0.15%C added
95-7	L520	2860°F	2.64	0.51	0.017	0.004	0.58	-	13.43	11.96	1.06	0.104	0.0135	-
95-8	L521	2840°F	2.78	0.47	0.014	0.004	0.62	-	13.53	11.96	2.72	0.093	0.0137	-
95-207	L521+C	-	2.94	-	-	-	-	-	-	-	-	-	-	0.20%C added
95-23	L525	2860°F	3.24	0.47	0.020	0.004	0.53	-	13.31	14.47	1.08	0.12	0.0126	-

This Sheet Has Been Replaced



To demonstrate the principles of the invention, a series of alloys were produced by induction melting and then nitrogen atomizing. The chemical compositions, in percent by weight, and the atomizing temperatures for these alloys are given in Table I above. Also several commercial ingot cast or powder metallurgy wear or wear and corrosion resistant alloys were obtained and tested for comparison. The chemical compositions of these commercial alloys are given in Table II.

Table II: Chemical Composition of Materials Tested for Comparison

Material	Bar No.	Heat	C	Mn	P	S	Si	Ni	Cr	V	Mo	W	N	O	Comments
A: POWDER METALLURGY MATERIALS															
CPM 10V	85-34	P67018-1	2.51	0.51	0.021	0.085	0.89	0.06	5.25	9.63	1.25	0.01	0.038	0.014	-
CPM 10V	93-16	P66210-2	2.45	0.50	0.022	0.073	0.89	-	5.31	9.74	1.28	-	0.055	0.017	-
K190	90-136	-	2.28	0.30	0.019	0.018	0.36	0.12	12.50	4.60	1.11	0.17	0.067	-	-
Elmax	90-99	-	1.70	0.30	-	0.011	0.31	0.19	17.90	3.37	1.09	0.08	0.10	-	-
CPM 440V	93-48	P66899-2	2.21	0.39	0.018	0.017	0.42	0.10	16.71	5.26	0.40	-	0.059	-	-
CPM 440V	87-152	P70144-1	2.11	0.41	0.023	0.025	0.43	0.18	16.89	5.34	0.42	-	0.050	-	-
CPM 440V	93-73	P77797-1	2.14	0.40	0.022	0.019	0.38	-	16.98	5.39	0.40	0.045	0.072	-	-
CPM 440VM (6V)	91-16	P77326-2	1.89	0.44	0.026	0.015	0.44	0.60	17.32	6.34	1.09	0.03	0.06	-	-
CPM 440VM (9V)	91-90	L8	2.54	0.44	0.017	0.006	0.23	0.53	17.75	8.60	1.30	-	0.16	-	-
M390	90-100 90-137	-	1.89 1.87	0.26 0.27	- 0.019	0.017 0.020	0.21 0.33	0.16 0.14	19.00 18.86	4.23 4.34	1.02 0.97	0.51 0.49	0.11 0.15	- 0.0260	-
MPL-1	91-12	P63231	3.74	0.48	0.019	0.012	0.48	0.12	24.21	9.02	3.01	-	0.079	0.019	-
B: CONVENTIONAL INGOT CAST MATERIALS															
D-7	75-36	-	2.35	0.34	0.020	0.005	0.32	0.31	12.75	4.43	1.18	0.26	0.037	0.0034	-
440B	-	-	0.89	0.37	0.017	0.017	0.35	0.17	18.5	0.10	0.84	0.02	0.04	0.027	-
440C	-	A18017	1.03	0.47	0.024	0.002	0.44	-	16.84	-	0.53	-	0.04	-	-

The laboratory alloys in Table I were processed by (1) screening the prealloyed powders to -16 mesh size (U.S. standard), (2) loading the screened

This Sheet Has Been Replaced



powder into five-inch diameter by six-inch high mild steel containers, (3) vacuum outgassing the containers at 500°F, (4) sealing the containers, (5) heating the containers to 2065°F for four hours in a high pressure autoclave operating at about 15 ksi, and (6) then slowly cooling them to room temperature. In some instances, small amounts of carbon (graphite) were mixed with the powders before loading them into the containers to systematically increase their carbon content. All the compacts were readily hot forged to bars using a reheating temperature of 2050°F. Test specimens were machined from the bars after they had been annealed using a conventional tool steel annealing cycle, which involves heating at 1650°F for 2 hours, slowly cooling to 1200°F at a rate not to exceed 25°F per hour, and then air cooling to ambient temperature.

Several examinations and tests were conducted to demonstrate the advantages of the PM tool steel articles of the invention and the criticality of their compositions and methods of production. Specifically, tests and examinations were made to evaluate their (1) microstructure, (2) hardness in the heat treated condition, (3) Charpy C-notch impact strength, (4) performance in a crossed-cylinder wear test as a measure of metal to metal wear resistance, (5) performance in a pin abrasion test as a measure of abrasive wear resistance, and (6) corrosion resistance in modified aqua regia and boiling acetic acid tests as a measure of corrosion resistance in corrosive plastics and other aggressive materials.

Microstructure

The characteristics of the primary chromium-rich M_7C_3-type and vanadium-rich MC-type carbides present in the PM articles of the invention are shown in the electron photomicrographs given in Figures 1 and 2. The chromium-rich carbides are gray, while the vanadium-rich carbides are colored black in these photomicrographs. Except for the indicated differences in the amounts of these carbides, it is evident that the carbides in heat treated samples from Bar 95-6,

This Sheet Has Been Replaced



which contains 13.57% chromium and 8.90% vanadium, and Bar 92-23, which contains 13.31% chromium and 14.47% vanadium, are well distributed and similar in size and shape. The maximum sizes of the chromium-rich carbides tend to be larger than those of the vanadium-rich carbides, but in general, the sizes of almost all the carbides do not exceed about 6 microns in their longest dimension. The small sizes of the primary carbides are consistent with the teaching of U.S. Patent No. 5,238,482, which indicates that the sizes of the vanadium-rich MC-type carbides in high vanadium PM cold work tool steels can be controlled by use of higher than normal atomization temperatures and that small carbide sizes are desirable for achieving good toughness and grindability. However, based on the atomization temperatures for the powders from which Bars 95-6 and 95-23 were made (2880 and 2860°F, respectively), it is clear that the composition of these bars, in particular their high chromium content, permits use of atomization temperatures lower than the minimum of 2910°F required for controlling the size of the MC-type carbides in the lower chromium high vanadium tool steel particles disclosed in this patent. The ability to use lower atomization temperatures facilitates the production and lowers the cost of producing the powders from which the articles of the invention are made.

To further characterize the microstructure of the powder metallurgical articles of the invention, the volume fraction of the primary chromium-rich M_7C_3 carbides and the vanadium-rich MC carbides present in heat treated samples of four articles within the scope of the invention (Bars 95-6, 95-7, 95-23, and 95-342) were determined by image analysis and compared to those in a high vanadium, high chromium, powder metallurgy wear and corrosion resistant material of current design (Bar 93-48). The results of the measurements, which are given in Table III, show that the volume fraction of the vanadium-rich MC carbides in the articles of the invention increases with vanadium content and that the volume fraction of the MC carbides generally exceeds at least one third of the total volume of primary carbide present in these articles when they are austenitized at 2050°F and then tempered at

This Sheet Has Been Replaced



500°F. In contrast, the commercial PM material after the same heat treatment contains a much smaller proportion of vanadium-rich MC carbides. Compare, for example, the difference in the carbide contents of Bar 93-48 with those of Bar 95-6, which is within the scope of the invention and which contains about the same total volume of primary carbide.

Table III: Primary Carbide Volume of Experimental and Commercial Materials*

Material	Bar No.	Heat No.	C	Cr	V	Mo	N	Carbide Content-Volume Percent		
								Chromium-Rich M_2C_3	Vanadium-Rich MC	Total Primary Carbide
CPM 420V (9V)	95-6	L517	2.25	13.57	8.90	1.03	0.098	13.5	9.4	22.9
CPM 420V (12V)	95-7	L520	2.84	13.43	11.96	1.02	0.104	15.7	12.6	28.3
CPM 420V (14.5V)	95-23	L525	3.24	13.31	14.47	1.06	0.12	14.6	17.1	31.7
CPM 420VN (9V)	95-342	L612	1.95	13.33	8.86	1.06	0.458	14.9	10.0	24.9
CPM 440V	93-48	P66899-2	2.21	16.71	5.26	0.40	0.059	21.5	2.1	23.6

*Heat treatment - 2050°F/30 min. OQ, 500°F/2+2 hr.

Hardness

Hardness is an important factor affecting the strength, toughness, and wear resistance of martensitic tool steels. In general, a minimum hardness of about 58 HRC is needed with cold work tool steels for them to adequately resist deformation in service. Higher hardnesses are useful for increasing wear resistance, but for corrosion resistant cold work tool steels, the compositions and heat treatments needed to achieve these higher hardnesses often result in a loss of toughness or corrosion resistance. In this regard, Table IV contains data on the

This Sheet Has Been Replaced



carbon and nitrogen levels needed in the PM articles of the invention to achieve a minimum hardness of about 58 HRC when they are austenitized between 2050 and 2150°F, oil quenched, and then tempered in the temperature range (500 to 600°F) producing best corrosion resistance. They indicate that to achieve the desired hardness response, the carbon and nitrogen levels of these articles must be equal to or exceed the minimums indicated by the following relationship:

$$(\%C+6/7\%N)_{minimum} = 0.40 + 0.099\ (\%Cr-11.0) + 0.063(\%Mo) + 0.177(\%V)$$

The importance of this relationship is shown by the hardness data for Bars 95-8 and 95-24, whose combined carbon and nitrogen levels are below the calculated minimums and which as a consequence do not provide the required hardness after the indicated heat treatments. To achieve a hardness of at least 58 HRC with these two materials, it was necessary to increase their carbon contents. With Bar 95-8, which contains 0.093% nitrogen and which has a calculated minimum carbon content of 2.86%, increasing carbon from 2.74% to 2.94%, as with bar 95-207, provided the desired hardness. With Bar 95-24, which contains 0.32% nitrogen and which has a calculated minimum carbon content of 2.01%, increasing carbon from 1.91% to 2.01% as with Bar 95-240, and from 1.91% to 2.10% as with Bar 93-241, produced the desired hardness.

This Sheet Has Been Replaced



Table IV: Heat Treatment Response of Experimental Materials

Material	Bar No.	C	Cr	V	Mo	N	Hardness								Calculated Minimum Carbon Content*
							2050°F/30 Min. OQ				2150°F/10 Min. OQ				
							As Q	500°F 2+2 hr	600°F 2+2hr	750°F 2+2hr	As Q	500°F 2+2hr	600°F 2+2hr	750°F 2+2hr	
CPM 420V (9V)	95-6	2.25	13.57	8.90	1.03	0.098	63	59.5	60	60.5	63	59	59.5	60.5	2.21
CPM 420V (12V)	95-7	2.84	13.43	11.96	1.06	0.104	63.5	60	60.5	61	63.5	60.5	60.5	61	2.74
CPM 420V (12V+Mo)	95-8	2.78	13.53	11.96	2.72	0.093	-	51	53	53	62.5	59	59	59.5	2.86
--	95-207	2.94	-	-	-	-	63.5	60	60	61	63.5	60	60	61	-
CPM 420V (14.5V)	95-23	3.24	13.31	14.47	1.08	0.12	64	60	61.5	62	64	61	61	62	3.16
CPM 420VN	95-24	1.91	13.40	8.94	0.099	0.32	60	56	57	57.5	61.5	57.5	57.5	58.5	2.01
--	95-240	2.01	-	-	-	-	62	58	58	59.5	61.5	58	58	58.5	-
--	95-241	2.10	-	-	-	-	62.5	59	59.5	60	62	58.5	58	59.5	-
CPM 420VN	95-342	1.95	13.33	8.86	1.06	0.458	62	58	58	59	61.5	58	58	59	1.87
--	95.341	2.10	-	-	-	-	63	59	59.5	60	62	58	58	59	-

* $(\%C+6/7\%N)_{minimum} = 0.40 + 0.099\ (\%Cr-11.0) + 0.063\ (\%Mo) + 0.177\ (\%V)$

Impact Toughness

To evaluate the impact toughness of the PM articles of the invention, Charpy C-notch impact tests were conducted at room temperature on heat treated specimens having a notch radius of 0.5 inch. The procedure for the tests was similar to that given in ASTM Standard E23-88. Results obtained for specimens prepared from three different PM articles made within the scope of the invention and for several commercial wear or wear and corrosion resistant alloys are given in

This Sheet Has Been Replaced



Table V. The results show that the impact toughness of the PM articles of the invention generally decreases with increased vanadium content. They also show that the toughness of the PM articles of the invention, depending on vanadium content, is comparable to or better than that of several widely used conventional ingot cast or PM cold work tool steels, which as shown in Table VI, have much poorer metal to metal wear resistance.

Table V: Charpy C-Notch Impact Properties of Experimental and Commercial Tool Steels

Material	Bar No.	Heat No.	Chromium Content	Vanadium Content	Heat Treatment*	Hardness HRC	Charpy C-Notch Impact Strength (ft-lb)
D-2*	-	-	-	-	E	61	17
D-4*	-	-	-	-	F	61	10
D-7*	75-36	-	12.75	4.43	G	61	7
T440C*	-	A18017	16.84	-	G	58	16
CPM 10V	93-16	P66210-2	-	-	C	61	18
K190	90-136	-	12.50	4.60	A	59	22
CPM 420V	95-21	P69231-2	13.25	8.53	A	58	23
CPM 420V	95-7	L520	13.43	11.96	A	59	17
CPM 420V	95-23	L525	13.31	14.47	A	58	11.5
CPM 440V	87-152	P70144-1	16.89	5.34	A	58	16
MPL-1	91-12	P63231	24.21	9.02	A	63	6.5

* Conventional ingot cast material.

** Heat Treatments were as follows:
A: 2050°F/30 min., OQ, 500°F/2+2 hr.
B: 2150°F/10 min., OQ, 500°F/2+2 hr.
C: 2050°F/30 min., OQ, 1025°F/2+2 hr.

This Sheet Has Been Replaced



D: 2150°F/10 min., OQ, 1000°F/2+2+2 hr.
E: 1850°F/1 hr., AC, 400°F/2+2 hr.
F: 1850°F/1 hr., OQ, 500°F/2+2 hr.
G: 1900°F/1 hr., OQ, 400°F/2+2 hr.
H: 2100°F/10 min., OQ, 500°F/2+2 hr.
I: 1975°F/30 min. OQ/500°F/2+2 hr.

Metal to Metal Wear Resistance

The metal to metal wear resistance of the PM articles of the invention and of the materials tested for comparison was measured using an unlubricated crossed-cylinder wear test similar to that described in ASTM Standard G83. In this test, a cylinder of the tool steel to be tested and a cylinder made of cemented tungsten carbide containing 6% cobalt are positioned perpendicular to each other. A 15-pound load is applied to the specimens through a weight on a lever arm. During the test, the tungsten carbide cylinder is rotated at a speed of 667 revolutions per minute. As the test progresses, a wear spot forms on the specimen of the tool steel. At the end of the test, which is conducted for a fixed period of time, the extent of wear is determined by measuring the depth of the wear spot on the specimen and converting it into wear volume by aid of a relationship derived for this purpose. The metal to metal wear resistance, or the reciprocal of the wear rate, is then computed by the following formula:

$$\text{Wear Resistance} = \frac{1}{\text{Wear Rate}} = \frac{L\Delta s}{\Delta v} = \frac{L\pi d\Delta N}{\Delta v}$$

This Sheet Has Been Replaced



where:

v = the wear volume (in^3)
L = the applied load (lb)
s = the sliding distance (in)
d = the diameter of the tungsten carbide cylinder (in); and
N = the number of revolutions made by the tungsten carbide cylinder (ppm).

The results of the metal to metal (crossed cylinder) wear tests are given in Table VI. They show that the metal to metal wear resistance of PM and conventional wear resistant materials is significantly affected by their chromium and vanadium contents. The highly negative effect of chromium on the resistance to metal to metal wear is illustrated in Figure 3 which compares the metal to metal wear resistance of CPM 10V (Bar 85-34), CPM 420V (Bar 95-21), CPM 440VM (Bar 91-90), and MPL-1 (Bar 91-12). These materials contain roughly the same amount of vanadium but contain widely different amounts of chromium. In contrast to previous information indicating that higher carbon and chromium contents necessarily improve wear resistance, the figure shows that increasing the chromium content of PM high vanadium, wear and corrosion-resistant tool steels substantially decreases their metal to metal wear resistance. Thus, to increase metal to metal wear resistance, the chromium content of the corrosion resistant, high vanadium martensitic PM tool steels must be limited to the minimums necessary for good corrosion resistance. For this reason, the chromium contents of the PM articles of the invention are restricted to amounts between 11.5 and 14.5%, and preferably between 12.5 and 14.5%.

This Sheet Has Been Replaced



Figure 4 shows the effect of vanadium content on the metal to metal wear resistance of two groups of PM wear or wear and corrosion resistant alloys included in Table VI. One group contains from about 12 to 14% chromium and the other from about 16 to 24% chromium. For the group of PM materials containing from about 16 to 24% chromium, it is clear that increasing vanadium content from about 3 to 9% has only a small effect on metal to metal wear resistance. On the other hand, for the group of PM materials containing from about 12 to 14% chromium, increasing vanadium content above about 4%, and particularly about 8%, increases metal to metal wear resistance significantly. For a given vanadium level, it is again evident that chromium has a negative effect and that metal to metal wear resistance is higher for the group of alloys with chromium contents in the range of 12 to 14% than for the group with chromium contents in the range of 16 to 24%. For these reasons, the chromium contents of the PM articles of the invention are restricted to a range between 11.5 and 14.5% and the vanadium contents to a broad range between about 8 to about 15% and preferably within a range of about 12 to 15%.

Abrasive Wear Resistance

The abrasive wear resistance of the experimental materials was evaluated using a pin abrasion test. In this test, a small cylindrical specimen (0.25-inch diameter) is pressed against a dry, 150-mesh garnet abrasive cloth under a load of 15 pounds. The cloth is attached to a movable table which causes the specimen to

This Sheet Has Been Replaced



move about 500 inches in a non-overlapping path over fresh abrasive. As the specimen moves over the abrasive, it is rotated around its own axis. The weight loss of the specimens was used as a measure of material performance.

The results of the pin abrasion tests are given in Table VI. For the PM articles of the invention, it is clear that their abrasive wear resistance generally improves with vanadium content, as can be seen by comparing the weight losses for Bar 95-6 which contains 8.90% vanadium (52 to 53.7 grams) with those for Bar 95-7, which contains 11.96% vanadium (44 to 51.5 grams), and Bar 95-23 which contains 14.47% vanadium (39.5 to 47 grams). Further, it is clear that the abrasive wear resistance of the PM articles of the invention is superior to that of several commercial PM corrosion and wear resistant materials, as can be seen by comparing the weight losses for Bar 95-6 (52 to 53.7 grams) with those of Elmax (70 grams), CPM 440VM (64 grams), and M390 (60 grams).

This Sheet Has Been Replaced



Table VI: Wear Resistance of Experimental and Commercial Tool Steels

Material	Bar No.	Heat No.	C	Cr	V	Mo	N	Heat Treatment	Hardness HRC	Crossed Cylinder Wear Resistance (psi X 19^{10})	Pin Abrasion Test Weight Loss (mg)	Cmmnts.
A. Experimental Materials												
CPM 420 (6V)	89-163	515-656	1.78	12.63	6.33	0.21	0.09	A B	58 -	9 -	- -	0.20% C added
CPM 420V (9V)	95-6	L517	2.25	13.57	8.90	1.01	0.098	A B	59.5 59	- 11.6	53.7 52	-
CPM 420V (9V)	95-21	P69231	2.16	13.25	8.53	1.04	0.079	A B	58 58.5	13.5 16.9	57.9 50.5	
CPM 420V (12V)	95-7	L520	2.84	13.43	11.96	1.02	0.104	A B	60 60.5	27.6 33.1	51.5 44	-
CPM 420V (12V-Mo)	95-8	L521	2.78	13.53	11.96	2.72	0.093	A B	51 59	4.2 10.8	65 49	-
-	95-207	L521+C	2.94	-	-	-	-	A B	60 60	- 53.4	43.3 39.1	0.10%C added
CPM 420V (14.5V)	95-23	L525	3.24	13.31	14.47	1.05	0.12	A B	60 60	45.6 59.4	47 39.5	-
CPM 420VN	95-24	L526	1.91	13.40	8.94	0.99	0.32	A B	56 57.5	6.0 19.2	62 50.5	-
-	95-240	L526+C	2.01	-	-	-	-	A B	58 58	41 48.6	56.5 48.7	0.10%C added
-	95-241	L526+C	2.10	-	-	-	-	A B	59 58.5	38.9 -	54.5 48.0	0.20%C added
CPM420VN	95-342	L612	1.95	13.30	8.86	1.06	0.46	A B	58 58	-	60.5 53.9	
-	95-341	L612+C	2.10	-	-	-	-	A B	59.5 58	-	59.2 53.0	0.15%C added
B. PM Materials Tested for Comparison												
CPM 10V	85-34 93-16	P67018 P66210-2	2.51 2.45	5.25 5.31	9.63 9.74	1.25 1.23	0.038 0.055	C D	61 64	60 65	45 32	-
K190	90-136	-	2.28	12.50	4.60	1.11	0.067	A	59	8	46	-
Elmax	90-99	-	1.70	17.90	3.37	1.09	0.01	I	57	2.5	70	-
CPM 440V	87-152	-	2.11	16.89	5.34	0.42	0.05	A	58	4	-	-
CPM 440VM (6V)	91-16	P77326-2	1.89	17.32	6.34	1.09	0.06	A	57	4	64	-
CPM 440VM (9V)	91-90	L8	2.54	17.75	8.80	1.30	0.16	A	58.5	6.5	-	-
M390	90-100	-	1.89	19.00	4.23	1.02	0.11	H	58	5.1	60	-
MPL-1	91-12	P63231	3.74	24.21	9.02	3.01	0.079	A B	63 64	5.5	30.7	-
C. Conventional Ingot-Cast Materials												
D2	75-57	-	-	-	-	-	-	E	60	1.7	48.6	-
D-7	75.36	-	2.35	12.75	4.43	1.18	0.037	G	61	-	30.6	-
T440B	-	-	0.89	18.5	0.10	0.84	0.04	I	54	-	78	-
T440C	-	A18017	1.03	16.84	-	0.53	0.04	G	58	3	-	-

This Sheet Has Been Replaced



** Heat Treatments were as follows:
A: 2050°F/30 min., OQ, 500°F/2+2 hr.
B: 2150°F/10 min., OQ, 500°F/2+2 hr.
C: 2050°F/30 min., OQ, 1025°F/2+2 hr.
D: 2150°F/10 min., OQ, 1000°F/2+2+2 hr.
E: 1850°F/1 hr., AC, 400°F/2+2 hr.
F: 1850°F/1 hr., OQ, 500°F/2+2 hr.
G: 1900°F/1 hr., OQ, 400°F/2+2 hr.
H: 2100°F/10 min., OQ, 500°F/2+2 hr.
I: 1975°F/30 min. OQ/500°F/2+2 hr.

Corrosion Resistance

The corrosion resistance of the PM articles of the invention and of several commercial alloys that were included for comparison was evaluated in two different corrosion tests. In one test, samples were immersed for 3 hours at room temperature in an aqueous solution containing 5% nitric acid and 1% hydrochloric acid by volume. The weight losses of the samples were determined and then corrosion rates calculated using material density and specimen surface area. In the other corrosion test, samples were immersed in boiling aqueous solutions of 10% glacial acetic acid by volume for 24 hours. Each sample was immersed in the test solution. The weight loss of each sample was determined, and by using the material density and surface area, the corrosion rate was calculated and used as a measure of material performance.

This Sheet Has Been Replaced



Table VII: Corrosion Resistance of Experimental and Commercial Tool Steels

Material	Bar No.	Heat No.	C	Cr	V	Mo	N	Heat Treat.	Hardness HRC	Dilute Aqua-Regia 75F-3 hr. (mils/mo)	Boiling 10% Acetic Acid (mils/mo.)	Calculated Carbon		Cmmnts.
												Min.	Max.	
A. Experimental Materials														
CPM 420V	95-6	L517	2.25	13.57	8.90	1.01	0.098	A B	59 59.5	461 536	153 83	2.21	2.41	
CPM 420V	95-7	L520	2.84	13.43	11.96	1.02	0.104	A B	60 60	292 323	114 58	2.74	2.94	
CPM 420V	95-8	L521	2.78	13.53	11.96	2.72	0.093	A B	47.5 54	110 45	41 9	2.86	3.06	Low Carbon
CPM 420V	95-207	L521 +C	2.94					A B	59 61	322 376	59 80			0.10%C added
CPM 420V	95-23	L525	3.24	13.31	14.47	1.05	0.12	A B	60 60	219 218	42 19	3.16	3.36	
CPM 420VN	95-24	L526	1.91	13.40	8.94	1.01	0.32	A B	55 57.5	32 19	0 0	2.01	2.21	Low Carbon
	95-240	L526 +C	2.01					A B	58 59	308 252	27 18	-	-	0.10%C added
	95-241	L526 +C	2.10					A B	58 58.5	483 522	109 48	-	-	0.20%C added
CPM 420VN	95-342	L612	1.95	13.33	8.86	1.06	0.46	A B	58 58	585 446	77 42	1.87	2.07	
CPM 420VN	95-341	L612 +C	2.10					A B	59.5 58	768 798	311 137	-	-	0.15%C added High Carbon
B. Commercial PM Materials Tested for Comparison														
CPM 10V														
K190	90-136		2.28	12.50	4.60	1.11	0.067	A	59	1046	640			
Elmax	90-99		1.70	17.90	3.37	1.09	0.10	I	57.5	692	290			
CPM 440V	93-73	P77797-1	2.14	16.98	5.39	0.40	0.072	A B		1243 916	429 341			
CPM 440V	93-48	P66899-2	2.21	16.71	5.26	0.40	0.059	A B		1122 1165	462 485			
CPM 440VM	91-16	P77326-2	1.89	17.32	6.34	1.09	0.06	A B	56 57	362 242	17 11			
M390	90-137		1.87	18.86	4.34	0.97	0.15	C	59	563	30			
MPL-1	91-12	P63231	3.74	24.21	9.02	3.61	-	B	63	446	95			
C. Conventional Ingot Cast Materials														
D-7			2.35	12.75	4.43	1.18	0.037		61					
T440B			0.89	18.5	0.10	0.84	0.04	I	54	518	22			
T440C		A18017	1.03	16.84		0.53	0.04							

This Sheet Has Been Replaced



** Heat Treatments were as follows:
A: 2050°F/30 min., OQ, 500°F/2+2 hr.
B: 2150°F/10 min., OQ, 500°F/2+2 hr.
C: 2050°F/30 min., OQ, 1025°F/2+2 hr.
D: 2150°F/10 min., OQ, 1000°F/2+2+2 hr.
E: 1850°F/1 hr., AC, 400°F/2+2 hr.
F: 1850°F/1 hr., OQ, 500°F/2+2 hr.
G: 1900°F/1 hr., OQ, 400°F/2+2 hr.
H: 2100°F/10 min., OQ, 500°F/2+2 hr.
I: 1975°F/30 min. OQ/500°F/2+2 hr.

The results of the corrosion tests are given in Table VII. They show that the performance of the PM articles of the invention in the dilute aqua regia test is highly dependent on the balance between carbon and nitrogen and the amounts of chromium, molybdenum, and vanadium that they contain. PM articles represented by Bars 95-24 and 95-8 exhibit excellent corrosion resistance in this test, but as shown earlier in Tables IV and V, their carbon and nitrogen contents are below those needed to achieve a hardness of at least 58 HRC after the indicated heat treatments and to provide the desired degree of metal to metal wear resistance. Increasing carbon or nitrogen content to meet or exceed the minimum amounts needed to achieve a hardness of at least 58 HRC, as with Bars 95-23, 95-7, and 95-240, slightly reduces corrosion resistance in this test, but the levels of corrosion resistance exhibited by these materials are still very high, as long as their carbon and nitrogen contents do not exceed the maximums calculated according to the following relationship:

$$(\%C+6/7\%N)_{maximum} = 0.60 + 0.099(\%Cr-11.0) + 0.063(\%Mo) + 0.177\ (\%V)$$

The highly negative effect of exceeding the calculated limits of carbon and nitrogen can be seen by comparing the corrosion rates of Bar 95-342 (446 to 585 mils/month), whose carbon content of 1.95% does not exceed the calculated

This Sheet Has Been Replaced



maximum value of 2.07%, with the corrosion rates of Bar 95-341 (768 to 798 mils/month) whose carbon content of 2.10% exceeds the calculated maximum value of 2.07%. The excellent performance of PM articles within the scope of the invention in relation to that of two commercial PM wear or wear and corrosion resistant alloys can be seen by comparing the corrosion rates of Bar 95-23 (218 to 219 mils/month) and Bar 95-240 (252 to 308 mils/month) with those of Bar 90-136 (1046 mils/month), which is representative of current high chromium and vanadium PM wear resistant alloys, and of Bar 93-73 (916 to 1243 mils/month), which is representative of current high chromium and vanadium PM wear and corrosion resistant alloys.

Similar to the results obtained in the dilute aqua regia tests, the results obtained in the boiling acetic acid tests also show that the corrosion resistance of the PM articles of the invention is highly dependent on their carbon and nitrogen balance. Again, Bar 95-24, which contains less than the minimum calculated carbon content, exhibits excellent corrosion resistance. However, as indicated previously, the hardness of this material is too low to provide the desired degree of metal to metal wear resistance. The corrosion resistance of PM articles within the scope of the invention is also quite good in boiling acetic acid, provided their carbon and nitrogen do not exceed the maximums calculated according to the relationship discussed above. The highly negative effect of exceeding the calculated limit of carbon can be seen by comparing the corrosion rates in acetic acid for Bar 95-342 (42 to 77 mils/month), whose carbon content of 1.95% does not exceed the calculated maximum value of 2.07%, with those for Bar 95-341 (137 to 311 mils/month) whose carbon content of 2.10% exceeds the calculated maximum value of 2.07%. The excellent performance of the PM articles of the invention in the acetic acid tests in relation to that of two PM wear or wear and corrosion resistant alloys typical of current art can be seen by comparing the corrosion rates of

This Sheet Has Been Replaced



Bars 95-23 (19 to 42 mils/month) and 95-240 (18 to 27 mils/month) with those of Bars 90-136 (640 mils/month) and 93-73 (341 to 429 mils/month).

The beneficial effect of substituting nitrogen for part of the carbon on the corrosion resistance of the PM articles of the invention can be seen by comparing the corrosion rates of Bars 95-240, 95-241, and 95-6 in the acetic acid tests. These bars contain roughly the same amounts of chromium, molybdenum, and vanadium, but have significantly different carbon and nitrogen contents. As can be seen in Table VI, Bar 95-240, which contains 2.01% carbon and 0.32% nitrogen, has the lowest corrosion rates (18-27 mils/month) followed in order by Bar 95-241 (48 to 109 mils/month), which contains 2.10% carbon and 0.32% nitrogen, and by Bar 95-6 (83 to 153 mils/month), which contains 2.25% carbon and 0.098% nitrogen.

In summary, the results of the wear and corrosion tests show that the high vanadium PM articles of the invention exhibit a notably improved combination of metal to metal, abrasive, and corrosive wear resistance that is unmatched by corrosion and wear resistant tool steels of current design. The improved properties of these PM articles are based on the discovery that the metal to metal wear resistance of corrosion resistant, high vanadium PM tool steels is markedly reduced by chromium content and that for best metal to metal wear resistance their chromium contents must be reduced to the minimum levels necessary for good corrosion resistance. Further, to achieve good corrosion resistance at these lower chromium levels, and to obtain the hardness needed for good metal to metal and abrasive wear resistance, it is essential that the carbon and nitrogen contents of the PM articles of the invention be closely balanced with the chromium, molybdenum, and vanadium contents of the articles according to the indicated relationships. Carbon and nitrogen levels below the calculated minimums slightly improve corrosion resistance, but do not provide sufficient hardness and wear resistance. Carbon and nitrogen levels above the calculated maximums increase attainable hardness, but have a highly detrimental effect on corrosion resistance. Further,

This Sheet Has Been Replaced



nitrogen has been found to improve the corrosion resistance of the PM articles of the invention and can be substituted for part of the carbon in these articles when corrosion resistance is of primary importance.

The properties of the PM articles of the invention make them particularly useful in monolithic tooling or in hot isostatically pressed (HIP) or mechanically clad composites used in the production of reinforced plastics, such as in alloy steel clad barrels, barrel liners, screw elements, check rings, and nonreturn valves. Other potential applications include corrosion resistant bearings, knives, and scrapers used in food processing, and corrosion resistant dies and molds.

The term M_7C_3 carbide as used herein refers to chromium-rich carbides characterized by hexagonal crystal structure wherein "M" represents the carbide forming element chromium and smaller amounts of other elements such as vanadium, molybdenum, and iron that may also be in the carbide. The term also includes variations thereof known as carbonitrides wherein some of the carbon is replaced by nitrogen.

The term MC carbide as used herein refers to vanadium-rich carbides characterized by a cubic crystal structure wherein "M" represents the carbide forming element vanadium, and small amounts of other elements such as molybdenum, chromium, and iron that may also be present in the carbide. The term also includes the vanadium-rich M_4C_3 carbide and variations known as carbonitrides wherein some of the carbon is replaced by nitrogen.

All percentages are in weight percent, unless otherwise indicated.

This Sheet Has Been Replaced



This Sheet Has Been Replaced

WHAT IS CLAIMED IS:

1. A fully dense, corrosion resistant, high vanadium, powder metallurgy cold work tool steel article with high metal to metal wear resistance made from nitrogen atomized prealloyed powders, consisting essentially of, in weight percent, 1.47 to 3.77 carbon, 0.2 to 2.0 manganese, up to 0.10 phosphorus, up to 0.10 sulfur, up to 2.0 silicon, 11.5 to 14.5 chromium, up to 3.00 molybdenum, 8.0 to 15.0 vanadium, 0.03 to 0.46 nitrogen, and balance iron and incidental impurities; wherein carbon and nitrogen are balanced according to the formulas:

$(\%C+6/7\%N)_{minimum}=0.40+0.099(\%Cr-11.0)+0.063(\%Mo)+0.177(\%V)$;

$(\%C+6/7\%N)_{maximum}=0.60+0.099(\%Cr-11.0)+0.063(\%Mo)+0.177(\%V)$;

said articles when hardened and tempered to a hardness of at least 58 HRC having a volume fraction of primary M_7C_3 and MC carbides between 16 and 36% in which the volume of MC carbide is at least one third of the total primary carbide volume and where the maximum sizes of the primary carbides do not exceed about six microns in their largest dimension, and wherein, as defined herein, a metal to metal wear resistance of at least 10×10^{10} psi is achieved.

2. A fully dense, corrosion resistant high vanadium, powder metallurgy cold work tool steel article made from nitrogen atomized prealloyed powders, consisting essentially of, in weight percent, 1.83 to 3.77 carbon, 0.2 to 1.0 manganese, up to 0.05 phosphorus, up to 0.03 sulfur, 0.2 to 1.00 silicon, 12.5 to 14.5 chromium, 0.5 to 3.00 molybdenum, 8.0 to 15.0 vanadium, 0.03 to 0.19 nitrogen, and balance iron with incidental impurities, wherein carbon and nitrogen are balanced according to the formulas:

$(\%C+6/7\%N)_{minimum}=0.40+0.099(\%Cr-11.0)+0.063(\%Mo)+0.177(\%V)$;

$(\%C+6/7\%N)_{maximum}=0.60+0.099(\%Cr-11.0)+0.063(\%Mo)+0.177(\%V)$;

* C L M S *

This Sheet Has Been Replaced

said articles when hardened and tempered to a hardness of at least 58 HRC having a volume fraction of primary M_7C_3 and MC carbides between 16 and 36% in which the volume of MC carbide is at least one third of the total carbide volume and where the maximum sizes of the primary carbides do not exceed about six microns in their largest dimension and wherein, as defined herein, a metal to metal wear resistance of at least 10×10^{10} psi is achieved.

3. A fully dense, corrosion resistant high vanadium powder metallurgy cold work tool steel article made from nitrogen atomized prealloyed powders, containing, in weight percent, 1.60 to 3.62 carbon, 0.2 to 1.0 manganese, up to 0.05 phosphorus, up to 0.03 sulfur, 0.2 to 1.00 silicon, 12.5 to 14.5 chromium, 0.5 to 3.00 molybdenum, 8.0 to 15.0 vanadium, 0.20 to 0.46 nitrogen, and balance iron with incidental impurities, wherein carbon and nitrogen are balanced according to the formulas:

$$(\%C+6/7\%N)_{minimum}=0.40+0.099(\%Cr-11.0)+0.063(\%Mo)+0.177(\%V);$$

$$(\%C+6/7\%N)_{maximum}=0.60+0.099(\%Cr-11.0)+0.063(\%Mo)+0.177(\%V);$$

said articles when hardened and tempered to a hardness of at least 58 HRC having a volume fraction of primary M_7C_3 and MC carbides between 16 and 36% in which the volume of MC carbide is at least one third of the total carbide volume and where the maximum sizes of the primary carbides do not exceed about six microns in their largest dimension and wherein, as defined herein, a metal to metal wear resistance of at least 10×10^{10} psi is achieved.

4. The article of claim 2, wherein the vanadium content is within the range of 12.0 to 15.0 weight percent and carbon is within the range of 2.54 to 3.77 weight percent.

* C L M S *

This Sheet Has Been Replaced

5. The article of claim 3, wherein the vanadium content is within the range of 12.0 to 15.0 weight percent and carbon is within the range of 2.31 to 3.62 weight percent.

6. A method for producing a fully dense, corrosion resistant, powder metallurgy cold work tool steel article with high metal to metal wear resistance, said method consisting of nitrogen atomizing a molten tool steel alloy at a temperature between 2800 and 3000°F to produce powder, rapidly cooling the powder to ambient temperature, screening the powder to about -16 mesh (U.S. standard), hot isostatically compacting the powder at a temperature of 2000 to 2100°F at a pressure of 13 to 16 ksi, whereby the resulting articles after hot working, annealing, and hardening to 58 HRC have a volume fraction of primary M_7C_3 and MC carbides between 16 and 36% in which the volume of MC carbides is at least one third of the primary carbide volume and where the maximum sizes of the primary carbides do not exceed about six microns in their largest dimension, and wherein, as defined herein, a metal to metal wear resistance of at least 10×10^{10} psi is achieved.

7. The method of claim 6, wherein said powder metallurgical tool steel article consists essentially of, in weight percent, 1.47 to 3.77 carbon, 0.2 to 2.0 manganese, up to 0.10 phosphorus, up to 0.10 sulfur, up to 2.0 silicon, 11.5 to 14.5 chromium, up to 3.00 molybdenum, 8.0 to 15.0 vanadium, 0.03 to 0.46 nitrogen, and balance iron and incidental impurities, wherein carbon and nitrogen are balanced according to the formulas:

$$(\%C+6/7\%N)_{minimum}=0.40+0.099(\%Cr-11.0)+0.063(\%Mo)+0.177(\%V);$$

$$(\%C+6/7\%N)_{maximum}=0.60+0.099(\%Cr-11.0)+0.063(\%Mo)+0.177(\%V).$$

8. The method of claim 6, wherein said powder metallurgical tool steel article consists essentially of, in weight percent, 1.83 to 3.77 carbon, 0.2 to 1.0

* C L M S *

This Sheet Has Been Replaced

manganese, up to 0.05 phosphorus, up to 0.03 sulfur, 0.2 to 1.00 silicon, 12.5 to 14.5 chromium, 0.5 to 3.00 molybdenum, 8.0 to 15.0 vanadium, 0.03 to 0.19 nitrogen, and balance iron with incidental impurities, wherein carbon and nitrogen are balanced according to the formulas:

$$(\%C+6/7\%N)_{minimum}=0.40+0.099(\%Cr-11.0)+0.063(\%Mo)+0.177(\%V);$$

$$(\%C+6/7\%N)_{maximum}=0.60+0.099(\%Cr-11.0)+0.063(\%Mo)+0.177(\%V).$$

9. The method of claim 6, wherein said powder metallurgical tool steel article consists essentially of, in weight percent, 1.60 to 3.62 carbon, 0.2 to 1.0 manganese, up to 0.05 phosphorus, up to 0.03 sulfur, 0.2 to 1.0 silicon, 12.5 to 14.5 chromium, 0.5 to 3.00 molybdenum, 8.0 to 15.0 vanadium, 0.20 to 0.46 nitrogen, and balance iron with incidental properties, wherein carbon and nitrogen are balanced according to the formulas:

$$(\%C+6/7\%N)_{minimum}=0.40+0.099(\%Cr-11.0)+0.063(\%Mo)+0.177(\%V);$$

$$(\%C+6/7\%N)_{maximum}=0.60+0.099(\%Cr-11.0)+0.063(\%Mo)+0.177(\%V).$$

10. The method of claim 8, wherein the vanadium content of the powder metallurgical article is between 12.0 and 15.0 weight percent and carbon is within the range of 2.54 to 3.77 weight percent.

11. The method of claim 9, wherein the vanadium content of the powder metallurgical article is within the range of 12.0 to 15.0 weight percent and carbon is within the range of 2.31 to 3.62 weight percent.

12. The method of claim 6, wherein said nitrogen atomizing is at a temperature between 2840 and 2880°F and compacting at a temperature of about 2065°F at a pressure of 15 ksi.

* C L M S *

This Sheet Has Been Replaced



CORROSION RESISTANT, HIGH VANADIUM, POWDER METALLURGY TOOLS STEEL ARTICLES WITH IMPROVED METAL TO METAL WEAR RESISTANCE AND A METHOD FOR PRODUCING THE SAME

ABSTRACT OF THE DISCLOSURE

A high vanadium, powder metallurgy cold work tool steel article and method for production. The chromium, vanadium, and carbon plus nitrogen contents of the steel are controlled during production to achieve a desired combination of corrosion resistance and metal to metal wear resistance.

This Sheet Has Been Replaced



Figure 1. Electron photomicrograph showing the size and distribution of the primary carbides in a high vanadium PM tool steel article of the invention containing 13.57% chromium and 8.90% vanadium (Bar 95-6). Chromium-rich carbides (grey) - 13.5 volume %; vanadium-rich carbides (black) - 9.4% volume %; total primary carbide volume - 22.9%. Heat treatment - 2050°F/30 min, OQ, 500°F/ 2+2 hr.

This Sheet Has Been Replaced



Figure 2. Electron photomicrograph showing the size and distribution of the primary carbides in a high vanadium PM tool steel article of the invention containing 13.31% chromium and 14.47% vanadium (Bar 95-23). Chromium-rich carbides (grey) - 14.6 volume %; vanadium-rich carbides (black) - 17.1 volume %; total primary carbide volume - 31.7%. Heat treatment - 2050°F/30 min, OQ, 500°F/2+2 hr.

This Sheet Has Been Replaced

Figure 3. Effect of Chromium content on the crossed cylinder (metal to metal) wear resistance of PM Tool Steels containing from about 8 to 10% Vanadium

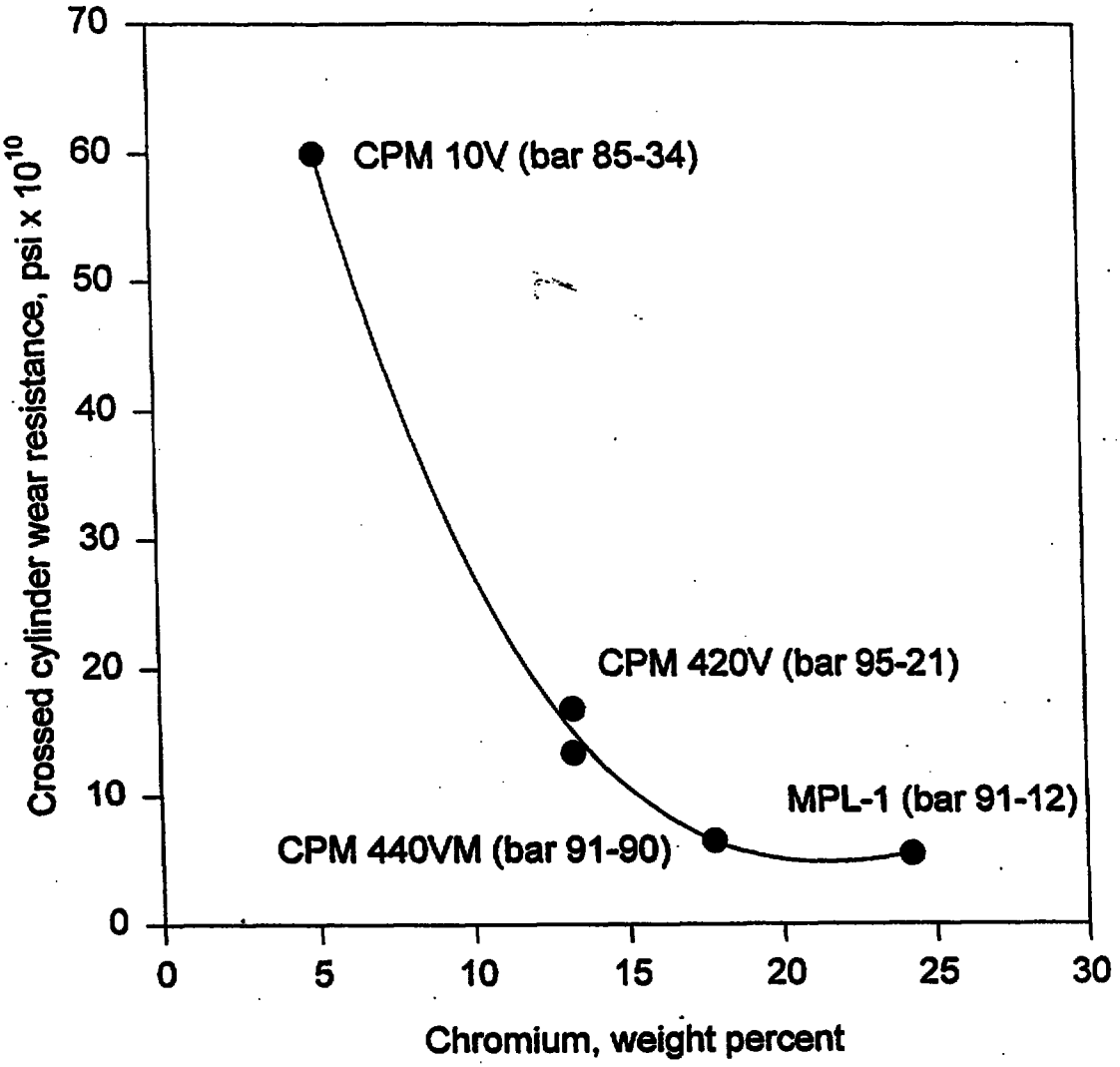

Figure 4. Effect of Vanadium content on the crossed cylinder (metal to metal) wear resistance of Chromium containing PM Tool Steels.

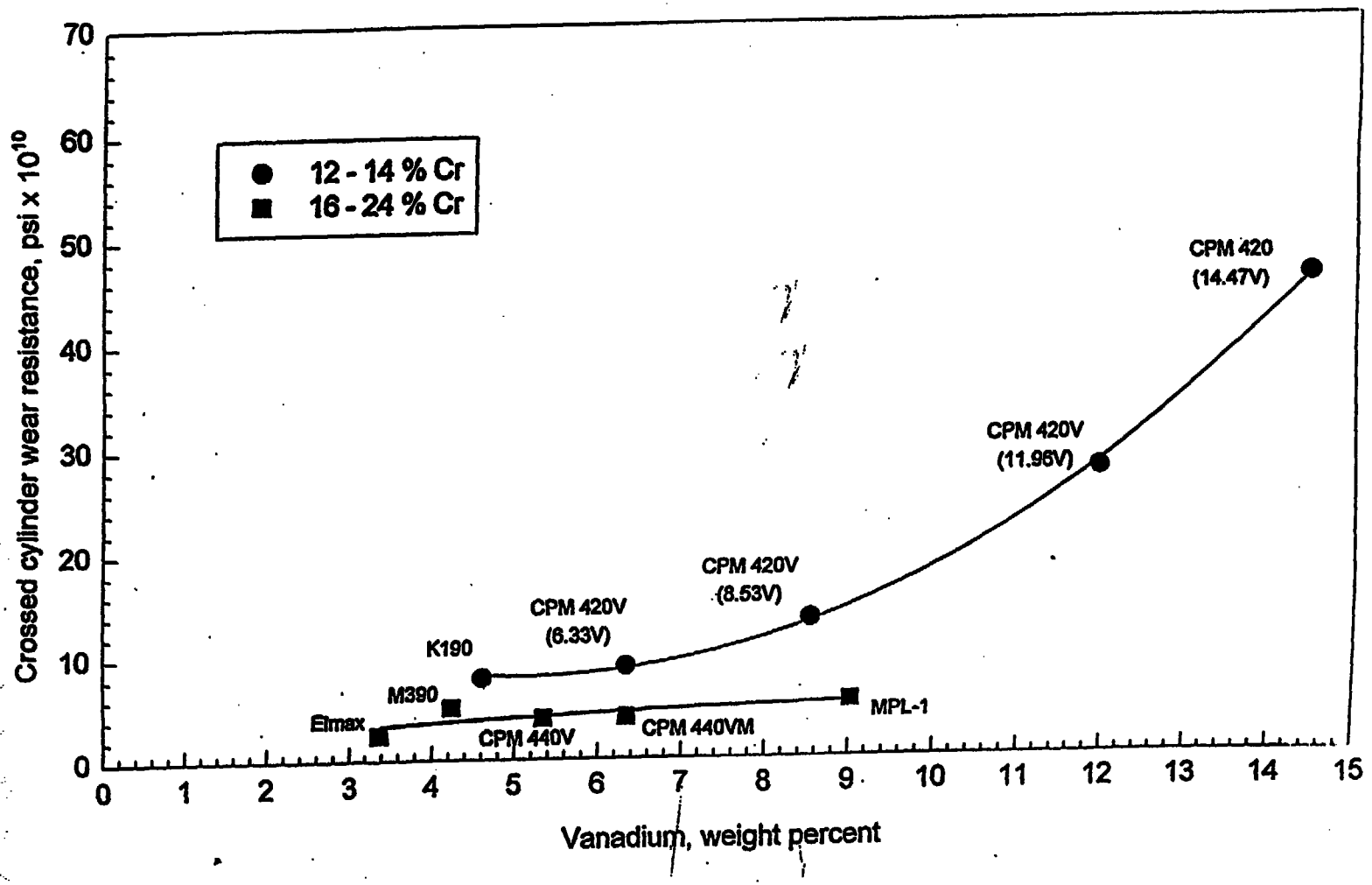

This Sheet Has Been Replaced

9610918-6 IPO

REPLACED SHEETS	SG
☐ Description	: paged ..... to paged .....
☑ Claim(s)	: paged ...29... to paged ...30....
☐ Drawing(s)	: paged ..... to paged .....
☑ Abstract	: paged ..31... to paged ...-.....
DATE OF RECEIPT	.....

REPLACEMENT SHEETS	SG
☑ Description	: paged ..1... to paged ..26..
☑ Claim(s)	: paged ..27.. to paged ..30..
☑ Drawing(s)	: paged ..1/4.. to paged ..4/4
☑ Abstract	: paged ..31.. to paged ..-..
DATE OF RECEIPT	..8/3/97.....

CORROSION RESISTANT, HIGH VANADIUM, POWDER METALLURGY TOOL STEEL ARTICLES WITH IMPROVED METAL TO METAL WEAR RESISTANCE AND A METHOD FOR PRODUCING THE SAME

BACKGROUND OF THE INVENTION

Field of the Invention

The invention relates to highly wear and corrosion resistant, powder metallurgy tool steel articles and to a method for their production by compaction of nitrogen atomized, prealloyed high vanadium powder particles. The articles are characterized by exceptionally high metal to metal wear resistance, which in combination with their good abrasive wear resistance and corrosion resistance, makes them particularly useful in machinery used for processing reinforced plastics and other abrasive or corrosive materials.

Background of the Invention

Basically, there are three types of wear that can occur, often in combination, in the barrels, screws, valves, molds, and other components used in processing reinforced plastics and other aggressive materials. They include metal to metal wear caused in areas where the metal components come into direct contact during operation, abrasive wear caused by continued contact at high pressures of the components with hard particles in the process media, and corrosive wear caused by acids or other corrodents either originally present or released from the process media at elevated temperatures of operation. To perform satisfactorily, the articles used in processing these materials must be highly resistant to these forms of wear. In addition, they must possess sufficient mechanical strength and toughness to withstand the stresses imposed during operation. Further, they must be readily machined, heat treated, and ground to facilitate the manufacture of parts with the required shape and dimensions.

A wide range of materials have been evaluated for the construction of the components employed in the processing of reinforced plastics and other abrasive or corrosive materials. They include chromium plated alloy steels, conventional high chromium martensitic stainless steels such as AISI Types 440B and 440C stainless

This is the replacement sheet

Date: 8 MAR 1997

steels, and a number of high chromium martensitic stainless steels produced by powder metallurgical methods. The compositions of this latter group of materials are broadly similar to those of the conventional high chromium martensitic stainless steels, except that greater than customary amounts of vanadium and carbon are added to improve their wear resistance. The high chromium, high vanadium, powder metallurgy stainless steels, such as CPM 440V disclosed on page 781 in Volume 1 of the 10th Edition of the ASM Metals Handbook and MPL-1 disclosed in recent publications, clearly outperform conventional steels in plastic processing, but none of these materials fully meet all the needs of the newer plastic processing machinery which cannot accommodate large wear related changes in the geometry of the operating parts and where contamination of the process media by wear debris must be minimized. Of all the required properties, the metal to metal wear resistance of the high chromium martensitic stainless steels made either by conventional or powder metallurgy methods is remarkably low.

SUMMARY OF THE INVENTION

It has been discovered in this regard, that the metal to metal wear resistance of the high chromium, high vanadium, powder metallurgical stainless steels is markedly affected by their chromium content and that by lowering their chromium content and closely balancing their overall composition, a significantly improved and unique combination of metal to metal, abrasive, and corrosive wear resistance can be achieved in these materials. In addition, it has been discovered that for some applications the corrosion resistance of these materials can be notably improved by increasing the nitrogen content of the prealloyed powders from which they are made. Further, it has been discovered that to obtain the desired combinations of wear and corrosion resistance along with good strength, toughness, and grindability in the articles of the invention, it is necessary to closely control the atomization and

This is the replacement sheet

Date: 8 MAR 1997

compaction conditions of the prealloyed powders from which these improved articles are produced.

It is accordingly a primary object of the invention to provide corrosion resistant, high vanadium, powder metallurgy tool steel articles with notably improved metal to metal wear resistance. This is achieved by closely controlling chromium content, which generally improves corrosion resistance, but which unexpectedly has been found to have a highly negative effect on metal to metal wear resistance, and by balancing the overall composition of the articles so as to obtain the desired degree of hardness and wear resistance without reducing corrosion resistance.

An additional objective of the invention is to provide corrosion resistant, high vanadium, powder metallurgy tool steel articles with notably improved metal to metal wear resistance in which greater than residual amounts of nitrogen are incorporated to improve corrosion resistance without reducing wear resistance.

A still further objective of the invention is to provide a method for producing the corrosion resistant, high vanadium, tool steel articles of the invention with good strength, toughness, and grindability from nitrogen atomized, prealloyed powder particles. This is largely achieved by closely controlling the size of chromium-rich and vanadium-rich carbides or carbonitrides formed during the atomization and hot isostatic compaction of the nitrogen atomized powders from which the articles of the invention are made.

These and other objects of the invention are achieved with powder metallurgical articles in accordance with the following processing and compositions.

In accordance with the method of the invention, the article thereof is produced by nitrogen gas atomizing a molten tool steel alloy at a temperature of 2800 to 3000°F, preferably 2840 to 2880°F, rapidly cooling the resulting powder to ambient temperature, screening the powder to about -16 mesh (U.S. Standard), hot isostatically compacting the powder at a temperature of 2000 to 2100°F at a pressure of 13 to 16 ksi, preferably 15 ksi, whereby the resulting articles after hot

This is the replacement sheet

Date: - 8 MAR 1997

working, annealing and hardening to 58 HRC, have a volume fraction of primary M_7C_3 and MC carbides of 16 to 36% in which the volume of MC carbides is at least one-third of the primary carbide volume and where the maximum sizes of the primary carbides do not exceed about six microns in their largest dimension and wherein a metal to metal wear resistance of at least 10×10^{10} psi, as defined herein, is achieved.

Element	Broad Range	Preferred Range for Highest Wear Resistance	Most Preferred Range for Highest Wear Resistance	Preferred Range for Highest Corrosion Resistance	Most Preferred Range for Highest Corrosion Resistance
Carbon*	1.47-3.77	1.83-3.77	2.54-3.77	1.60-3.62	2.31-3.62
Manganese	0.2-2.0	0.2-1.0	0.2-1.0	0.2-1.0	0.2-1.0
Phosphorus	0.10 max	0.05 max	0.05 max	0.05 max	0.05 max
Sulfur	0.10 max	0.03 max	0.03 max	0.03 max	0.03 max
Silicon	2.0 max	0.2-1.0	0.2-1.0	0.2-1.0	0.2-1.0
Chromium	11.5-14.5	12.5-14.5	12.5-14.5	12.5-14.5	12.5-14.5
Molybdenum	3.0 max	0.5-3.0	0.5-3.0	0.5-3.0	0.5-3.0
Vanadium	8.0-15.0	8.0-15.0	12.0-15.0	8.0-15.0	12.0-15.0
Nitrogen*	0.03-0.46	0.03-0.19	0.03-0.19	0.20-0.46	0.20-0.46
Iron**	Balance	Balance	Balance	Balance	Balance

* $(\%C + 6/7\%N)_{minimum} = 0.40 + 0.099(\%Cr-11.0) + 0.063(\%Mo) + 0.177(\%V)$;
$(\%C + 6/7\%N)_{maximum} = 0.60 + 0.099(\%Cr-11.0) + 0.063(\%Mo) + 0.177(\%V)$

** Includes incidental elements and impurities characteristic of steel making practice.

It is important in regard to the invention to balance the amount of carbon, nitrogen, and other austenite forming elements in the articles with respect to the ferrite forming elements, such as silicon, chromium, vanadium, and molybdenum, to avoid the formation of ferrite in the microstructure. Ferrite reduces the hot workability of the articles of the invention and lowers their attainable hardness. It is also important to control the amounts of carbon, nitrogen, and other alloying

This is the replacement sheet

Date: 8 MAR 1997

elements in the articles of the invention to avoid forming unduly large amounts of retained austenite during heat treatment as well as to obtain the improved combination of metal to metal, abrasive, and corrosive wear resistance. Specifically, carbon is required within the indicated ranges for controlling ferrite, forming hard wear resistant carbides or carbonitrides with vanadium, chromium, and molybdenum, and for increasing the hardness of the martensite in the matrix. Amounts of carbon greater than the indicated limit reduce corrosion resistance significantly.

The alloying effects of nitrogen in the articles of the invention are somewhat similar to those of carbon. Nitrogen increases the hardness of martensite and can form hard nitrides and carbonitrides with carbon, chromium, molybdenum, and vanadium that can increase wear resistance. However, nitrogen is not as effective for this purpose as carbon in high vanadium steels because the hardnesses of vanadium nitride or carbonitride are significantly less than that of vanadium carbide. In contrast to carbon, nitrogen is useful for improving the corrosion resistance of the articles of the invention when dissolved in the matrix. For this reason, nitrogen in an amount up to about 0.46% can be used to improve the corrosion resistance of the articles of the invention. However, for highest wear resistance, nitrogen is best limited to about 0.19% or to the residual amounts introduced during nitrogen atomization of the powders from which the articles of the invention are made.

To obtain the hardness and carbide or carbonitride volumes needed to achieve the desired combination of wear and corrosion resistance, the carbon and nitrogen in the articles of the invention must be balanced with the chromium, molybdenum, and vanadium contents of the articles according to the following formulas:

$$(\%C+6/7\%N)_{minimum} = 0.40 + 0.099(\%Cr-11.0) + 0.063(\%Mo) + 0.177(\%V);$$

$$(\%C+6/7\%N)_{maximum} = 0.60 + 0.099(\%Cr-11.0) + 0.063(\%Mo) + 0.177(\%V).$$

This is the replacement sheet

Date: - 8 MAR 1997

It is essential in accordance with the invention to control the amounts of chromium, molybdenum, and vanadium within the above indicated ranges to obtain the desired combination of wear and corrosion resistance, along with adequate hardenability, hardness, toughness, machinability, and grindability.

Vanadium is very important for increasing metal to metal and abrasive wear resistance through the formation of MC-type vanadium-rich carbides or carbonitrides in amounts greater than previously obtainable in corrosion and wear resistant powder metallurgy tool steel articles.

Manganese is present to improve hardenability and is useful for controlling the negative effects of sulfur on hot workability through the formation of manganese sulfide. It is also useful for increasing the liquid solubility of nitrogen in the melting and atomization of the high nitrogen powder metallurgy articles of the invention. However, excessive amounts of manganese can lead to the formation of unduly large amounts of retained austenite during heat treatment and increase the difficulty of annealing the articles of the invention to the low hardnesses needed for good machinability.

Silicon is used for deoxidation purposes during the melting of the prealloyed materials from which the nitrogen atomized powders used in the articles of the invention are made. It is also useful for improving the tempering resistance of the articles of the invention. However, excessive amounts of silicon decrease toughness and unduly increase the amount of carbon or nitrogen needed to prevent the formation of ferrite in the microstructure of the powder metallurgical articles of the invention.

Chromium is very important for increasing the corrosion resistance, hardenability, and tempering resistance of the articles of the invention. However, it has been found to have a highly detrimental effect on the metal to metal wear resistance of high vanadium corrosion and wear resistant tool steels and for this

This is the replacement sheet
- 8 MAR 1997
Date:

reason must be limited in the articles of the invention to the minimums necessary for good corrosion resistance.

Molybdenum, like chromium, is very useful for increasing the corrosion resistance, hardenability, and tempering resistance of the articles of the invention. However, excessive amounts reduce hot workability. As is well known, tungsten may be substituted for a portion of the molybdenum in a 2:1 ratio in an amount for example up to about 1%.

Sulfur is useful for improving machinability and grindability through the formation of manganese sulfide. However, it can significantly reduce hot workability and corrosion resistance. In applications where corrosion resistance is paramount, it needs to be kept to a maximum of 0.03% or lower.

When desirable, boron in amounts up to about 0.005% can be added to improve the hot workability of the articles of the invention.

The alloys used to produce the nitrogen atomized, high vanadium, prealloyed powders used in making the articles of the invention may be melted by a variety of methods, but most preferably are melted by air, vacuum, or pressurized induction melting techniques. However, the temperatures used in melting and atomizing the alloys, in particular for those containing more than about 12% vanadium, and the temperatures used in hot isostatically compacting the powders must be closely controlled to obtain the fine carbide or carbonitride sizes necessary to achieve good toughness and grindability while maintaining greater amounts of these carbides or carbonitrides to achieve the desired levels of metal to metal and abrasive wear resistance.

BRIEF DESCRIPTION OF THE DRAWINGS

Figure 1 is an electron photomicrograph showing the size and distribution of the primary carbides in a high vanadium PM tool steel article of the invention containing 13.57% chromium and 8.90% vanadium (Bar 95-6).

This is the replacement sheet

Date: 8 MAR 1991

Figure 2 is an electron photomicrograph showing the size and distribution of the primary carbides in a high vanadium PM tool steel article of the invention containing 13.31% chromium and 14.47% vanadium (Bar 95-23).

Figure 3 is a graph showing the effect of chromium content on the metal to metal (crossed cylinder) wear resistance of PM tool steels containing about 9.0% vanadium.

Figure 4 is a graph showing the effect of vanadium content on the metal to metal (crossed cylinder) wear resistance of PM tool steels containing from about 12 to 14% and from about 16 to 24% chromium.

DETAILED DESCRIPTION OF THE PREFERRED EMBODIMENTS

Table I: Chemical Composition of Experimental Materials

Bar No.	Heat No.	Atomization Temp. °F	C	Mn	P	S	Si	Ni	Cr	V	Mo	N	O	Comments
89-163	515-656	-	1.78	1.04	-	-	0.90	-	12.63	6.33	0.21	0.09	-	0.20%C added
95-21	P69321-2	-	2.16	0.51	0.016	0.017	0.46	0.11	13.25	8.53	1.04	0.079	0.0166	-
95-5	P69230-1	-	2.14	0.50	0.017	0.016	0.47	0.13	13.30	8.55	1.04	0.08	0.0220	-
95-6	L517	2660°F	2.25	0.49	0.017	0.005	0.58	-	13.57	8.90	1.03	0.098	0.0105	-
95-24	L526	2660°F	1.91	0.33	0.019	0.004	0.50	-	13.40	8.94	0.99	0.32	0.0136	-
95-240	L526+C	-	2.01	-	-	-	-	-	-	-	-	-	-	0.10%C added
95-241	L526+C	-	2.10	-	-	-	-	-	-	-	-	-	-	0.20%C added
95-342	L612	-	1.95	.056	-	0.006	0.58	-	13.33	8.66	1.06	0.458	-	-
95-341	L612+C	-	2.10	-	-	-	-	-	-	-	-	-	-	0.15%C added
95-7	L520	2660°F	2.64	0.51	0.017	0.004	0.58	-	13.43	11.96	1.06	0.104	0.0135	-
95-8	L521	2640°F	2.78	0.47	0.014	0.004	0.62	-	13.53	11.96	2.72	0.093	0.0137	-
95-207	L521+C	-	2.94	-	-	-	-	-	-	-	-	-	-	0.20%C added
95-23	L525	2660°F	3.24	0.47	0.020	0.004	0.53	-	13.31	14.47	1.08	0.12	0.0126	-

This is the replacement sheet

Date: - 8 MAR 1997

To demonstrate the principles of the invention, a series of alloys were produced by induction melting and then nitrogen atomizing. The chemical compositions, in percent by weight, and the atomizing temperatures for these alloys are given in Table I above. Also several commercial ingot cast or powder metallurgy wear or wear and corrosion resistant alloys were obtained and tested for comparison. The chemical compositions of these commercial alloys are given in Table II.

Table II: Chemical Composition of Materials Tested for Comparison

Material	Bar No.	Heat	C	Mn	P	S	Si	Ni	Cr	V	Mo	W	N	O	Comments
A: POWDER METALLURGY MATERIALS															
CPM 10V	85-34	P67018-1	2.51	0.51	0.021	0.065	0.69	0.06	5.25	9.63	1.25	0.01	0.038	0.014	-
CPM 10V	93-16	P66210-2	2.45	0.50	0.022	0.073	0.69	-	5.31	9.74	1.28	-	0.055	0.017	-
K190	90-136	-	2.28	0.30	0.019	0.018	0.36	0.12	12.50	4.60	1.11	0.17	0.067	-	-
Elmax	90-99	-	1.70	0.30	-	0.011	0.31	0.19	17.90	3.37	1.09	0.08	0.10	-	-
CPM 440V	93-48	P66899-2	2.21	0.39	0.018	0.017	0.42	0.10	16.71	5.26	0.40	-	0.059	-	-
CPM 440V	87-152	P70144-1	2.11	0.41	0.023	0.025	0.43	0.18	16.89	5.34	0.42	-	0.050	-	-
CPM 440V	93-73	P77797-1	2.14	0.40	0.022	0.019	0.38	-	16.96	5.39	0.40	0.045	0.072	-	-
CPM 440VM (6V)	91-16	P77326-2	1.89	0.44	0.026	0.015	0.44	0.60	17.32	6.34	1.09	0.03	0.06	-	-
CPM 440VM (9V)	91-90	L6	2.54	0.44	0.017	0.006	0.23	0.53	17.75	6.80	1.30	-	0.16	-	-
M390	90-100 90-137	-	1.89 1.87	0.26 0.27	- 0.019	0.017 0.020	0.21 0.33	0.16 0.14	19.00 18.86	4.23 4.34	1.02 0.97	0.51 0.49	0.11 0.15	- 0.0260	-
MPL-1	91-12	P63231	3.74	0.48	0.019	0.012	0.48	0.12	24.21	9.02	3.01	-	0.079	0.019	-
B: CONVENTIONAL INGOT CAST MATERIALS															
D-7	75-36	-	2.35	0.34	0.020	0.005	0.32	0.31	12.75	4.43	1.16	0.26	0.037	0.0034	-
440B	-	-	0.89	0.37	0.017	0.017	0.35	0.17	16.5	0.10	0.84	0.02	0.04	0.027	-
440C	-	A18017	1.03	0.47	0.024	0.002	0.44	-	16.84	-	0.53	-	0.04	-	-

The laboratory alloys in Table I were processed by (1) screening the prealloyed powders to -16 mesh size (U.S. standard), (2) loading the screened

This is the replacement sheet

Date: - 8 MAR 1997

powder into five-inch diameter by six-inch high mild steel containers, (3) vacuum outgassing the containers at 500°F, (4) sealing the containers, (5) heating the containers to 2065°F for four hours in a high pressure autoclave operating at about 15 ksi, and (6) then slowly cooling them to room temperature. In some instances, small amounts of carbon (graphite) were mixed with the powders before loading them into the containers to systematically increase their carbon content. All the compacts were readily hot forged to bars using a reheating temperature of 2050°F. Test specimens were machined from the bars after they had been annealed using a conventional tool steel annealing cycle, which involves heating at 1650°F for 2 hours, slowly cooling to 1200°F at a rate not to exceed 25°F per hour, and then air cooling to ambient temperature.

Several examinations and tests were conducted to demonstrate the advantages of the PM tool steel articles of the invention and the criticality of their compositions and methods of production. Specifically, tests and examinations were made to evaluate their (1) microstructure, (2) hardness in the heat treated condition, (3) Charpy C-notch impact strength, (4) performance in a crossed-cylinder wear test as a measure of metal to metal wear resistance, (5) performance in a pin abrasion test as a measure of abrasive wear resistance, and (6) corrosion resistance in modified aqua regia and boiling acetic acid tests as a measure of corrosion resistance in corrosive plastics and other aggressive materials.

Microstructure

The characteristics of the primary chromium-rich M_7C_3-type and vanadium-rich MC-type carbides present in the PM articles of the invention are shown in the electron photomicrographs given in Figures 1 and 2. The chromium-rich carbides are gray, while the vanadium-rich carbides are colored black in these photomicrographs. Except for the indicated differences in the amounts of these carbides, it is evident that the carbides in heat treated samples from Bar 95-6,

This is the replacement sheet

Date: - 8 MAR 1997

which contains 13.57% chromium and 8.90% vanadium, and Bar 92-23, which contains 13.31% chromium and 14.47% vanadium, are well distributed and similar in size and shape. The maximum sizes of the chromium-rich carbides tend to be larger than those of the vanadium-rich carbides, but in general, the sizes of almost all the carbides do not exceed about 6 microns in their longest dimension. The small sizes of the primary carbides are consistent with the teaching of U.S. Patent No. 5,238,482, which indicates that the sizes of the vanadium-rich MC-type carbides in high vanadium PM cold work tool steels can be controlled by use of higher than normal atomization temperatures and that small carbide sizes are desirable for achieving good toughness and grindability. However, based on the atomization temperatures for the powders from which Bars 95-6 and 95-23 were made (2880 and 2860°F, respectively), it is clear that the composition of these bars, in particular their high chromium content, permits use of atomization temperatures lower than the minimum of 2910°F required for controlling the size of the MC-type carbides in the lower chromium high vanadium tool steel particles disclosed in this patent. The ability to use lower atomization temperatures facilitates the production and lowers the cost of producing the powders from which the articles of the invention are made.

To further characterize the microstructure of the powder metallurgical articles of the invention, the volume fraction of the primary chromium-rich M_7C_3 carbides and the vanadium-rich MC carbides present in heat treated samples of four articles within the scope of the invention (Bars 95-6, 95-7, 95-23, and 95-342) were determined by image analysis and compared to those in a high vanadium, high chromium, powder metallurgy wear and corrosion resistant material of current design (Bar 93-48). The results of the measurements, which are given in Table III, show that the volume fraction of the vanadium-rich MC carbides in the articles of the invention increases with vanadium content and that the volume fraction of the MC carbides generally exceeds at least one third of the total volume of primary carbide present in these articles when they are austenitized at 2050°F and then tempered at

This is the replacement sheet

Date: - 8 MAR 1997

500°F. In contrast, the commercial PM material after the same heat treatment contains a much smaller proportion of vanadium-rich MC carbides. Compare, for example, the difference in the carbide contents of Bar 93-48 with those of Bar 95-6, which is within the scope of the invention and which contains about the same total volume of primary carbide.

Table III: Primary Carbide Volume of Experimental and Commercial Materials*

Material	Bar No.	Heat No.	C	Cr	V	Mo	N	Carbide Content-Volume Percent		
								Chromium-Rich M_7C_3	Vanadium-Rich MC	Total Primary Carbide
CPM 420V (9V)	95-6	L517	2.25	13.57	8.90	1.03	0.098	13.5	9.4	22.9
CPM 420V (12V)	95-7	L520	2.84	13.43	11.96	1.02	0.104	15.7	12.6	28.3
CPM 420V (14.5V)	95-23	L525	3.24	13.31	14.47	1.06	0.12	14.6	17.1	31.7
CPM 420VN (9V)	95-342	L612	1.95	13.33	8.86	1.06	0.458	14.9	10.0	24.9
CPM 440V	93-48	P66899-2	2.21	16.71	5.26	0.40	0.059	21.5	2.1	23.6

*Heat treatment - 2050°F/30 min. OQ, 500°F/2+2 hr.

Hardness

Hardness is an important factor affecting the strength, toughness, and wear resistance of martensitic tool steels. In general, a minimum hardness of about 58 HRC is needed with cold work tool steels for them to adequately resist deformation in service. Higher hardnesses are useful for increasing wear resistance, but for corrosion resistant cold work tool steels, the compositions and heat treatments needed to achieve these higher hardnesses often result in a loss of toughness or corrosion resistance. In this regard, Table IV contains data on the

This is the replacement sheet

Date: - 8 MAR 1997

carbon and nitrogen levels needed in the PM articles of the invention to achieve a minimum hardness of about 58 HRC when they are austenitized between 2050 and 2150°F, oil quenched, and then tempered in the temperature range (500 to 600°F) producing best corrosion resistance. They indicate that to achieve the desired hardness response, the carbon and nitrogen levels of these articles must be equal to or exceed the minimums indicated by the following relationship:

$$(\%C+6/7\%N)_{minimum} = 0.40 + 0.099\ (\%Cr-11.0) + 0.063(\%Mo) + 0.177(\%V)$$

The importance of this relationship is shown by the hardness data for Bars 95-8 and 95-24, whose combined carbon and nitrogen levels are below the calculated minimums and which as a consequence do not provide the required hardness after the indicated heat treatments. To achieve a hardness of at least 58 HRC with these two materials, it was necessary to increase their carbon contents. With Bar 95-8, which contains 0.093% nitrogen and which has a calculated minimum carbon content of 2.86%, increasing carbon from 2.74% to 2.94%, as with bar 95-207, provided the desired hardness. With Bar 95-24, which contains 0.32% nitrogen and which has a calculated minimum carbon content of 2.01%, increasing carbon from 1.91% to 2.01% as with Bar 95-240, and from 1.91% to 2.10% as with Bar 93-241, produced the desired hardness.

This is the replacement sheet

Date: - 8 MAR 1997

Table IV: Heat Treatment Response of Experimental Materials

Material	Bar No.	C	Cr	V	Mo	N	Hardness								Calculated Minimum Carbon Content*
							2050°F/30 Min. OQ				2150°F/10 Min. OQ				
							As Q	500°F 2+2 hr	600°F 2+2hr	750°F 2+2hr	As Q	500°F 2+2hr	600°F 2+2hr	750°F 2+2hr	
CPM 420V (9V)	95-6	2.25	13.57	8.90	1.03	0.098	63	59.5	60	60.5	63	59	59.5	60.5	2.21
CPM 420V (12V)	95-7	2.84	13.43	11.96	1.06	0.104	63.5	60	60.5	61	63.5	60.5	60.5	61	2.74
CPM 420V (12V+Mo)	95-8	2.78	13.53	11.96	2.72	0.093	-	51	53	53	62.5	59	59	59.5	2.86
--	95-207	2.94	-	-	-	-	63.5	60	60	61	63.5	60	60	61	-
CPM 420V (14.5V)	95-23	3.24	13.31	14.47	1.08	0.12	64	60	61.5	62	64	61	61	62	3.16
CPM 420VN	95-24	1.91	13.40	8.94	0.099	0.32	60	56	57	57.5	61.5	57.5	57.5	58.5	2.01
--	95-240	2.01	-	-	-	-	62	58	58	59.5	61.5	58	58	58.5	-
--	95-241	2.10	-	-	-	-	62.5	59	59.5	60	62	58.5	58	59.5	-
CPM 420VN	95-342	1.95	13.33	8.86	1.06	0.458	62	58	58	59	61.5	58	58	59	1.87
--	95.341	2.10	-	-	-	-	63	59	59.5	60	62	58	58	59	-

* $(\%C+6/7\%N)_{minimum} = 0.40 + 0.099\ (\%Cr-11.0) + 0.063\ (\%Mo) + 0.177\ (\%V)$

Impact Toughness

To evaluate the impact toughness of the PM articles of the invention, Charpy C-notch impact tests were conducted at room temperature on heat treated specimens having a notch radius of 0.5 inch. The procedure for the tests was similar to that given in ASTM Standard E23-88. Results obtained for specimens prepared from three different PM articles made within the scope of the invention and for several commercial wear or wear and corrosion resistant alloys are given in

This is the replacement sheet

Date: - 8 MAR 1997

Table V. The results show that the impact toughness of the PM articles of the invention generally decreases with increased vanadium content. They also show that the toughness of the PM articles of the invention, depending on vanadium content, is comparable to or better than that of several widely used conventional ingot cast or PM cold work tool steels, which as shown in Table VI, have much poorer metal to metal wear resistance.

Table V: Charpy C-Notch Impact Properties of Experimental and Commercial Tool Steels

Material	Bar No.	Heat No.	Chromium Content	Vanadium Content	Heat Treatment*	Hardness HRC	Charpy C-Notch Impact Strength (ft-lb)
D-2*	-	-	-	-	E	61	17
D-4*	-	-	-	-	F	61	10
D-7*	75-36	-	12.75	4.43	G	61	7
T440C*	-	A18017	16.84	-	G	58	16
CPM 10V	93-16	P66210-2	-	-	C	61	18
K190	90-136	-	12.50	4.60	A	59	22
CPM 420V	95-21	P69231-2	13.25	8.53	A	58	23
CPM 420V	95-7	L520	13.43	11.96	A	59	17
CPM 420V	95-23	L525	13.31	14.47	A	58	11.5
CPM 440V	87-152	P70144-1	16.89	5.34	A	58	16
MPL-1	91-12	P63231	24.21	9.02	A	63	6.5

* Conventional ingot cast material.

** Heat Treatments were as follows:
A: 2050°F/30 min., OQ, 500°F/2+2 hr.
B: 2150°F/10 min., OQ, 500°F/2+2 hr.
C: 2050°F/30 min., OQ, 1025°F/2+2 hr.

This is the replacement sheet

Date: - 8 MAR 1997

D: 2150°F/10 min., OQ, 1000°F/2+2+2 hr.
E: 1850°F/1 hr., AC, 400°F/2+2 hr.
F: 1850°F/1 hr., OQ, 500°F/2+2 hr.
G: 1900°F/1 hr., OQ, 400°F/2+2 hr.
H: 2100°F/10 min., OQ, 500°F/2+2 hr.
I: 1975°F/30 min. OQ/500°F/2+2 hr.

Metal to Metal Wear Resistance

The metal to metal wear resistance of the PM articles of the invention and of the materials tested for comparison was measured using an unlubricated crossed-cylinder wear test similar to that described in ASTM Standard G83. In this test, a cylinder of the tool steel to be tested and a cylinder made of cemented tungsten carbide containing 6% cobalt are positioned perpendicular to each other. A 15-pound load is applied to the specimens through a weight on a lever arm. During the test, the tungsten carbide cylinder is rotated at a speed of 667 revolutions per minute. As the test progresses, a wear spot forms on the specimen of the tool steel. At the end of the test, which is conducted for a fixed period of time, the extent of wear is determined by measuring the depth of the wear spot on the specimen and converting it into wear volume by aid of a relationship derived for this purpose. The metal to metal wear resistance, or the reciprocal of the wear rate, is then computed by the following formula:

$$\text{Wear Resistance} = \frac{1}{\text{Wear Rate}} = \frac{L\Delta s}{\Delta v} = \frac{L\pi d\Delta N}{\Delta v}$$

This is the replacement sheet

Date: - 8 MAR 1997

where:

v = the wear volume (in^3)
L = the applied load (lb)
s = the sliding distance (in)
d = the diameter of the tungsten carbide cylinder (in); and
N = the number of revolutions made by the tungsten carbide cylinder (ppm).

The results of the metal to metal (crossed cylinder) wear tests are given in Table VI. They show that the metal to metal wear resistance of PM and conventional wear resistant materials is significantly affected by their chromium and vanadium contents. The highly negative effect of chromium on the resistance to metal to metal wear is illustrated in Figure 3 which compares the metal to metal wear resistance of CPM 10V (Bar 85-34), CPM 420V (Bar 95-21), CPM 440VM (Bar 91-90), and MPL-1 (Bar 91-12). These materials contain roughly the same amount of vanadium but contain widely different amounts of chromium. In contrast to previous information indicating that higher carbon and chromium contents necessarily improve wear resistance, the figure shows that increasing the chromium content of PM high vanadium, wear and corrosion-resistant tool steels substantially decreases their metal to metal wear resistance. Thus, to increase metal to metal wear resistance, the chromium content of the corrosion resistant, high vanadium martensitic PM tool steels must be limited to the minimums necessary for good corrosion resistance. For this reason, the chromium contents of the PM articles of the invention are restricted to amounts between 11.5 and 14.5%, and preferably between 12.5 and 14.5%.

This is the replacement sheet

Date: - 8 MAR 1997

Figure 4 shows the effect of vanadium content on the metal to metal wear resistance of two groups of PM wear or wear and corrosion resistant alloys included in Table VI. One group contains from about 12 to 14% chromium and the other from about 16 to 24% chromium. For the group of PM materials containing from about 16 to 24% chromium, it is clear that increasing vanadium content from about 3 to 9% has only a small effect on metal to metal wear resistance. On the other hand, for the group of PM materials containing from about 12 to 14% chromium, increasing vanadium content above about 4%, and particularly about 8%, increases metal to metal wear resistance significantly. For a given vanadium level, it is again evident that chromium has a negative effect and that metal to metal wear resistance is higher for the group of alloys with chromium contents in the range of 12 to 14% than for the group with chromium contents in the range of 16 to 24%. For these reasons, the chromium contents of the PM articles of the invention are restricted to a range between 11.5 and 14.5% and the vanadium contents to a broad range between about 8 to about 15% and preferably within a range of about 12 to 15%.

Abrasive Wear Resistance

The abrasive wear resistance of the experimental materials was evaluated using a pin abrasion test. In this test, a small cylindrical specimen (0.25-inch diameter) is pressed against a dry, 150-mesh garnet abrasive cloth under a load of 15 pounds. The cloth is attached to a movable table which causes the specimen to

This is the replacement sheet

Date: - 8 MAR 1997

move about 500 inches in a non-overlapping path over fresh abrasive. As the specimen moves over the abrasive, it is rotated around its own axis. The weight loss of the specimens was used as a measure of material performance.

The results of the pin abrasion tests are given in Table VI. For the PM articles of the invention, it is clear that their abrasive wear resistance generally improves with vanadium content, as can be seen by comparing the weight losses for Bar 95-6 which contains 8.90% vanadium (52 to 53.7 grams) with those for Bar 95-7, which contains 11.96% vanadium (44 to 51.5 grams), and Bar 95-23 which contains 14.47% vanadium (39.5 to 47 grams). Further, it is clear that the abrasive wear resistance of the PM articles of the invention is superior to that of several commercial PM corrosion and wear resistant materials, as can be seen by comparing the weight losses for Bar 95-6 (52 to 53.7 grams) with those of Elmax (70 grams), CPM 440VM (64 grams), and M390 (60 grams).

This is the replacement sheet

Date: - 8 MAR 1997

Table VI: Wear Resistance of Experimental and Commercial Tool Steels

Material	Bar No.	Heat No.	C	Cr	V	Mo	N	Heat Treatment	Hardness HRC	Crossed Cylinder Wear Resistance (psi X 19^{10})	Pin Abrasion Test Weight Loss (mg)	Cmmnts.
A. Experimental Materials												
CPM 420 (6V)	89-163	515-656	1.78	12.63	6.33	0.21	0.09	A B	58 -	9 -	- -	0.20% C added
CPM 420V (9V)	95-6	L517	2.25	13.57	8.90	1.01	0.098	A B	59.5 59	- 11.6	53.7 52	-
CPM 420V (9V)	95-21	P69231	2.16	13.25	8.53	1.04	0.079	A B	58 58.5	13.5 16.9	57.9 50.5	
CPM 420V (12V)	95-7	L520	2.84	13.43	11.96	1.02	0.104	A B	60 60.5	27.6 33.1	51.5 44	-
CPM 420V (12V-Mo)	95-8	L521	2.78	13.53	11.96	2.72	0.093	A B	51 59	4.2 10.8	65 49	-
-	95-207	L521+C	2.94	-	-	-	-	A B	60 60	- 53.4	43.3 39.1	0.10%C added
CPM 420V (14.5V)	95-23	L525	3.24	13.31	14.47	1.05	0.12	A B	60 60	45.6 59.4	47 39.5	-
CPM 420VN	95-24	L526	1.91	13.40	8.94	0.99	0.32	A B	56 57.5	6.0 19.2	62 50.5	-
-	95-240	L526+C	2.01	-	-	-	-	A B	58 58	41 48.6	56.5 48.7	0.10%C added
-	95-241	L526+C	2.10	-	-	-	-	A B	59 58.5	38.9 -	54.5 48.0	0.20%C added
CPM420VN	95-342	L612	1.95	13.30	8.86	1.06	0.46	A B	58 58	-	60.5 53.9	
-	95-341	L612+C	2.10	-	-	-	-	A B	59.5 58	-	59.2 53.0	0.15%C added
B. PM Materials Tested for Comparison												
CPM 10V	85-34 93-16	P67018 P66210-2	2.51 2.45	5.25 5.31	9.63 9.74	1.25 1.23	0.038 0.055	C D	61 64	60 65	45 32	-
K190	90-136	-	2.28	12.50	4.60	1.11	0.067	A	59	8	46	-
Elmax	90-99	-	1.70	17.90	3.37	1.09	0.01	I	57	2.5	70	-
CPM 440V	87-152	-	2.11	16.89	5.34	0.42	0.05	A	58	4	-	-
CPM 440VM (6V)	91-16	P77326-2	1.89	17.32	6.34	1.09	0.06	A	57	4	64	-
CPM 440VM (9V)	91-90	L8	2.54	17.75	8.80	1.30	0.16	A	58.5	6.5	-	-
M390	90-100	-	1.89	19.00	4.23	1.02	0.11	H	58	5.1	60	-
MPL-1	91-12	P63231	3.74	24.21	9.02	3.01	0.079	A B	63 64	5.5	30.7	-
C. Conventional Ingot-Cast Materials												
D2	75-57	-	-	-	-	-	-	E	60	1.7	48.6	-
D-7	75.36	-	2.35	12.75	4.43	1.18	0.037	G	61	-	30.6	-
T440B	-	-	0.89	18.5	0.10	0.84	0.04	I	54	-	78	-
T440C	-	A18017	1.03	16.84	-	0.53	0.04	G	58	3	-	-

This is the replacement sheet

Date: - 8 MAR 1997

** Heat Treatments were as follows:
A: 2050°F/30 min., OQ, 500°F/2+2 hr.
B: 2150°F/10 min., OQ, 500°F/2+2 hr.
C: 2050°F/30 min., OQ, 1025°F/2+2 hr.
D: 2150°F/10 min., OQ, 1000°F/2+2+2 hr.
E: 1850°F/1 hr., AC, 400°F/2+2 hr.
F: 1850°F/1 hr., OQ, 500°F/2+2 hr.
G: 1900°F/1 hr., OQ, 400°F/2+2 hr.
H: 2100°F/10 min., OQ, 500°F/2+2 hr.
I: 1975°F/30 min. OQ/500°F/2+2 hr.

Corrosion Resistance

The corrosion resistance of the PM articles of the invention and of several commercial alloys that were included for comparison was evaluated in two different corrosion tests. In one test, samples were immersed for 3 hours at room temperature in an aqueous solution containing 5% nitric acid and 1% hydrochloric acid by volume. The weight losses of the samples were determined and then corrosion rates calculated using material density and specimen surface area. In the other corrosion test, samples were immersed in boiling aqueous solutions of 10% glacial acetic acid by volume for 24 hours. Each sample was immersed in the test solution. The weight loss of each sample was determined, and by using the material density and surface area, the corrosion rate was calculated and used as a measure of material performance.

This is the replacement sheet

Date: - 8 MAR 1997

Table VII: Corrosion Resistance of Experimental and Commercial Tool Steels

Material	Bar No.	Heat No.	C	Cr	V	Mo	N	Heat Treat.	Hardness HRC	Dilute Aqua-Regia 75F-3 hr. (mils/mo)	Boiling 10% Acetic Acid (mils/mo.)	Calculated Carbon		Cmmnts.
												Min.	Max.	
A. Experimental Materials														
CPM 420V	95-6	L517	2.25	13.57	8.90	1.01	0.098	A B	59 59.5	461 536	153 83	2.21	2.41	
CPM 420V	95-7	L520	2.84	13.43	11.96	1.02	0.104	A B	60 60	292 323	114 58	2.74	2.94	
CPM 420V	95-8	L521	2.78	13.53	11.96	2.72	0.093	A B	47.5 54	110 45	41 9	2.86	3.06	Low Carbon
CPM 420V	95-207	L521 +C	2.94					A B	59 61	322 376	59 80			0.10%C added
CPM 420V	95-23	L525	3.24	13.31	14.47	1.05	0.12	A B	60 60	219 218	42 19	3.16	3.36	
CPM 420VN	95-24	L526	1.91	13.40	8.94	1.01	0.32	A B	55 57.5	32 19	0 0	2.01	2.21	Low Carbon
	95-240	L526 +C	2.01					A B	58 59	308 252	27 18	-	-	0.10%C added
	95-241	L526 +C	2.10					A B	58 58.5	483 522	109 48	-	-	0.20%C added
CPM 420VN	95-342	L612	1.95	13.33	8.86	1.06	0.46	A B	58 58	585 446	77 42	1.87	2.07	
CPM 420VN	95-341	L612 +C	2.10					A B	59.5 58	768 798	311 137	-	-	0.15%C added High Carbon
B. Commercial PM Materials Tested for Comparison														
CPM 10V														
K190	90-136		2.28	12.50	4.60	1.11	0.067	A	59	1046	640			
Elmax	90-99		1.70	17.90	3.37	1.09	0.10	I	57.5	692	290			
CPM 440V	93-73	P77797-1	2.14	16.98	5.39	0.40	0.072	A B		1243 916	429 341			
CPM 440V	93-48	P66899-2	2.21	16.71	5.26	0.40	0.059	A B		1122 1165	462 485			
CPM 440VM	91-16	P77326-2	1.89	17.32	6.34	1.09	0.06	A B	56 57	362 242	17 11			
M390	90-137		1.87	18.86	4.34	0.97	0.15	C	59	563	30			
MPL-1	91-12	P63231	3.74	24.21	9.02	3.61	-	B	63	446	95			
C. Conventional Ingot Cast Materials														
D-7			2.35	12.75	4.43	1.18	0.037		61					
T440B			0.89	18.5	0.10	0.84	0.04	I	54	518	22			
T440C		A18017	1.03	16.84		0.53	0.04							

This is the replacement sheet

Date: - 8 MAR 1997

** Heat Treatments were as follows:
A: 2050°F/30 min., OQ, 500°F/2+2 hr.
B: 2150°F/10 min., OQ, 500°F/2+2 hr.
C: 2050°F/30 min., OQ, 1025°F/2+2 hr.
D: 2150°F/10 min., OQ, 1000°F/2+2+2 hr.
E: 1850°F/1 hr., AC, 400°F/2+2 hr.
F: 1850°F/1 hr., OQ, 500°F/2+2 hr.
G: 1900°F/1 hr., OQ, 400°F/2+2 hr.
H: 2100°F/10 min., OQ, 500°F/2+2 hr.
I: 1975°F/30 min. OQ/500°F/2+2 hr.

The results of the corrosion tests are given in Table VII. They show that the performance of the PM articles of the invention in the dilute aqua regia test is highly dependent on the balance between carbon and nitrogen and the amounts of chromium, molybdenum, and vanadium that they contain. PM articles represented by Bars 95-24 and 95-8 exhibit excellent corrosion resistance in this test, but as shown earlier in Tables IV and V, their carbon and nitrogen contents are below those needed to achieve a hardness of at least 58 HRC after the indicated heat treatments and to provide the desired degree of metal to metal wear resistance. Increasing carbon or nitrogen content to meet or exceed the minimum amounts needed to achieve a hardness of at least 58 HRC, as with Bars 95-23, 95-7, and 95-240, slightly reduces corrosion resistance in this test, but the levels of corrosion resistance exhibited by these materials are still very high, as long as their carbon and nitrogen contents do not exceed the maximums calculated according to the following relationship:

$$(\%C+6/7\%N)_{maximum} = 0.60 + 0.099(\%Cr-11.0) + 0.063(\%Mo) + 0.177\ (\%V)$$

The highly negative effect of exceeding the calculated limits of carbon and nitrogen can be seen by comparing the corrosion rates of Bar 95-342 (446 to 585 mils/month), whose carbon content of 1.95% does not exceed the calculated

This is the replacement sheet

Date: - 8 MAR 1997

maximum value of 2.07%, with the corrosion rates of Bar 95-341 (768 to 798 mils/month) whose carbon content of 2.10% exceeds the calculated maximum value of 2.07%. The excellent performance of PM articles within the scope of the invention in relation to that of two commercial PM wear or wear and corrosion resistant alloys can be seen by comparing the corrosion rates of Bar 95-23 (218 to 219 mils/month) and Bar 95-240 (252 to 308 mils/month) with those of Bar 90-136 (1046 mils/month), which is representative of current high chromium and vanadium PM wear resistant alloys, and of Bar 93-73 (916 to 1243 mils/month), which is representative of current high chromium and vanadium PM wear and corrosion resistant alloys.

Similar to the results obtained in the dilute aqua regia tests, the results obtained in the boiling acetic acid tests also show that the corrosion resistance of the PM articles of the invention is highly dependent on their carbon and nitrogen balance. Again, Bar 95-24, which contains less than the minimum calculated carbon content, exhibits excellent corrosion resistance. However, as indicated previously, the hardness of this material is too low to provide the desired degree of metal to metal wear resistance. The corrosion resistance of PM articles within the scope of the invention is also quite good in boiling acetic acid, provided their carbon and nitrogen do not exceed the maximums calculated according to the relationship discussed above. The highly negative effect of exceeding the calculated limit of carbon can be seen by comparing the corrosion rates in acetic acid for Bar 95-342 (42 to 77 mils/month), whose carbon content of 1.95% does not exceed the calculated maximum value of 2.07%, with those for Bar 95-341 (137 to 311 mils/month) whose carbon content of 2.10% exceeds the calculated maximum value of 2.07%. The excellent performance of the PM articles of the invention in the acetic acid tests in relation to that of two PM wear or wear and corrosion resistant alloys typical of current art can be seen by comparing the corrosion rates of

This is the replacement sheet

Date: - 8 MAR 1997

Bars 95-23 (19 to 42 mils/month) and 95-240 (18 to 27 mils/month) with those of Bars 90-136 (640 mils/month) and 93-73 (341 to 429 mils/month).

The beneficial effect of substituting nitrogen for part of the carbon on the corrosion resistance of the PM articles of the invention can be seen by comparing the corrosion rates of Bars 95-240, 95-241, and 95-6 in the acetic acid tests. These bars contain roughly the same amounts of chromium, molybdenum, and vanadium, but have significantly different carbon and nitrogen contents. As can be seen in Table VI, Bar 95-240, which contains 2.01% carbon and 0.32% nitrogen, has the lowest corrosion rates (18-27 mils/month) followed in order by Bar 95-241 (48 to 109 mils/month), which contains 2.10% carbon and 0.32% nitrogen, and by Bar 95-6 (83 to 153 mils/month), which contains 2.25% carbon and 0.098% nitrogen.

In summary, the results of the wear and corrosion tests show that the high vanadium PM articles of the invention exhibit a notably improved combination of metal to metal, abrasive, and corrosive wear resistance that is unmatched by corrosion and wear resistant tool steels of current design. The improved properties of these PM articles are based on the discovery that the metal to metal wear resistance of corrosion resistant, high vanadium PM tool steels is markedly reduced by chromium content and that for best metal to metal wear resistance their chromium contents must be reduced to the minimum levels necessary for good corrosion resistance. Further, to achieve good corrosion resistance at these lower chromium levels, and to obtain the hardness needed for good metal to metal and abrasive wear resistance, it is essential that the carbon and nitrogen contents of the PM articles of the invention be closely balanced with the chromium, molybdenum, and vanadium contents of the articles according to the indicated relationships. Carbon and nitrogen levels below the calculated minimums slightly improve corrosion resistance, but do not provide sufficient hardness and wear resistance. Carbon and nitrogen levels above the calculated maximums increase attainable hardness, but have a highly detrimental effect on corrosion resistance. Further,

This is the replacement sheet

Date: - 8 MAR 1997

nitrogen has been found to improve the corrosion resistance of the PM articles of the invention and can be substituted for part of the carbon in these articles when corrosion resistance is of primary importance.

The properties of the PM articles of the invention make them particularly useful in monolithic tooling or in hot isostatically pressed (HIP) or mechanically clad composites used in the production of reinforced plastics, such as in alloy steel clad barrels, barrel liners, screw elements, check rings, and nonreturn valves. Other potential applications include corrosion resistant bearings, knives, and scrapers used in food processing, and corrosion resistant dies and molds.

The term M_7C_3 carbide as used herein refers to chromium-rich carbides characterized by hexagonal crystal structure wherein "M" represents the carbide forming element chromium and smaller amounts of other elements such as vanadium, molybdenum, and iron that may also be in the carbide. The term also includes variations thereof known as carbonitrides wherein some of the carbon is replaced by nitrogen.

The term MC carbide as used herein refers to vanadium-rich carbides characterized by a cubic crystal structure wherein "M" represents the carbide forming element vanadium, and small amounts of other elements such as molybdenum, chromium, and iron that may also be present in the carbide. The term also includes the vanadium-rich M_4C_3 carbide and variations known as carbonitrides wherein some of the carbon is replaced by nitrogen.

All percentages are in weight percent, unless otherwise indicated.

This is the replacement sheet

Date: - 8 MAR 1997

WHAT IS CLAIMED IS:

1. A fully dense, corrosion resistant, high vanadium, powder metallurgy cold work tool steel article with high metal to metal wear resistance made from nitrogen atomized prealloyed powders, consisting essentially of, in weight percent, 1.47 to 3.77 carbon, 0.2 to 2.0 manganese, up to 0.10 phosphorus, up to 0.10 sulfur, up to 2.0 silicon, 11.5 to 14.5 chromium, up to 3.00 molybdenum, 8.0 to 15.0 vanadium, 0.03 to 0.46 nitrogen, and balance iron and incidental impurities; wherein carbon and nitrogen are balanced according to the formulas:

$(\%C+6/7\%N)_{minimum}=0.40+0.099(\%Cr-11.0)+0.063(\%Mo)+0.177(\%V)$;

$(\%C+6/7\%N)_{maximum}=0.60+0.099(\%Cr-11.0)+0.063(\%Mo)+0.177(\%V)$;

said articles when hardened and tempered to a hardness of at least 58 HRC having a volume fraction of primary M_7C_3 and MC carbides between 16 and 36% in which the volume of MC carbide is at least one third of the total primary carbide volume and where the maximum sizes of the primary carbides do not exceed about six microns in their largest dimension, and wherein, as defined herein, a metal to metal wear resistance of at least 10×10^{10} psi is achieved.

2. A fully dense, corrosion resistant high vanadium, powder metallurgy cold work tool steel article made from nitrogen atomized prealloyed powders, consisting essentially of, in weight percent, 1.83 to 3.77 carbon, 0.2 to 1.0 manganese, up to 0.05 phosphorus, up to 0.03 sulfur, 0.2 to 1.00 silicon, 12.5 to 14.5 chromium, 0.5 to 3.00 molybdenum, 8.0 to 15.0 vanadium, 0.03 to 0.19 nitrogen, and balance iron with incidental impurities, wherein carbon and nitrogen are balanced according to the formulas:

$(\%C+6/7\%N)_{minimum}=0.40+0.099(\%Cr-11.0)+0.063(\%Mo)+0.177(\%V)$;

$(\%C+6/7\%N)_{maximum}=0.60+0.099(\%Cr-11.0)+0.063(\%Mo)+0.177(\%V)$;

* C L M S *

This is the replacement sheet

Date: - 8 MAR 1997

said articles when hardened and tempered to a hardness of at least 58 HRC having a volume fraction of primary M_7C_3 and MC carbides between 16 and 36% in which the volume of MC carbide is at least one third of the total carbide volume and where the maximum sizes of the primary carbides do not exceed about six microns in their largest dimension and wherein, as defined herein, a metal to metal wear resistance of at least 10×10^{10} psi is achieved.

3. A fully dense, corrosion resistant high vanadium powder metallurgy cold work tool steel article made from nitrogen atomized prealloyed powders, containing, in weight percent, 1.60 to 3.62 carbon, 0.2 to 1.0 manganese, up to 0.05 phosphorus, up to 0.03 sulfur, 0.2 to 1.00 silicon, 12.5 to 14.5 chromium, 0.5 to 3.00 molybdenum, 8.0 to 15.0 vanadium, 0.20 to 0.46 nitrogen, and balance iron with incidental impurities, wherein carbon and nitrogen are balanced according to the formulas:

$$(\%C+6/7\%N)_{minimum}=0.40+0.099(\%Cr-11.0)+0.063(\%Mo)+0.177(\%V);$$

$$(\%C+6/7\%N)_{maximum}=0.60+0.099(\%Cr-11.0)+0.063(\%Mo)+0.177(\%V);$$

said articles when hardened and tempered to a hardness of at least 58 HRC having a volume fraction of primary M_7C_3 and MC carbides between 16 and 36% in which the volume of MC carbide is at least one third of the total carbide volume and where the maximum sizes of the primary carbides do not exceed about six microns in their largest dimension and wherein, as defined herein, a metal to metal wear resistance of at least 10×10^{10} psi is achieved.

4. The article of claim 2, wherein the vanadium content is within the range of 12.0 to 15.0 weight percent and carbon is within the range of 2.54 to 3.77 weight percent.

* C L M S *

This is the replacement sheet

Date: - 8 MAR 1997

This Sheet Has Been Replaced

5. The article of claim 3, wherein the vanadium content is within the range of 12.0 to 15.0 weight percent and carbon is within the range of 2.31 to 3.62 weight percent.

6. A method for producing a fully dense, corrosion resistant, powder metallurgy cold work tool steel article with high metal to metal wear resistance, said method consisting of nitrogen atomizing a molten tool steel alloy at a temperature between 2800 and 3000°F to produce powder, rapidly cooling the powder to ambient temperature, screening the powder to about -16 mesh (U.S. standard), hot isostatically compacting the powder at a temperature of 2000 to 2100°F at a pressure of 13 to 16 ksi, whereby the resulting articles after hot working, annealing, and hardening to 58 HRC have a volume fraction of primary M_7C_3 and MC carbides between 16 and 36% in which the volume of MC carbides is at least one third of the primary carbide volume and where the maximum sizes of the primary carbides do not exceed about six microns in their largest dimension, and wherein, as defined herein, a metal to metal wear resistance of at least 10×10^{10} psi is achieved.

7. The method of claim 6, wherein said powder metallurgical tool steel article consists essentially of, in weight percent, 1.47 to 3.77 carbon, 0.2 to 2.0 manganese, up to 0.10 phosphorus, up to 0.10 sulfur, up to 2.0 silicon, 11.5 to 14.5 chromium, up to 3.00 molybdenum, 8.0 to 15.0 vanadium, 0.03 to 0.46 nitrogen, and balance iron and incidental impurities, wherein carbon and nitrogen are balanced according to the formulas:

$$(\%C+6/7\%N)_{minimum}=0.40+0.099(\%Cr-11.0)+0.063(\%Mo)+0.177(\%V);$$

$$(\%C+6/7\%N)_{maximum}=0.60+0.099(\%Cr-11.0)+0.063(\%Mo)+0.177(\%V).$$

8. The method of claim 6, wherein said powder metallurgical tool steel article consists essentially of, in weight percent, 1.83 to 3.77 carbon, 0.2 to 1.0

* C L M S *

This is the replacement sheet

Date: - 8 MAR 1997

This Sheet Has Been Replaced

manganese, up to 0.05 phosphorus, up to 0.03 sulfur, 0.2 to 1.00 silicon, 12.5 to 14.5 chromium, 0.5 to 3.00 molybdenum, 8.0 to 15.0 vanadium, 0.03 to 0.19 nitrogen, and balance iron with incidental impurities, wherein carbon and nitrogen are balanced according to the formulas:

$$(\%C+6/7\%N)_{minimum}=0.40+0.099(\%Cr-11.0)+0.063(\%Mo)+0.177(\%V);$$

$$(\%C+6/7\%N)_{maximum}=0.60+0.099(\%Cr-11.0)+0.063(\%Mo)+0.177(\%V).$$

9. The method of claim 6, wherein said powder metallurgical tool steel article consists essentially of, in weight percent, 1.60 to 3.62 carbon, 0.2 to 1.0 manganese, up to 0.05 phosphorus, up to 0.03 sulfur, 0.2 to 1.0 silicon, 12.5 to 14.5 chromium, 0.5 to 3.00 molybdenum, 8.0 to 15.0 vanadium, 0.20 to 0.46 nitrogen, and balance iron with incidental properties, wherein carbon and nitrogen are balanced according to the formulas:

$$(\%C+6/7\%N)_{minimum}=0.40+0.099(\%Cr-11.0)+0.063(\%Mo)+0.177(\%V);$$

$$(\%C+6/7\%N)_{maximum}=0.60+0.099(\%Cr-11.0)+0.063(\%Mo)+0.177(\%V).$$

10. The method of claim 8, wherein the vanadium content of the powder metallurgical article is between 12.0 and 15.0 weight percent and carbon is within the range of 2.54 to 3.77 weight percent.

11. The method of claim 9, wherein the vanadium content of the powder metallurgical article is within the range of 12.0 to 15.0 weight percent and carbon is within the range of 2.31 to 3.62 weight percent.

12. The method of claim 6, wherein said nitrogen atomizing is at a temperature between 2840 and 2880°F and compacting at a temperature of about 2065°F at a pressure of 15 ksi.

CLMS

This is the replacement sheet

Date: - 8 MAR 1997

CORROSION RESISTANT, HIGH VANADIUM, POWDER METALLURGY TOOLS STEEL ARTICLES WITH IMPROVED METAL TO METAL WEAR RESISTANCE AND A METHOD FOR PRODUCING THE SAME

ABSTRACT OF THE DISCLOSURE

A high vanadium, powder metallurgy cold work tool steel article and method for production. The chromium, vanadium, and carbon plus nitrogen contents of the steel are controlled during production to achieve a desired combination of corrosion resistance and metal to metal wear resistance.

This Sheet Has Been Replaced



This is the replacement sheet

Date: - 8 MAR 1997



Figure 1. Electron photomicrograph showing the size and distribution of the primary carbides in a high vanadium PM tool steel article of the invention containing 13.57% chromium and 8.90% vanadium (Bar 95-6). Chromium-rich carbides (grey) - 13.5 volume %; vanadium-rich carbides (black) - 9.4% volume %; total primary carbide volume - 22.9%. Heat treatment - 2050°F/30 min, OQ, 500°F/ 2+2 hr.

This is the replacement shee

Date:
- 8 MAR 1997



Figure 2. Electron photomicrograph showing the size and distribution of the primary carbides in a high vanadium PM tool steel article of the invention containing 13.31% chromium and 14.47% vanadium (Bar 95-23). Chromium-rich carbides (grey) - 14.6 volume %; vanadium-rich carbides (black) - 17.1 volume %; total primary carbide volume - 31.7%. Heat treatment - 2050°F/30 min, OQ, 500°F/2+2 hr.

This is the replacement sheet

Date: - 8 MAR 1997

Figure 3. Effect of Chromium content on the crossed cylinder (metal to metal) wear resistance of PM Tool Steels containing from about 8 to 10% Vanadium

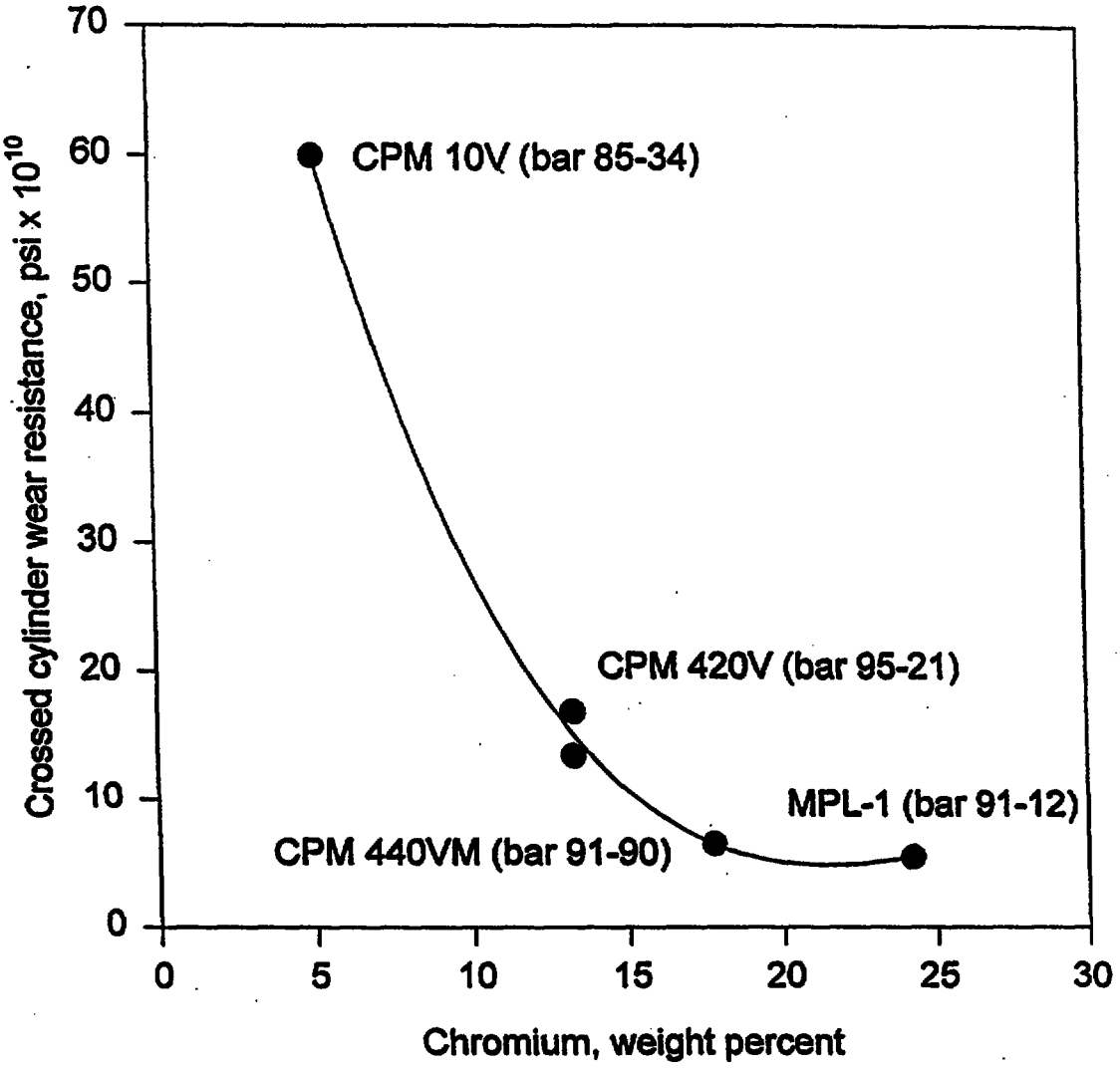

This is the replacement sheet

Date: - 8 MAR 1997

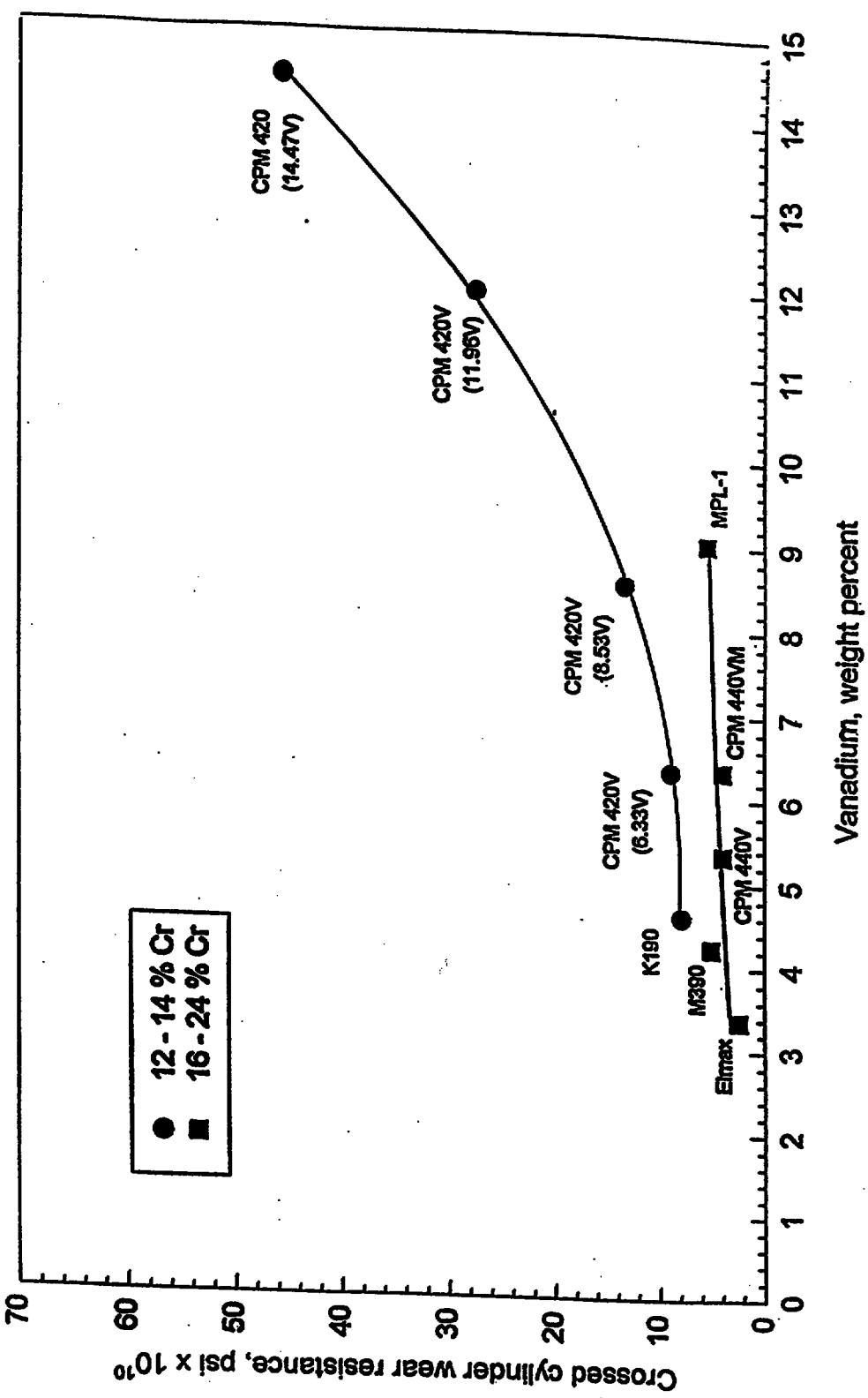

Figure 4. Effect of Vanadium content on the crossed cylinder (metal to metal) wear resistance of Chromium containing PM Tool Steels.

This is the replacement sheet

Date: - 8 MAR 1997

9610918-2 EP05

CORROSION RESISTANT, HIGH VANADIUM, POWDER METALLURGY TOOL STEEL ARTICLES WITH IMPROVED METAL TO METAL WEAR RESISTANCE AND A METHOD FOR PRODUCING THE SAME

ABSTRACT OF THE DISCLOSURE

A high vanadium, powder metallurgy cold work tool steel article and method for production. The chromium, vanadium, and carbon plus nitrogen contents of the steel are controlled during production to achieve a desired combination of corrosion resistance and metal to metal wear resistance.

(NO SUITABLE FIGURE)

REPLACEMENT SHEET
31 MAY 1997

5. The article of claims 3, wherein the vanadium content is within the range of 12.0 to 15.0 weight percent and carbon is within the range of 2.31 to 3.62 weight percent.

6. A method for producing a fully, corrosion resistant, powder metallurgy cold work tool steel article with high metal to metal wear resistance, said method consisting of nitrogen atomizing a molten tool steel alloy consisting essentially of, in weight percent, 1.47 to 3.77 carbon, 0.2 to 2.0 manganese, up to 0.10 phosphorus, up to 0.10 sulfur, up to 2.0 silicon, 11.5 to 14.5 chromium, up to 3.00 molybdenum, 8.0 to 15.0 vanadium, 0.03 to 0.46 nitrogen, and balance iron and incidental impurities, wherein carbon and nitrogen are balanced according to the formulas:

$$(\%C+6/7\%N)_{minimum}=0.40+0.099(\%Cr-11.0)+0.063(\%Mo)+0.177(\%V);$$
$$(\%C+6/7\%N)_{maximum}=0.60+0.099(\%Cr-11.0)+0.063(\%Mo)+0.177(\%V).$$

at a temperature between 2800 and 3000°F to produce powder, rapidly cooling the powder to ambient temperature, screening the powder to about -16 mesh (U.S. standard), hot isostatically compacting the powder at a temperature of 2000 to 2100°F at a pressure of 13 to 16 ksi, [whereby the resulting articles after] hot working , annealing, and hardening the resulting article to at least 58 HRC [have] said resulting article having a volume fraction of primary M_7C_3 and MC carbides between 16 and 36% in which the volume of MC carbides is at least one third of the primary carbide volume and where the maximum sizes of the primary carbides do not exceed about six microns in their largest dimension, and wherein, as defined herein, a metal to metal wear resistance of at least 10×10^{10} psi is achieved

7. The method of claims 6, wherein said powder metallurgical tool steel article consists essentially of, in weight percent, 1.83 to 3.77 carbon , 0.2 to 1.0

This is the replacement sheet

Date: 21 OCT 1998

REPLACEMENT SHEETS SG
☐ Description : paged ..... to paged .....
☑ Claim(s) : paged 21 to paged 30.
☐ Drawing(s) : paged ..... to paged .....
☐ Abstract : paged ..... to paged .....

DATE OF RECEIPT 21/10/98

manganese, up to 0.05 phosphorus, up to 0.03 sulfur, 0.2 to 1.00 silicon, 12.5 to 14.5 chromium, 0.5 to 3.00 molybdenum, 8.0 to 15.0 vanadium, 0.03 to 0.19 nitrogen, and balance iron with incidental impurities, wherein carbon and nitrogen are balanced according to the formulas:

$$(\%C+6/7\%N)_{minimum}=0.40+0.099(\%Cr-11.0)+0.063(\%Mo)+0.177(\%V);$$

$$(\%C+6/7\%N)_{maximum}=0.60+0.099(\%Cr-11.0)+0.063(\%Mo)+0.177(\%V).$$

8. The method of claim 6, wherein said powder metallurgical tool steel article consists essentially of, in weight percent, 1.60 to 3.62 carbon, 0.2 to 1.0 manganese, up to 0.05 phosphorus, up to 0.03 sulfur, 0.2 to 1.0 silicon, 12.5 to 14.5 chromium, 0.5 to 3.00 molybdenum, 8.0 to 15.0 vanadium, 0.20 to 0.46 nitrogen, and balance iron with incidental properties, wherein carbon and nitrogen are balanced according to the formulas:

$$(\%C+6/7\%N)_{minimum}=0.40+0.099(\%Cr-11.0)+0.063(\%Mo)+0.177(\%V);$$

$$(\%C+6/7\%N)_{maximum}=0.60+0.099(\%Cr-11.0)+0.063(\%Mo)+0.177(\%V).$$

9. The method of claim 7, wherein the vanadium content of the powder metallurgical article is between 12.0 and 15.0 weight percent and carbon is within the range of 2.54 to 3.77 weight percent.

10. The method of claim 8, wherein the vanadium content of the powder metallurgical article is within the range of 12.0 to 15.0 weight percent and carbon is within the range of 2.31 to 3.62 weight percent.

11. The method of claim 6, wherein said nitrogen atomizing is at a temperature between 2840 and 2880°F and compacting at a temperature of about 2065°F at a pressure of 15 ksi.

This is the replacement sheet

Date: 21 OCT 1998

CLMS