Search Support Account LOGOUT

Problem(IT) Procedure(IT)

diabetes

Description	IMO®	ICD-9-CM	ICD-10-CM	SNOMED CT®	
Diabetes	41884	250.00	E11.9	73211009	Copy
Diabetes 1.5, managed as type 1	1056042	250.00	E13.9	426875007	Copy
Diabetes 1.5, managed as type 2	1056045	250.00	E13.9	426875007	Copy
Diabetes education, encounter for	26738865	V65.49	Z71.89	73211009	Copy
Diabetes in pregnancy	602272	648.00	O24.919	199223000	Copy
Diabetes in preg-unspec	95388	648.00	O24.919	199223000	Copy
Diabetes in undelivered pregnancy	2977499	648.03	O24.919	199227004	Copy
Diabetes insipidus	41886	253.5	E23.2	15771004	Copy
Diabetes insipidus secondary to vasopressin deficiency	323312	253.5	E23.2	45369008	Copy
Diabetes insipidus, nephrogenic	66156	588.1	N25.1	111395007	Copy
Diabetes insipidus, neurohypophyseal	41888	253.5	E23.2	45369008	Copy
Diabetes mellitus	29688	250.00	E11.9	73211009	Copy
Diabetes mellitus affecting pregnancy	52857579	648.00	O24.919	76751001	Copy
Diabetes mellitus affecting pregnancy in first trimester	52857410	648.03	O24.911	76751001	Copy
Diabetes mellitus affecting pregnancy in second trimester	52857349	648.03	O24.912	76751001	Copy

Figure 1

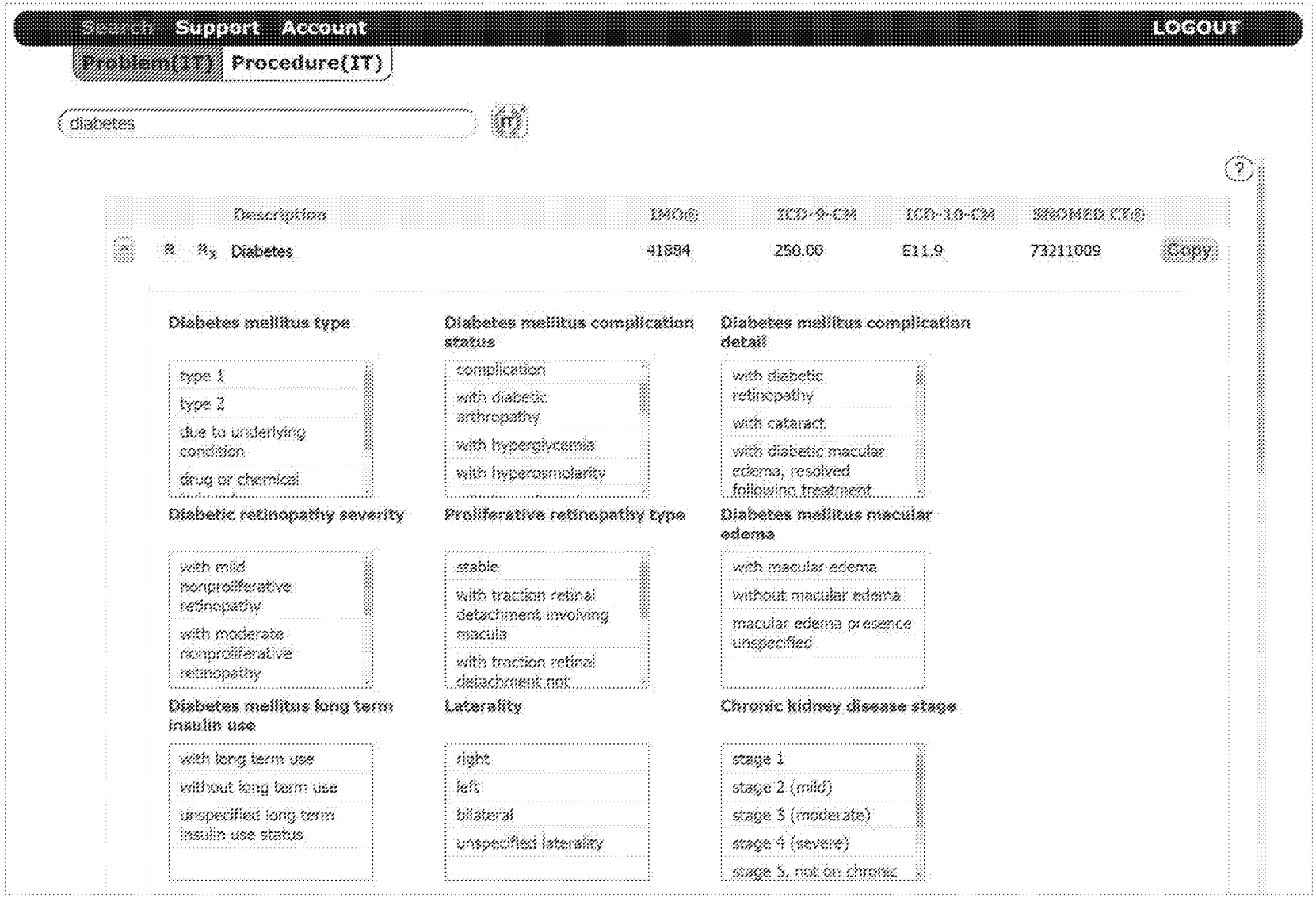
Search
Support
Account
LOGOUT
Problem(IT)
Procedure(IT)
diabetes
Description
IMO®
ICD-9-CM
ICD-10-CM
SNOMED CT®
Diabetes
41884
250.00
E11.9
73211009
Copy
Diabetes mellitus type
type 1
type 2
due to underlying condition
drug or chemical
Diabetes mellitus complication status
complication
with diabetic arthropathy
with hyperglycemia
with hyperosmolarity
Diabetes mellitus complication detail
with diabetic retinopathy
with cataract
with diabetic macular edema, resolved following treatment
Diabetic retinopathy severity
with mild nonproliferative retinopathy
with moderate nonproliferative retinopathy
Proliferative retinopathy type
stable
with traction retinal detachment involving macula
with traction retinal detachment not
Diabetes mellitus macular edema
with macular edema
without macular edema
macular edema presence unspecified
Diabetes mellitus long term insulin use
with long term use
without long term use
unspecified long term insulin use status
Laterality
right
left
bilateral
unspecified laterality
Chronic kidney disease stage
stage 1
stage 2 (mild)
stage 3 (moderate)
stage 4 (severe)
stage 5, not on chronic

Figure 2

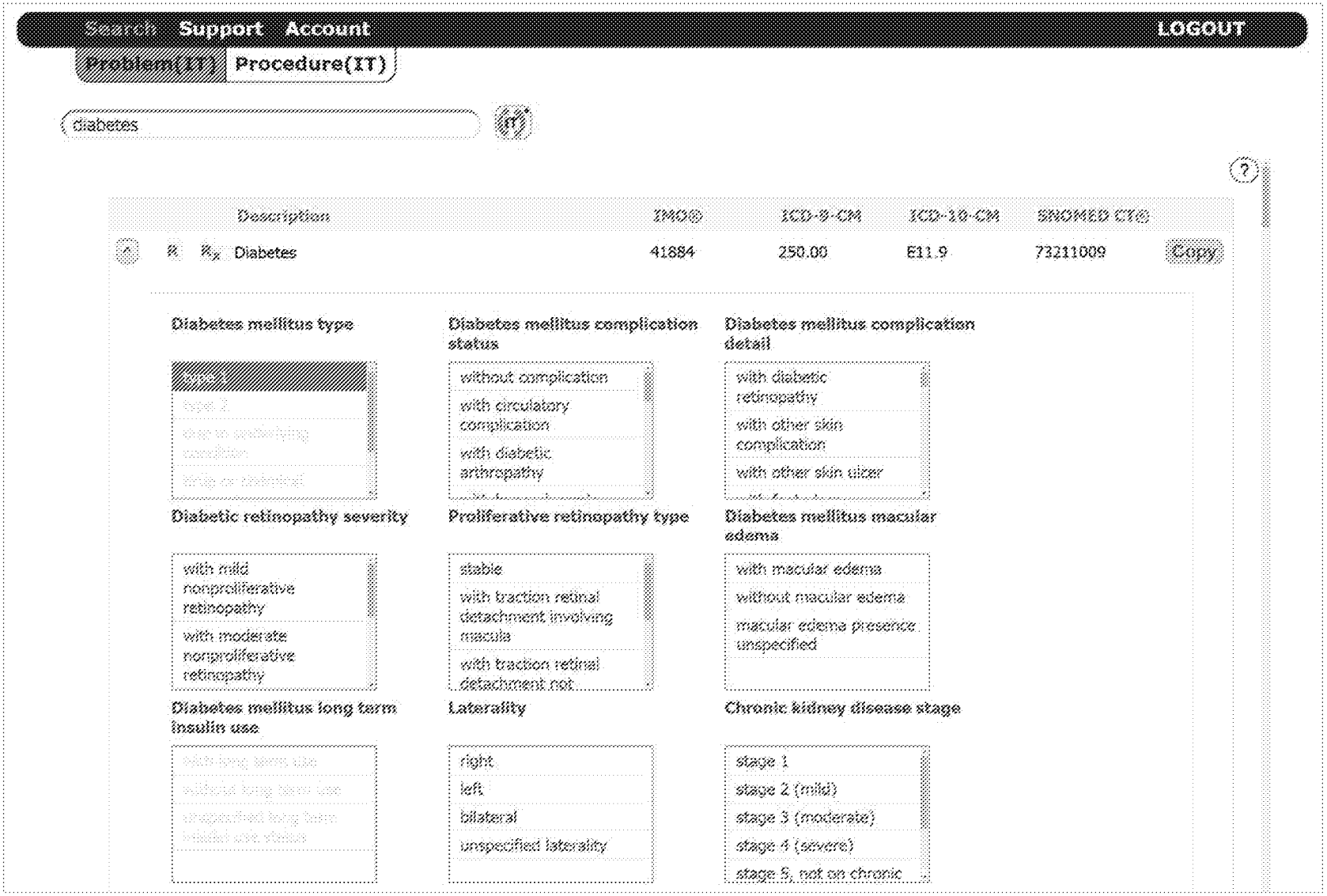
Search
Support
Account
LOGOUT
Problem(IT)
Procedure(IT)
diabetes
Description
IMO®
ICD-9-CM
ICD-10-CM
SNOMED CT®
Diabetes
41884
250.00
E11.9
73211009
Copy
Diabetes mellitus type
Type 1
Type 2
due to underlying condition
drug or chemical
Diabetes mellitus complication status
without complication
with circulatory complication
with diabetic arthropathy
Diabetes mellitus complication detail
with diabetic retinopathy
with other skin complication
with other skin ulcer
Diabetic retinopathy severity
with mild nonproliferative retinopathy
with moderate nonproliferative retinopathy
Proliferative retinopathy type
stable
with traction retinal detachment involving macula
with traction retinal detachment not
Diabetes mellitus macular edema
with macular edema
without macular edema
macular edema presence unspecified
Diabetes mellitus long term insulin use
with long term use
without long term use
unspecified long term insulin use status
Laterality
right
left
bilateral
unspecified laterality
Chronic kidney disease stage
stage 1
stage 2 (mild)
stage 3 (moderate)
stage 4 (severe)
stage 5, not on chronic

Figure 3

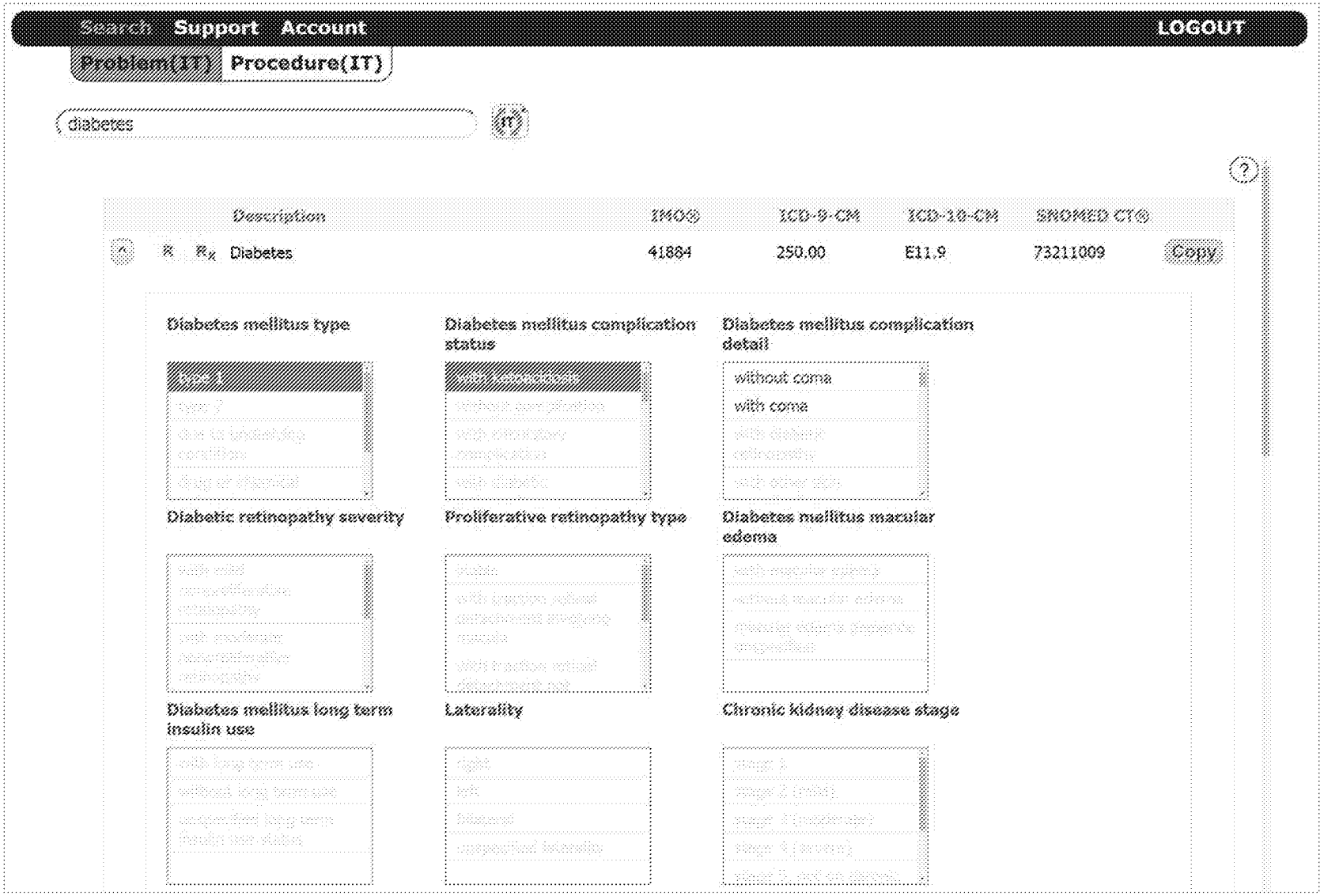
Search
Support
Account
LOGOUT
Problem(IT)
Procedure(IT)
diabetes
Description
IMO®
ICD-9-CM
ICD-10-CM
SNOMED CT®
Diabetes
41884
250.00
E11.9
73211009
Copy
Diabetes mellitus type
Diabetes mellitus complication status
Diabetes mellitus complication detail
without coma
with coma
Diabetic retinopathy severity
Proliferative retinopathy type
Diabetes mellitus macular edema
Diabetes mellitus long term insulin use
Laterality
Chronic kidney disease stage

Figure 4

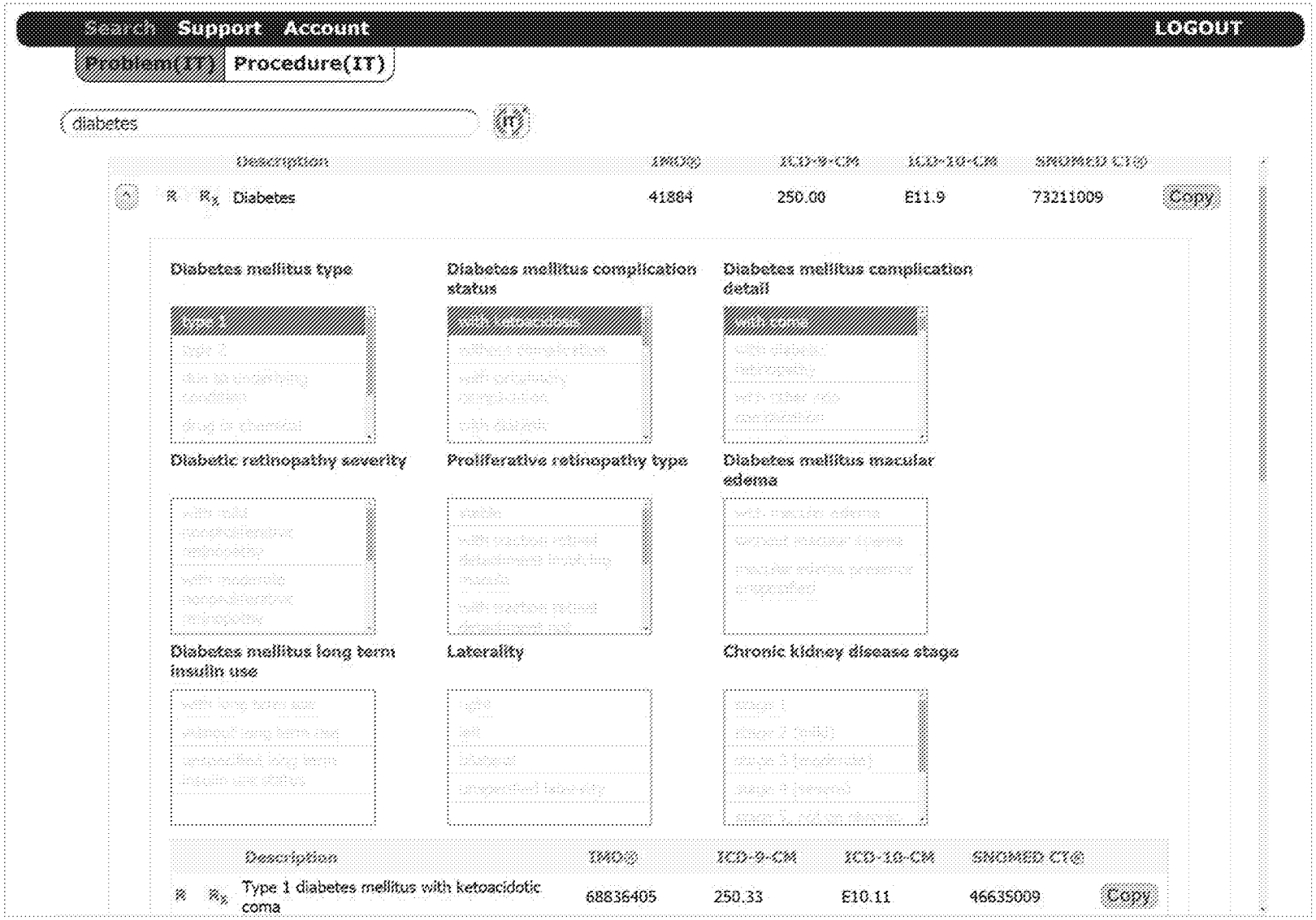
Search
Support
Account
LOGOUT
Problem(IT)
Procedure(IT)
diabetes
IT
Description
TMO®
ICD-9-CM
ICD-10-CM
SNOMED CT®
Diabetes
41884
250.00
E11.9
73211009
Copy
Diabetes mellitus type
Diabetes mellitus complication status
Diabetes mellitus complication detail
Diabetic retinopathy severity
Proliferative retinopathy type
Diabetes mellitus macular edema
Diabetes mellitus long term insulin use
Laterality
Chronic kidney disease stage
Description
TMO®
ICD-9-CM
ICD-10-CM
SNOMED CT®
Type 1 diabetes mellitus with ketoacidotic coma
68836405
250.33
E10.11
46635009
Copy

Figure 5

Search Support Account LOGOUT

Problem(IT) Procedure(IT)

uncontrolled type 1 diabetes

	Description	IMO®	ICD-9-CM	ICD-10-CM	SNOMED CT®	
	Uncontrolled type 1 diabetes circulatory disorder erectile dysfunction	1731558	250.73	E10.59	46635009	Copy
>	Uncontrolled type 1 diabetes mellitus	48671191	250.03	E10.65	46635009	Copy
	Uncontrolled type 1 diabetes mellitus with arthropathy, without long-term current use of insulin	64856273	250.63	E10.618	46635009	Copy
	Uncontrolled type 1 diabetes mellitus with background retinopathy	48672315	250.53	E10.3219	46635009	Copy
	Uncontrolled type 1 diabetes mellitus with background retinopathy and macular edema	35355665	250.53	E10.311	46635009	Copy
	Uncontrolled type 1 diabetes mellitus with blindness	1699116	250.52	E10.39	46635009	Copy
	Uncontrolled type 1 diabetes mellitus with blindness and cataract	71622777	250.53	E10.36	444073006	Copy
	Uncontrolled type 1 diabetes mellitus with blindness and mild nonproliferative retinopathy	71622018	250.53	E10.3299	46635009	Copy
	Uncontrolled type 1 diabetes mellitus with blindness and mild nonproliferative retinopathy without macular edema	71623192	250.53	E10.3299	46635009	Copy
	Uncontrolled type 1 diabetes mellitus with blindness and moderate nonproliferative retinopathy	71622205	250.53	E10.3399	46635009	Copy
	Uncontrolled type 1 diabetes mellitus with blindness and moderate nonproliferative retinopathy without macular edema	71622778	250.53	E10.3399	46635009	Copy
	Uncontrolled type 1 diabetes mellitus with blindness and proliferative retinopathy	71622976	250.53	E10.3599	46635009	Copy

Figure 6

uncontrolled type 1 diabetes | Search | 20

Some related terms that support post-coordination are:

- Diabetic retinopathy
- Diabetic retinopathy associated with type 1 diabetes mellitus
- Mild nonproliferative diabetic retinopathy
- Moderate nonproliferative diabetic retinopathy
- Proliferative diabetic retinopathy
- Severe nonproliferative diabetic retinopathy
- Type 1 diabetes mellitus

- Uncontrolled type 1 diabetes circulatory disorder erectile dysfunction (E10.59) *(specify)*
- Uncontrolled type 1 diabetes mellitus (E10.65)
- Uncontrolled type 1 diabetes mellitus with background retinopathy (E10.319) *(specify)*
- Uncontrolled type 1 diabetes mellitus with background retinopathy with macular edema (E10.311) *(specify)*
- Uncontrolled type 1 diabetes mellitus with blindness (E10.39) *(specify)*
- Uncontrolled type 1 diabetes mellitus with blindness, with cataract (E10.36) *(specify)*
- Uncontrolled type 1 diabetes mellitus with blindness, with macular edema, with mild nonproliferative retinopathy (E10.321) *(specify)*
- Uncontrolled type 1 diabetes mellitus with blindness, with macular edema, with moderate nonproliferative retinopathy (E10.331) *(specify)*
- Uncontrolled type 1 diabetes mellitus with blindness, with macular edema, with proliferative retinopathy (E10.351) *(specify)*
- Uncontrolled type 1 diabetes mellitus with blindness, with macular edema, with retinopathy (E10.311) *(specify)*
- Uncontrolled type 1 diabetes mellitus with blindness, with macular edema, with severe nonproliferative retinopathy (E10.341) *(specify)*
- Uncontrolled type 1 diabetes mellitus with blindness, with mild nonproliferative retinopathy (E10.329) *(specify)*
- Uncontrolled type 1 diabetes mellitus with blindness, with moderate nonproliferative retinopathy (E10.339) *(specify)*

Figure 7

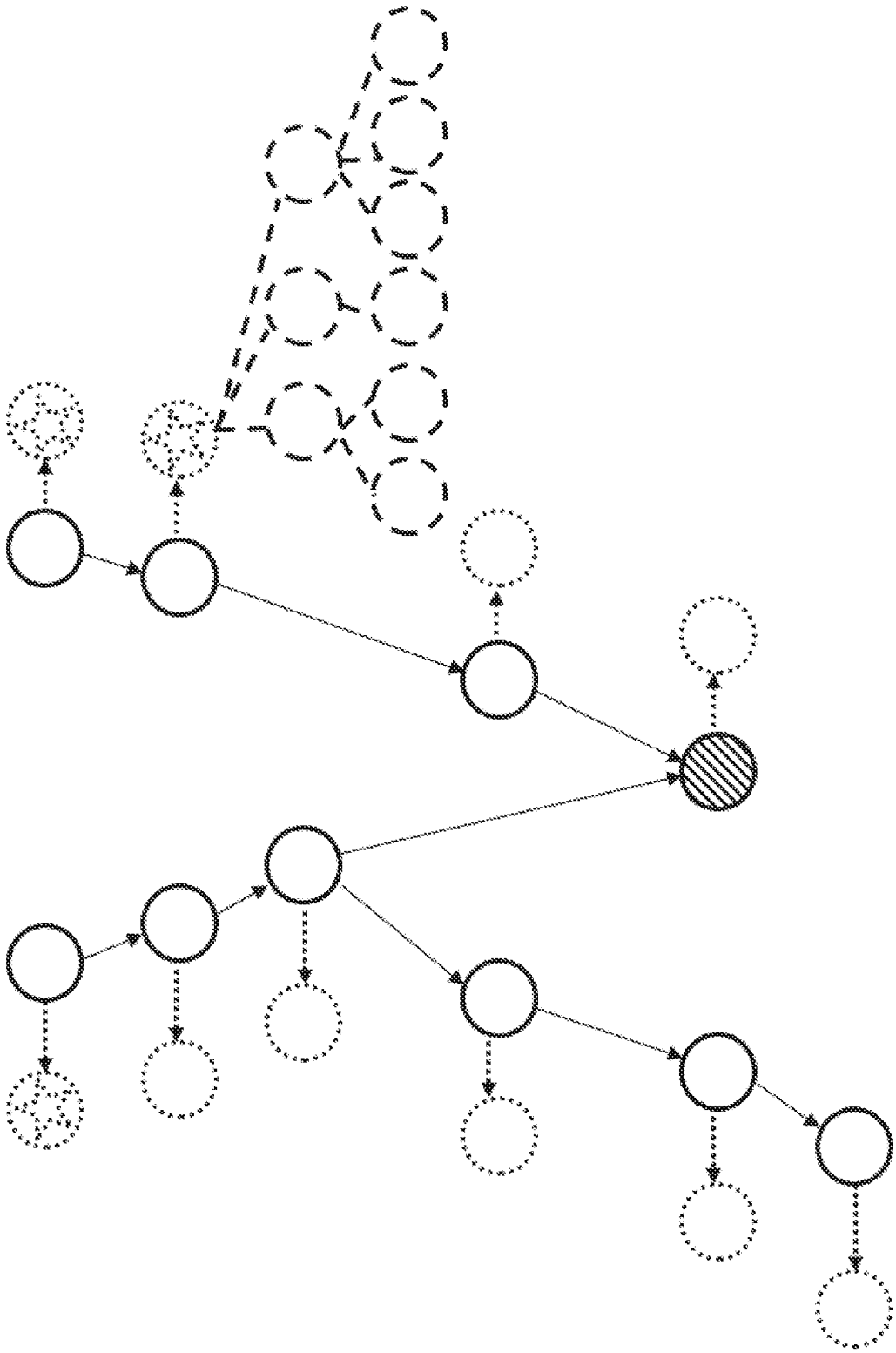

Figure 8

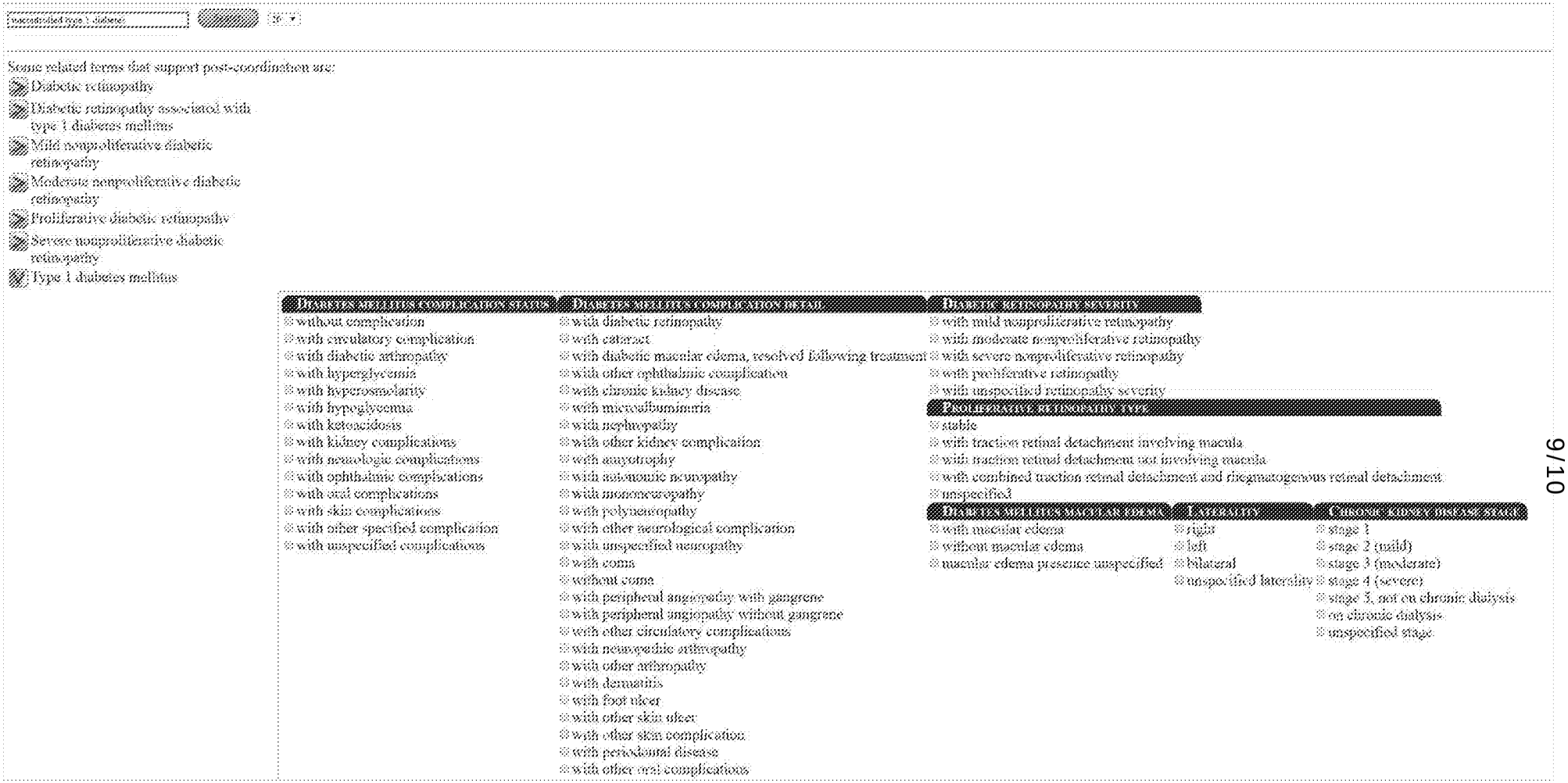
Some related terms that support post-coordination are:
Diabetic retinopathy
Diabetic retinopathy associated with type 1 diabetes mellitus
Mild nonproliferative diabetic retinopathy
Moderate nonproliferative diabetic retinopathy
Proliferative diabetic retinopathy
Severe nonproliferative diabetic retinopathy
Type 1 diabetes mellitus
without complication
with circulatory complication
with diabetic arthropathy
with hyperglycemia
with hyperosmolarity
with hypoglycemia
with ketoacidosis
with kidney complications
with neurologic complications
with ophthalmic complications
with oral complications
with skin complications
with other specified complication
with unspecified complications
with diabetic retinopathy
with cataract
with diabetic macular edema, resolved following treatment
with other ophthalmic complication
with chronic kidney disease
with microalbuminuria
with nephropathy
with other kidney complication
with amyotrophy
with autonomic neuropathy
with mononeuropathy
with polyneuropathy
with other neurological complication
with unspecified neuropathy
with coma
without coma
with peripheral angiopathy with gangrene
with peripheral angiopathy without gangrene
with other circulatory complications
with neuropathic arthropathy
with other arthropathy
with dermatitis
with foot ulcer
with other skin ulcer
with other skin complication
with periodontal disease
with other oral complications
with mild nonproliferative retinopathy
with moderate nonproliferative retinopathy
with severe nonproliferative retinopathy
with proliferative retinopathy
with unspecified retinopathy severity
stable
with traction retinal detachment involving macula
with traction retinal detachment not involving macula
with combined traction retinal detachment and rhegmatogenous retinal detachment
unspecified
with macular edema
without macular edema
macular edema presence unspecified
right
left
bilateral
unspecified laterality
stage 1
stage 2 (mild)
stage 3 (moderate)
stage 4 (severe)
stage 5, not on chronic dialysis
on chronic dialysis
unspecified stage

Figure 9

Implementation options \ Hosting options		RDBMS Release	IMO Terminology Portal	
		Data resident in application database	IMO-hosted	Institution-hosted IMO 2.0
Vendor-supplied UI	**Raw Data access**	✓		
	TCP/IP or "direct connect" Currently the most widely-used option by vendors to implement IMO Interface Terminologies within applications.		✓	✓
	IMO Terminology Portal Web Services (REST & SOAP) IMO supports various web services that may simplify communication to the IMO Terminology Portal.		✓	✓
IMO-supplied UI	**IMO Widgets** IMO provide themeable widgets that interface with IMO Interface Terminology Products for simple replacement of existing UI elements with little to no impact to existing behavior.		✓	✓
	PLUG IT In & IMO-Advanced Search IMO may provide a web-based UI to leverage within an application using an iFrame or embedded web browser with supporting APIs, allowing for information to be sent to and from the web application.		✓	✓

FIG. 10