cytometry profiling reveals disease-specific features of exhausted resource epigenomic-guided mass cytometry profiling reveals disease-specific features of exhausted CD8 T cells." *Cell* 48, 1029–1045 (2018)); adoptive T cell therapy (Chatterjee S *et al.* "CD38-NAD$^+$ axis regulates immunotherapeutic anti-tumor T cell response." *Cell Metab.* 27, 85–100.e8 (2018)); pancreatic cancer (Zhang M *et al.* "Prognostic values of CD38$^+$CD101$^+$PD1$^+$CD8$^+$ T cells in pancreatic cancer." *Immunol. Invest.* 48, 466-479 (2019)); and multiple myeloma (Chini EN *et al.* "The Pharmacology of CD38/NADase: An Emerging Target in Cancer and Diseases of Aging." *Trends Pharmacol. Sci.* 39, 424–436 (2018)). Age related ailments (Wu *et.al.* "CD38-expressing macrophages drive age-related NAD(+) decline" *Nat Metab*. 11 (2020)); Multiple organ fibrosis, Systemic sclerosis, Metabolic Diseases (Shi *et al.* "Targeting CD38-dependent NAD+ metabolism to mitigate multiple organ fibrosis" *iScience*, 24: (2021)); systemic lupus erythematosus (Peclat *et al.* "The NADase enzyme CD38: an emerging pharmacological target for systemic sclerosis, systemic lupus erythematosus and rheumatoid arthritis" *Curr Opin Rheumatol.* (2020); Asthma, allergic airway disease (Deshpande *et al.* "CD38 in the pathogenesis of allergic airway disease: potential therapeutic targets" *Pharmacol Ther.*, (2016)); Multiple sclerosis, neurodegeneration, neurological diseases (Langley *et.al* "CD38 dependent NAD+ depletion contributes to oligodendrocyte loss and inhibition of myelin regeneration" *BioRxiv* (2020)).

In summation, CD38 is a multifunctional enzyme and signaling receptor that plays important functions in cancer progression, the creation of an immunosuppressive TME, metabolic fitness of T cells, and the modulation of NAD$^+$ levels in aging and other physiological conditions. The inhibition of CD38 in various disease states – including tumor growth – has already shown clinical promise, and the development of potent and selective small-molecule inhibitors will create therapeutic options for other conditions characterized by abnormal expression or activity of CD38. The compounds, compositions, and methods described herein will help meet these and other needs.

SUMMARY

The present disclosure provides a compound of Formula I:

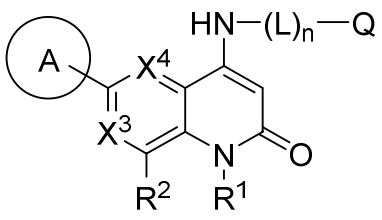

I

or a pharmaceutically acceptable salt thereof, wherein constituent members are defined herein.

In one aspect, the present disclosure refers to a compound of Formula (I):

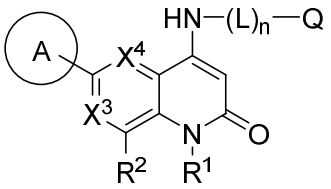

(I)

or a pharmaceutically acceptable salt thereof, wherein:

X^3 is CR^3 or N;

X^4 is CR^4 or N;

A is a 5-membered heteroaryl group having 1, 2 or 3 ring-forming heteroatoms selected from N, O, and S, wherein the 5-membered heteroaryl group of A is optionally substituted by 1, 2, or 3 substituents independently selected from halo and C_{1-4} alkyl;

L is a C_{1-4} alkylene linker;

n is 0 or 1;

Q is H, C_{1-10} alkyl, C_{2-10} alkenyl, C_{2-10} alkynyl, C_{1-10} haloalkyl, C_{6-10} aryl, C_{3-14} cycloalkyl, 5-14 membered heteroaryl, or 4-14 membered heterocycloalkyl, wherein said C_{1-10} alkyl, C_{2-10} alkenyl, C_{2-10} alkynyl, C_{1-10} haloalkyl, C_{6-10} aryl, C_{3-14} cycloalkyl, 5-14 membered heteroaryl, and 4-14 membered heterocycloalkyl of Q are each optionally substituted with 1, 2, 3, 4, or 5 substituents independently selected from Cy^1, Cy^1-C_{1-4} alkyl, halo, C_{1-6} alkyl, C_{2-6} alkenyl, C_{2-6} alkynyl, C_{1-6} haloalkyl, CN, NO_2, OR^a, SR^a, $C(O)R^b$, $C(O)NR^cR^d$, $C(O)OR^a$, $OC(O)R^b$, $OC(O)NR^cR^d$, $C(=NR^e)NR^cR^d$, $NR^cC(=NR^e)NR^cR^d$, NR^cR^d, $NR^cC(O)R^b$, $NR^cC(O)OR^a$, $NR^cC(O)NR^cR^d$, $NR^cS(O)R^b$, $NR^cS(O)_2R^b$, $NR^cS(O)_2NR^cR^d$, $S(O)R^b$, $S(O)NR^cR^d$, $S(O)_2R^b$, and $S(O)_2NR^cR^d$, wherein said C_{1-6} alkyl, C_{2-6} alkenyl, and C_{2-6} alkynyl are optionally substituted by 1, 2, or 3 substituents independently selected from Cy^1, CN, NO_2, OR^a, SR^a, $C(O)R^b$, $C(O)NR^cR^d$, $C(O)OR^a$, $OC(O)R^b$, $OC(O)NR^cR^d$, $C(=NR^e)NR^cR^d$, $NR^cC(=NR^e)NR^cR^d$, NR^cR^d, $NR^cC(O)R^b$, $NR^cC(O)OR^a$, $NR^cC(O)NR^cR^d$, $NR^cS(O)R^b$, $NR^cS(O)_2R^b$, $NR^cS(O)_2NR^cR^d$, $S(O)R^b$, $S(O)NR^cR^d$, $S(O)_2R^b$, and $S(O)_2NR^cR^d$;

each Cy^1 is independently selected from C_{6-10} aryl, C_{3-7} cycloalkyl, 5-10 membered heteroaryl, and 4-10 membered heterocycloalkyl, each optionally substituted by 1, 2, 3, or 4 substituents independently selected from halo, C_{1-6} alkyl, C_{2-6} alkenyl, C_{2-6} alkynyl, C_{1-6}

haloalkyl, C_{6-10} aryl-C_{1-4} alkyl, C_{3-7} cycloalkyl-C_{1-4} alkyl, 5-10 membered heteroaryl-C_{1-4} alkyl, 4-10 membered heterocycloalkyl-C_{1-4} alkyl, CN, NO_2, OR^{a1}, SR^{a1}, $C(O)R^{b1}$, $C(O)NR^{c1}R^{d1}$, $C(O)OR^{a1}$, $OC(O)R^{b1}$, $OC(O)NR^{c1}R^{d1}$, $C(=NR^{e1})NR^{c1}R^{d1}$, $NR^{c1}C(=NR^{e1})NR^{c1}R^{d1}$, $NR^{c1}R^{d1}$, $NR^{c1}C(O)R^{b1}$, $NR^{c1}C(O)OR^{a1}$, $NR^{c1}C(O)NR^{c1}R^{d1}$, $NR^{c1}S(O)R^{b1}$, $NR^{c1}S(O)_2R^{b1}$, $NR^{c1}S(O)_2NR^{c1}R^{d1}$, $S(O)R^{b1}$, $S(O)NR^{c1}R^{d1}$, $S(O)_2R^{b1}$, and $S(O)_2NR^{c1}R^{d1}$;

R^1 is C_{1-6} alkyl;

R^2, R^3, and R^4 are each independently selected from H, halo, C_{1-6} alkyl, C_{2-6} alkenyl, C_{2-6} alkynyl, C_{1-6} haloalkyl, C_{6-10} aryl, C_{3-7} cycloalkyl, 5-10 membered heteroaryl, 4-10 membered heterocycloalkyl, C_{6-10} aryl-C_{1-4} alkyl, C_{3-7} cycloalkyl-C_{1-4} alkyl, 5-10 membered heteroaryl-C_{1-4} alkyl, 4-10 membered heterocycloalkyl-C_{1-4} alkyl, CN, NO_2, OR^{a2}, SR^{a2}, $C(O)R^{b2}$, $C(O)NR^{c2}R^{d2}$, $C(O)OR^{a2}$, $OC(O)R^{b2}$, $OC(O)NR^{c2}R^{d2}$, $NR^{c2}R^{d2}$, $NR^{c2}C(O)R^{b2}$, $NR^{c2}C(O)OR^{a2}$, $NR^{c2}C(O)NR^{c2}R^{d2}$, $C(=NR^{e2})R^{b2}$, $C(=NR^{e2})NR^{c2}R^{d2}$, $NR^{c2}C(=NR^{e2})NR^{c2}R^{d2}$, $NR^{c2}S(O)R^{b2}$, $NR^{c2}S(O)_2R^{b2}$, $NR^{c2}S(O)_2NR^{c2}R^{d2}$, $S(O)R^{b2}$, $S(O)NR^{c2}R^{d2}$, $S(O)_2R^{b2}$, and $S(O)_2NR^{c2}R^{d2}$, wherein said C_{1-6} alkyl, C_{2-6} alkenyl, C_{2-6} alkynyl, C_{1-6} haloalkyl, C_{6-10} aryl, C_{3-7} cycloalkyl, 5-10 membered heteroaryl, 4-10 membered heterocycloalkyl, C_{6-10} aryl-C_{1-4} alkyl, C_{3-7} cycloalkyl-C_{1-4} alkyl, 5-10 membered heteroaryl-C_{1-4} alkyl, and 4-10 membered heterocycloalkyl-C_{1-4} alkyl of R^2, R^3, and R^4 are each optionally substituted with 1, 2, 3, 4, or 5 substituents independently selected from halo, C_{1-6} alkyl, C_{2-6} alkenyl, C_{2-6} alkynyl, C_{1-6} haloalkyl, CN, NO_2, OR^{a2}, SR^{a2}, $C(O)R^{b2}$, $C(O)NR^{c2}R^{d2}$, $C(O)OR^{a2}$, $OC(O)R^{b2}$, $OC(O)NR^{c2}R^{d2}$, $NR^{c2}R^{d2}$, $NR^{c2}C(O)R^{b2}$, $NR^{c2}C(O)OR^{a2}$, $NR^{c2}C(O)NR^{c2}R^{d2}$, $C(=NR^{e2})R^{b2}$, $C(=NR^{e2})NR^{c2}R^{d2}$, $NR^{c2}C(=NR^{e2})NR^{c2}R^{d2}$, $NR^{c2}S(O)R^{b2}$, $NR^{c2}S(O)_2R^{b2}$, $NR^{c2}S(O)_2NR^{c2}R^{d2}$, $S(O)R^{b2}$, $S(O)NR^{c2}R^{d2}$, $S(O)_2R^{b2}$, and $S(O)_2NR^{c2}R^{d2}$;

each R^a, R^b, R^c, R^d, R^{a1}, R^{b1}, R^{c1}, R^{d1}, R^{a2}, R^{b2}, R^{c2}, and R^{d2} is independently selected from H, C_{1-6} alkyl, C_{1-6} haloalkyl, C_{2-6} alkenyl, C_{2-6} alkynyl, C_{6-10} aryl, C_{3-7} cycloalkyl, 5-10 membered heteroaryl, 4-10 membered heterocycloalkyl, C_{6-10} aryl-C_{1-4} alkyl, C_{3-7} cycloalkyl-C_{1-4} alkyl, 5-10 membered heteroaryl-C_{1-4} alkyl, and 4-10 membered heterocycloalkyl-C_{1-4} alkyl, wherein said C_{1-6} alkyl, C_{2-6} alkenyl, C_{2-6} alkynyl, C_{6-10} aryl, C_{3-7} cycloalkyl, 5-10 membered heteroaryl, 4-10 membered heterocycloalkyl, C_{6-10} aryl-C_{1-4} alkyl, C_{3-7} cycloalkyl-C_{1-4} alkyl, 5-10 membered heteroaryl-C_{1-4} alkyl, and 4-10 membered heterocycloalkyl-C_{1-4} alkyl of R^a, R^b, R^c, R^d, R^{a1}, R^{b1}, R^{c1}, R^{d1}, R^{a2}, R^{b2}, R^{c2}, and R^{d2} is optionally substituted with 1, 2, 3, 4, or 5 substituents independently selected from halo, C_{1-4} alkyl, C_{1-4} haloalkyl, C_{1-6} haloalkyl, C_{2-6} alkenyl, C_{2-6} alkynyl, CN, OR^{a3}, SR^{a3}, $C(O)R^{b3}$, $C(O)NR^{c3}R^{d3}$, $C(O)OR^{a3}$, $OC(O)R^{b3}$, $OC(O)NR^{c3}R^{d3}$, $NR^{c3}R^{d3}$, $NR^{c3}C(O)R^{b3}$, $NR^{c3}C(O)NR^{c3}R^{d3}$, $NR^{c3}C(O)OR^{a3}$,

$C(=NR^{e3})NR^{c3}R^{d3}$, $NR^{c3}C(=NR^{e3})NR^{c3}R^{d3}$, $S(O)R^{b3}$, $S(O)NR^{c3}R^{d3}$, $S(O)_2R^{b3}$, $NR^{c3}S(O)_2R^{b3}$, $NR^{c3}S(O)_2NR^{c3}R^{d3}$, and $S(O)_2NR^{c3}R^{d3}$;

or R^c and R^d together with the N atom to which they are attached form a 4-7 membered heterocycloalkyl group optionally substituted with 1, 2, or 3 substituents independently selected from halo, C_{1-4} alkyl, C_{1-4} haloalkyl, CN, OR^{a3}, SR^{a3}, $C(O)R^{b3}$, $C(O)NR^{c3}R^{d3}$, $C(O)OR^{a3}$, $OC(O)R^{b3}$, $OC(O)NR^{c3}R^{d3}$, $NR^{c3}R^{d3}$, $NR^{c3}C(O)R^{b3}$, $NR^{c3}C(O)NR^{c3}R^{d3}$, $NR^{c3}C(O)OR^{a3}$, $C(=NR^{e3})NR^{c3}R^{d3}$, $NR^{c3}C(=NR^{e3})NR^{c3}R^{d3}$, $S(O)R^{b3}$, $S(O)NR^{c3}R^{d3}$, $S(O)_2R^{b3}$, $NR^{c3}S(O)_2R^{b3}$, $NR^{c3}S(O)_2NR^{c3}R^{d3}$, and $S(O)_2NR^{c3}R^{d3}$;

or R^{c1} and R^{d1} together with the N atom to which they are attached form a 4-7 membered heterocycloalkyl group optionally substituted with 1, 2, or 3 substituents independently selected from halo, C_{1-4} alkyl, C_{1-4} haloalkyl, CN, OR^{a3}, SR^{a3}, $C(O)R^{b3}$, $C(O)NR^{c3}R^{d3}$, $C(O)OR^{a3}$, $OC(O)R^{b3}$, $OC(O)NR^{c3}R^{d3}$, $NR^{c3}R^{d3}$, $NR^{c3}C(O)R^{b3}$, $NR^{c3}C(O)NR^{c3}R^{d3}$, $NR^{c3}C(O)OR^{a3}$, $C(=NR^{e3})NR^{c3}R^{d3}$, $NR^{c3}C(=NR^{e3})NR^{c3}R^{d3}$, $S(O)R^{b3}$, $S(O)NR^{c3}R^{d3}$, $S(O)_2R^{b3}$, $NR^{c3}S(O)_2R^{b3}$, $NR^{c3}S(O)_2NR^{c3}R^{d3}$, and $S(O)_2NR^{c3}R^{d3}$;

or R^{c2} and R^{d2} together with the N atom to which they are attached form a 4-7 membered heterocycloalkyl group optionally substituted with 1, 2, or 3 substituents independently selected from halo, C_{1-4} alkyl, C_{1-4} haloalkyl, CN, OR^{a3}, SR^{a3}, $C(O)R^{b3}$, $C(O)NR^{c3}R^{d3}$, $C(O)OR^{a3}$, $OC(O)R^{b3}$, $OC(O)NR^{c3}R^{d3}$, $NR^{c3}R^{d3}$, $NR^{c3}C(O)R^{b3}$, $NR^{c3}C(O)NR^{c3}R^{d3}$, $NR^{c3}C(O)OR^{a3}$, $C(=NR^{e3})NR^{c3}R^{d3}$, $NR^{c3}C(=NR^{e3})NR^{c3}R^{d3}$, $S(O)R^{b3}$, $S(O)NR^{c3}R^{d3}$, $S(O)_2R^{b3}$, $NR^{c3}S(O)_2R^{b3}$, $NR^{c3}S(O)_2NR^{c3}R^{d3}$, and $S(O)_2NR^{c3}R^{d3}$;

each R^{a3}, R^{b3}, R^{c3}, and R^{d3} is independently selected from H, C_{1-6} alkyl, C_{1-6} haloalkyl, C_{2-6} alkenyl, C_{2-6} alkynyl, C_{6-10} aryl, C_{3-7} cycloalkyl, 5-6 membered heteroaryl, and 4-7 membered heterocycloalkyl, wherein said C_{1-6} alkyl, C_{1-6} haloalkyl, C_{2-6} alkenyl, C_{2-6} alkynyl, C_{6-10} aryl, C_{3-7} cycloalkyl, 5-6 membered heteroaryl, and 4-7 membered heterocycloalkyl are each optionally substituted with 1, 2, or 3 substituents independently selected from OH, CN, amino, halo, C_{1-6} alkyl, C_{1-6} alkoxy, C_{1-6} haloalkyl, and C_{1-6} haloalkoxy; and

each R^e, R^{e1}, R^{e2}, and R^{e3} is independently selected from H, C_{1-4} alkyl, and CN;

wherein when X^3 is CR^3 and X^4 is CR^4, then Ring A is not 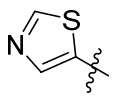

.

The present disclosure is also directed to a pharmaceutical composition comprising a compound of Formula I, or a pharmaceutically acceptable salt thereof, and at least one pharmaceutically acceptable carrier. In one aspect, the present disclosure refers to a pharmaceutical composition comprising a compound as disclosed herein, or a

pharmaceutically acceptable salt thereof, and at least one pharmaceutically acceptable excipient.

The present disclosure is also directed to a method of inhibiting a function of CD38 by contacting the CD38 with a compound of Formula I, or a pharmaceutically acceptable salt thereof. In one aspect, the present disclosure refers to a method of inhibiting a function of CD38 comprising contacting a compound as disclosed herein, or a pharmaceutically acceptable salt thereof, with the CD38. In one aspect, the present disclosure refers to use of a compound as disclosed herein, or a pharmaceutically acceptable salt thereof in the manufacture of a medicament for inhibiting a function of CD38, wherein the compound is to be contacted with the CD38.

The present disclosure is also directed to a method of treating a disease associated with abnormal activity or expression of CD38 by administering a therapeutically effective amount of a compound of Formula I, or a pharmaceutically acceptable salt thereof, to a patient in need thereof.

The present disclosure is further directed to a compound of the disclosure, or a pharmaceutically acceptable salt thereof, for use in the treatment of a disease associated with abnormal activity or expression of CD38.

The present disclosure is further directed to use of a compound of the disclosure, or a pharmaceutically acceptable salt thereof, in the manufacture of a medicament for use in therapy. In one aspect, the present disclosure refers to use of a compound as disclosed herein, or a pharmaceutically acceptable salt thereof in the manufacture of a medicament for treating cancer in a patient in need thereof.

BRIEF DESCRIPTION OF THE DRAWINGS

FIG. 1A is a graph of the concentration of NAD^+ in the spleen at a single time point after dosing with various amounts of the compound of Example 7.

FIG. 1B is a graph of the concentration of NAD^+ in the liver at a single time point after dosing with various amounts of the compound of Example 7.

DETAILED DESCRIPTION

The present invention relates to a CD38-inhibiting compound of Formula I:

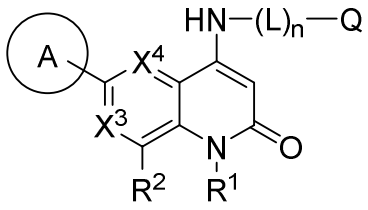

I