Figure 1

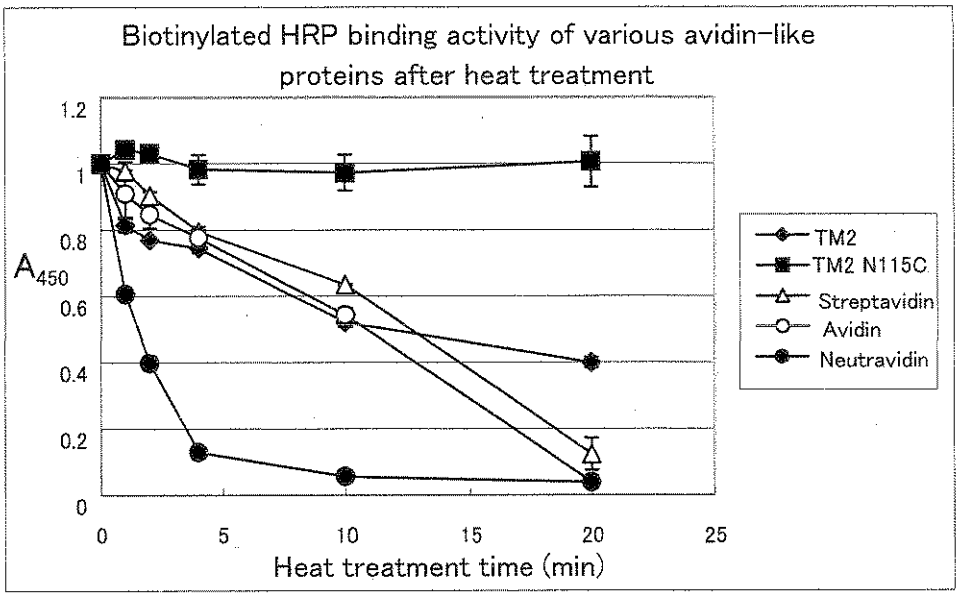
Biotinylated HRP binding activity of various avidin-like proteins after heat treatment
1.2
1
0.8
0.6
0.4
0.2
0
A450
0
5
10
15
20
25
Heat treatment time (min)
TM2
TM2 N115C
Streptavidin
Avidin
Neutravidin

Figure 2

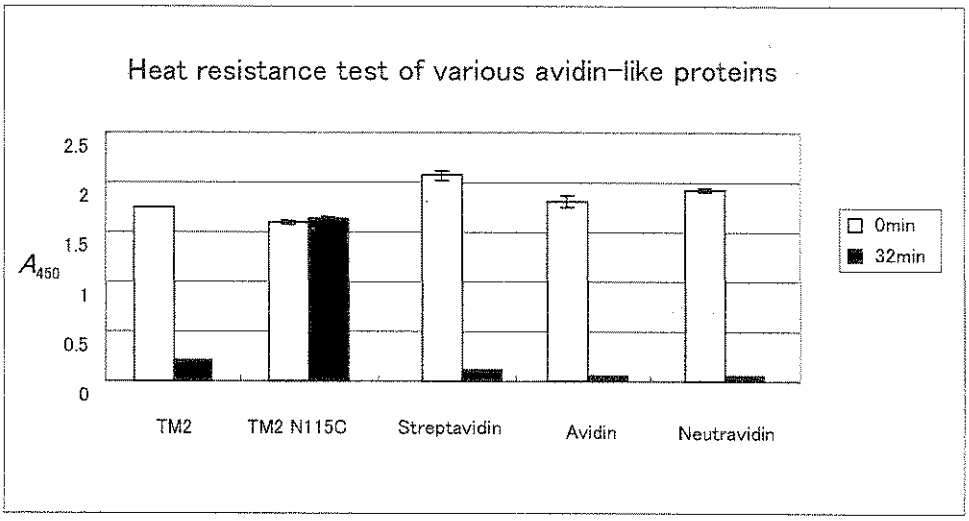
Heat resistance test of various avidin-like proteins
2.5
2
1.5
1
0.5
0
A_{450}
TM2
TM2 N115C
Streptavidin
Avidin
Neutravidin
0min
32min

Figure 3

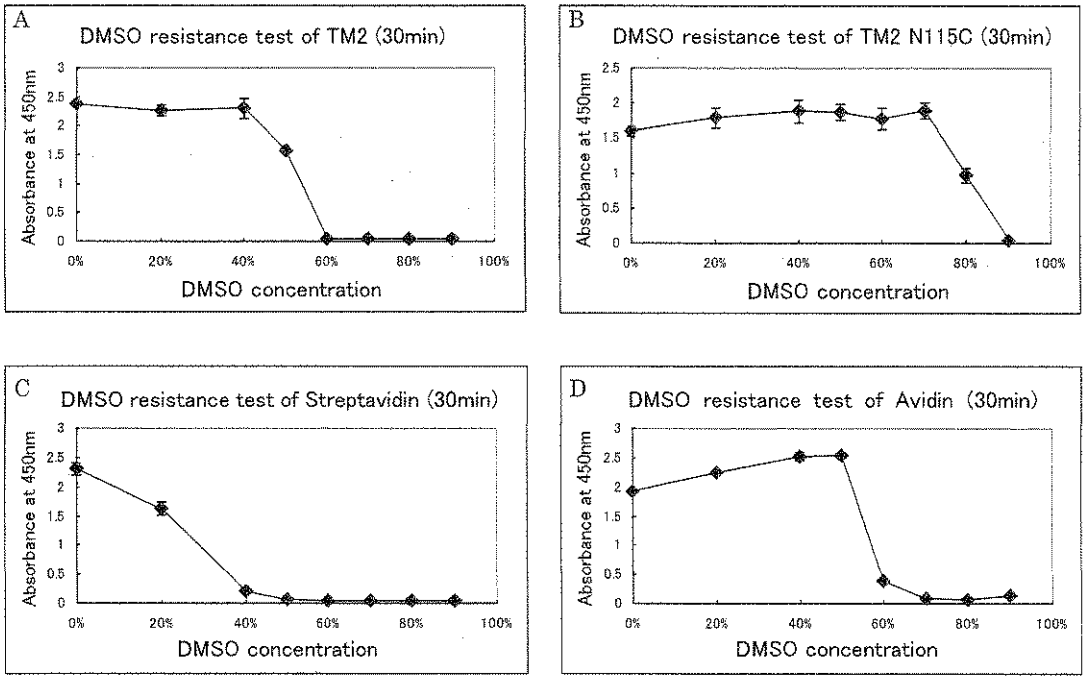
A
DMSO resistance test of TM2 (30min)
Absorbance at 450nm
DMSO concentration
B
DMSO resistance test of TM2 N115C (30min)
Absorbance at 450nm
DMSO concentration
C
DMSO resistance test of Streptavidin (30min)
Absorbance at 450nm
DMSO concentration
D
DMSO resistance test of Avidin (30min)
Absorbance at 450nm
DMSO concentration