Fig. 1A

```
M M R K L A I L S V S S F L F V E A L F Q E Y Q C Y
G S S S N T R V L N E L N Y D N A G T N L Y N E L E
M N Y Y G K Q E N W Y S L K K N S R S L G E N D D G
N N N N G D N G R E G K D E D K R D G N N E D N E K
L R K P K H K K L K Q P A D G N P D P N A N P N V D
P N A N P N V D P N A N P N V D P N A N P N A N P N
A N P N A N P N A N P N A N P N A N P N A N P N A N
P N A N P N A N P N V D P N A N P N A N P N A N P N
A N P N A N P N A N P N A N P N A N P N A N P N A N
P N A N P N A N P N A N P N A N P N A N P N A N P N
A N K N N Q G N G Q G H N M P N D P N R N V D E N A
N A N N A V K N N N N E E P S D K H I E Q Y L K K I
Q N S L S T E W S P C S V T C G N G I Q V R I K P G
S A N K P K D E L D Y E N D I E K K I C K M E K C S
S V F N V V N S A I G L I M V L S F L F L N *
```

Fig. 1B

AAGCTTGCCACCATGATGAGGAAACTGGCCATCCTGAGCGTGAGCAGCTTCCTGTTC
GTGGAGGCCCTGTTTCAGGAGTACCAGTGCTACGGCAGCAGCAGCAACACCCGGGTG
CTGAACGAGCTGAACTACGACAACGCCGGCACCAACCTGTACAACGAGCTGGAGATG
AACTACTACGGCAAGCAGGAGAACTGGTACAGCCTGAAGAAGAACAGCCGGTCTCTG
GGCGAGAACGACGACGGCAACAACAACAACGGCGACAACGGCCGGGAGGGCAAGGAC
GAGGACAAGCGGGACGGCAACAACGAGGACAACGAGAAGCTGCGGAAGCCCAAGCAC
AAGAAACTTAAGCAGCCCGCCGACGGCAACCCCGACCCCAACGCCAACCCCAACGTG
GACCCCAACGCCAATCCTAATGTCGACCCCAATGCCAATCCGAACGTTGATCCCAAT
GCGAATCCTAACGCTAACCCCAATGCCAACCCAAATGCCAATCCAAATGCAAATCCC
AACGCCAATCCAAACGCAAACCCTAATGCTAATCCAAACGCTAATCCTAATGCCAAT
CCCAATGCTAACCCAAACGTCGATCCTAACGCAAATCCGAACGCTAACCCCAACGCA
AATCCCAACGCTAACCCGAACGCAAACCCTAACGCCAATCCGAATGCCAACCCAAAC
GCCAACCCGAACGCTAATCCGAATGCTAACCCGAATGCTAATCCTAACGCAAACCCA
AATGCAAACCCCAATGCAAACCCGAACGCCAATCCCAACGCCAATCCTAATGCCAAC
AAGAACAATCAGGGCAACGGCCAGGGCCACAACATGCCCAACGACCCCAACCGGAAC
GTGGACGAGAACGCCAACGCCAACAACGCCGTGAAGAACAACAACAACGAGGAGCCC
AGCGACAAGCACATCGAGCAGTACCTGAAGAAGATCCAGAACAGCCTGAGCACCGAG
TGGAGCCCCTGCAGCGTGACCTGCGGCAACGGCATTCAGGTGCGGATCAAGCCCGGC
AGCGCCAACAAGCCCAAGGACGAGCTGGACTACGAGAATGACATCGAGAAGAAGATC
TGCAAGATGGAGAAGTGCAGCAGCGTGTTCAACGTGGTGAACAGCGCCATCGGCCTG
ATTATGGTGCTGAGCTTCCTGTTCCTGAACTGAAGATCTGCTGATAAGGATCC

Fig. 2A

```
M M R K L A I L S V S S F L F V E A L F Q E Y Q
C Y G S S S N T R V L N E L N Y D N A G T N L Y
N E L E M N Y Y G K Q E N W Y S L K K N S R S L
G E N D D G N N N N G D N G R E G K D E D K R D
G N N E D N E K L R K P K H K K L K Q P A D G N
P D P N A N P N V D P N A N P N V D P N A N P N
V D P N A N P N A N P N A N P N A N P N A N P N
A N P N A N P N A N P N A N P N A N P N A N P N
V D P N A N P N A N P N A N P N A N P N A N P N
A N P N A N P N A N P N A N P N A N P N A N P N
A N P N A N P N A N P N A N P N A N P N A N K N
N Q G N G Q G H N M P N D P N R N V D E N A N A
N S A V K N N N N E E P S D K H I K E Y L N K I
Q N S L S T E W S P C S V T C G N G I Q V R I K
P G S A N K P K D E L D Y A N D I E K K I C K M
E K C S S V F N V V N S *
```

Fig. 2B

AAGCTTGCCACCATGATGAGGAAACTGGCCATCCTGAGCGTGAGCAGCTTCCTGT
TCGTGGAGGCCCTGTTTCAGGAGTACCAGTGCTACGGCAGCAGCAGCAACACCCG
GGTGCTGAACGAGCTGAACTACGACAACGCCGGCACCAACCTGTACAACGAGCTG
GAGATGAACTACTACGGCAAGCAGGAGAACTGGTACAGCCTGAAGAAGAACAGCC
GGTCTCTGGGCGAGAACGACGACGGCAACAACAACAACGGCGACAACGGCCGGGA
GGGCAAGGACGAGGACAAGCGGGACGGCAACAACGAGGACAACGAGAAGCTGCGG
AAGCCCAAGCACAAGAAACTTAAGCAGCCCGCCGACGGCAACCCCGACCCCAACG
CCAACCCCAACGTGGACCCCAACGCCAATCCTAATGTCGACCCCAATGCCAATCC
GAACGTTGATCCCAATGCGAATCCTAACGCTAACCCCAATGCCAACCCAAATGCC
AATCCAAATGCAAATCCCAACGCCAATCCAAACGCAAACCCTAATGCTAATCCAA
ACGCTAATCCTAATGCCAATCCCAATGCTAACCCAAACGTCGATCCTAACGCAAA
TCCGAACGCTAACCCCAACGCAAATCCCAACGCTAACCCGAACGCAAACCCTAAC
GCCAATCCGAATGCCAACCCAAACGCCAACCCGAACGCTAATCCGAATGCTAACC
CGAATGCTAATCCTAACGCAAACCCAAATGCAAACCCCAATGCAAACCCGAACGC
CAATCCCAACGCCAATCCTAATGCCAACAAGAACAATCAGGGCAACGGCCAGGGC
CACAACATGCCCAACGACCCCAACCGGAACGTGGACGAGAACGCCAACGCCAACA
GCGCCGTGAAGAACAACAACAACGAGGAGCCCAGCGACAAGCACATCAAGGAGTA
CCTGAACAAGATCCAGAACAGCCTGAGCACCGAGTGGAGCCCCTGCAGCGTGACC
TGCGGCAACGGCATTCAGGTGCGGATCAAGCCCGGCAGCGCCAACAAGCCCAAGG
ACGAGCTGGACTACGCCAATGACATCGAGAAGAAGATCTGCAAGATGGAGAAGTG
CAGCAGCGTGTTCAACGTGGTGAACTCCTGATAAAGATCTGCTGATAAGGATCC

Fig. 3A


M K K C T I L V V A S L L N E L L V D S L L P G Y G K
Q N K S V Q A Q R N L G K I Y N R N I V N E E N D N K
L Y H V L N S K N G K K K N R R L L G
D A L N G K P E E K K K D D P P K E E K K D L P K K
P K E E K K P P K K D D L P K K Q G P G A P P Q G P G A P Q N K K P P G A P Q G P G A P Q G P G A P P Q G P G A P Q G P G A P P Q G P G A P Q G P G A P

Fig. 3B

AAGCTTGCTAGCCACCATGAAGAAGTGCACCATCCTGGTGGTGGCCAGCCTG
CTGCTGGTGGACAGCCTGCTGCCCGGCTACGGCCAGAACAAGAGCGTGCAGG
CCCAGCGGAACCTGAACGAGCTGTGCTACAACGAGGAGAACGACAACAAGCT
GTACCACGTGCTGAACAGCAAGAACGGCAAGATTTACAACCGGAACATCGTG
AACCGGCTGCTGGGCGACGCCCTGAACGGCAAGCCCGAGGAGAAGAAGGACG
ACCCCCCCAAGGACGGCAACAAGGACGACCTGCCCAAGGAGGAGAAGAAAGA
CGATCTGCCTAAGGAGGAAAAAAAGGACGATCCTCCTAAGGACCCCAAGAAG
GACGATCCTCCCAAAGAGGCCCAGAACAAGCTGAACCAGCCCGTGGTGGCCG
ACGAGAACGTGGACCAGGGCCCTGGCGCCCCTCAGGGCCCCGGGGCCCCTCA
GGGCCCTGGAGCCCCTCAAGGACCCGGAGCCCCCCAGGGACCTGGCGCTCCT
CAGGGACCCGGCGCTCCACAGGGCCCAGGGGCCCCCCAGGGCCCAGGGGCAC
CCCAGGGCCCAGGCGCCCCACAAGGTCCCGGGGCTCCTCAGGGTCCCGGAGC
ACCTCAGGGGCCTGGAGCACCACAGGGGCCTGGGGCCCCACAAGGGCCAGGC
GCTCCCCAAGGGCCTGGCGCACCCCAGGAGCCCCCCCAGCAGCCCCCTCAGC
AGCCCCCCCAGCAACCTCCCCAACAGCCTCCCCAGCAACCACCACAGCAGCC
ACCACAGCAACCCAGGCCCCAGCCCGACGGCAACAACAACAACAATAACAAC
AACGGCAACAACAACGAGGACAGCTACGTGCCCAGCGCCGAGCAGATCCTGG
AGTTCGTGAAGCAGATCAGCAGCCAACTGACCGAGGAGTGGAGCCAGTGCAG
CGTGACCTGCGGCAGCGGCGTGCGGGTGCGGAAGCGGAAGAACGTGAACAAG
CAGCCCGAGAACCTGACCCTGGAGGACATCGACACCGAGATCTGCAAGATGG
ACAAGTGCAGCAGCATCTTCAACATCGTGAGCAACAGCCTGGGCTGAAGATC
TGCTGATAAGTTTAAACGGATCC

Fig. 4A

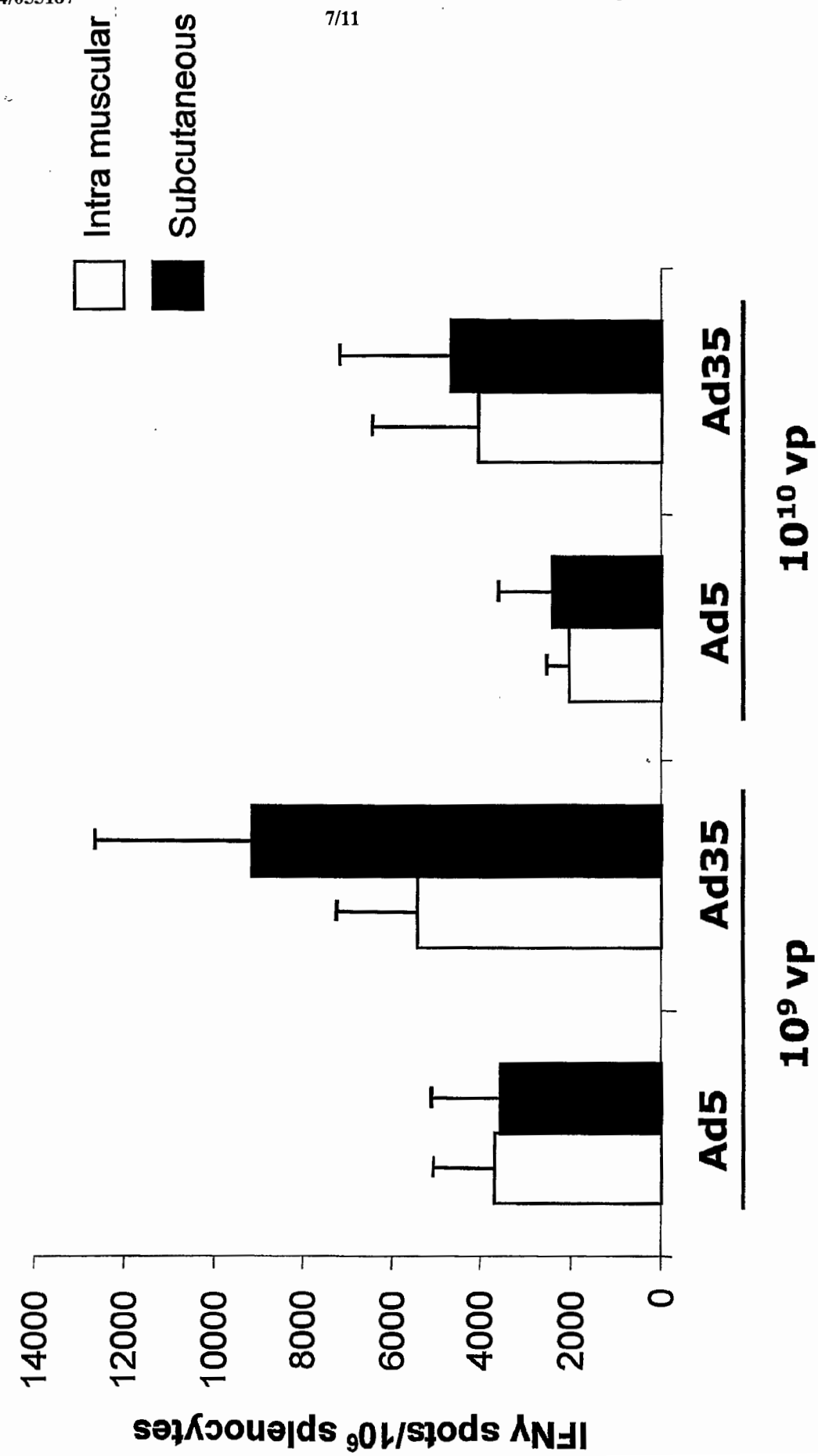
Intra muscular
Subcutaneous
IFNγ spots/10^6 splenocytes
14000
12000
10000
8000
6000
4000
2000
0
Ad5
Ad35
Ad5
Ad35
10^9 vp
10^10 vp

Fig. 4B

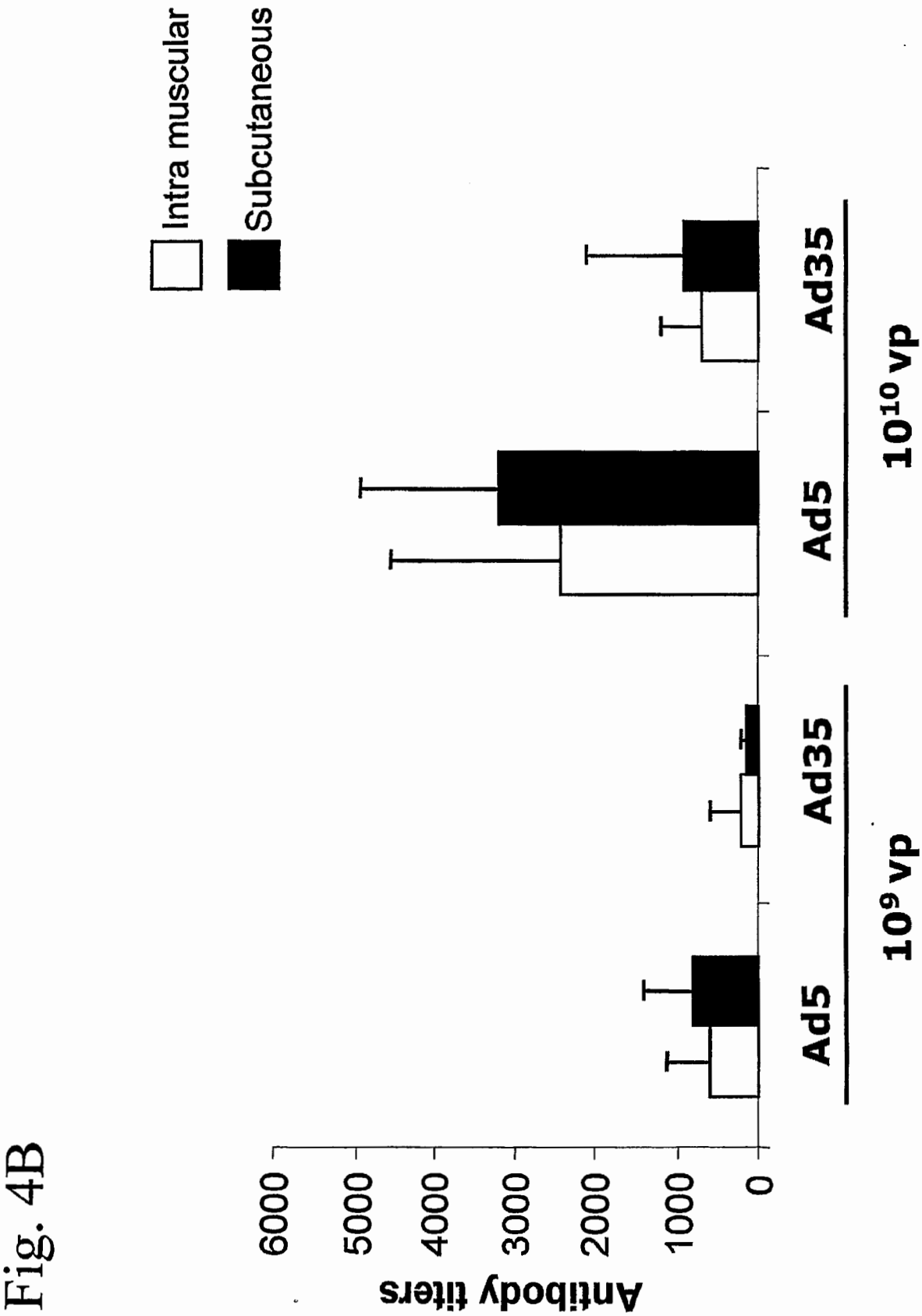
Intra muscular
Subcutaneous
Antibody titers
6000
5000
4000
3000
2000
1000
0
Ad5
Ad35
10^9 vp
Ad5
Ad35
10^{10} vp

Fig. 5A

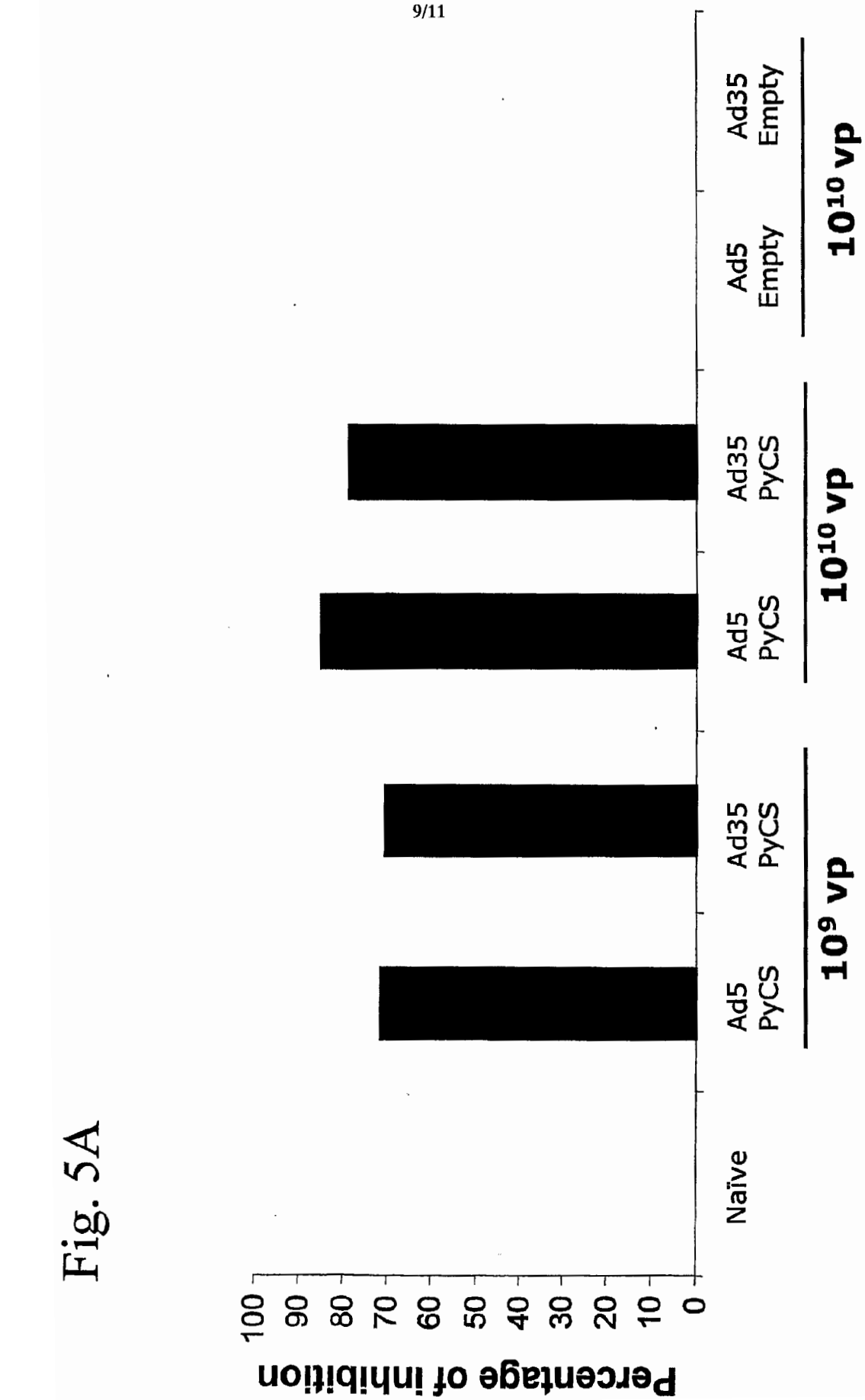
Percentage of inhibition
100
90
80
70
60
50
40
30
20
10
0
Naïve
Ad5 PyCS
Ad35 PyCS
Ad5 PyCS
Ad35 PyCS
Ad5 Empty
Ad35 Empty
10⁹ vp
10¹⁰ vp
10¹⁰ vp

Fig. 5B

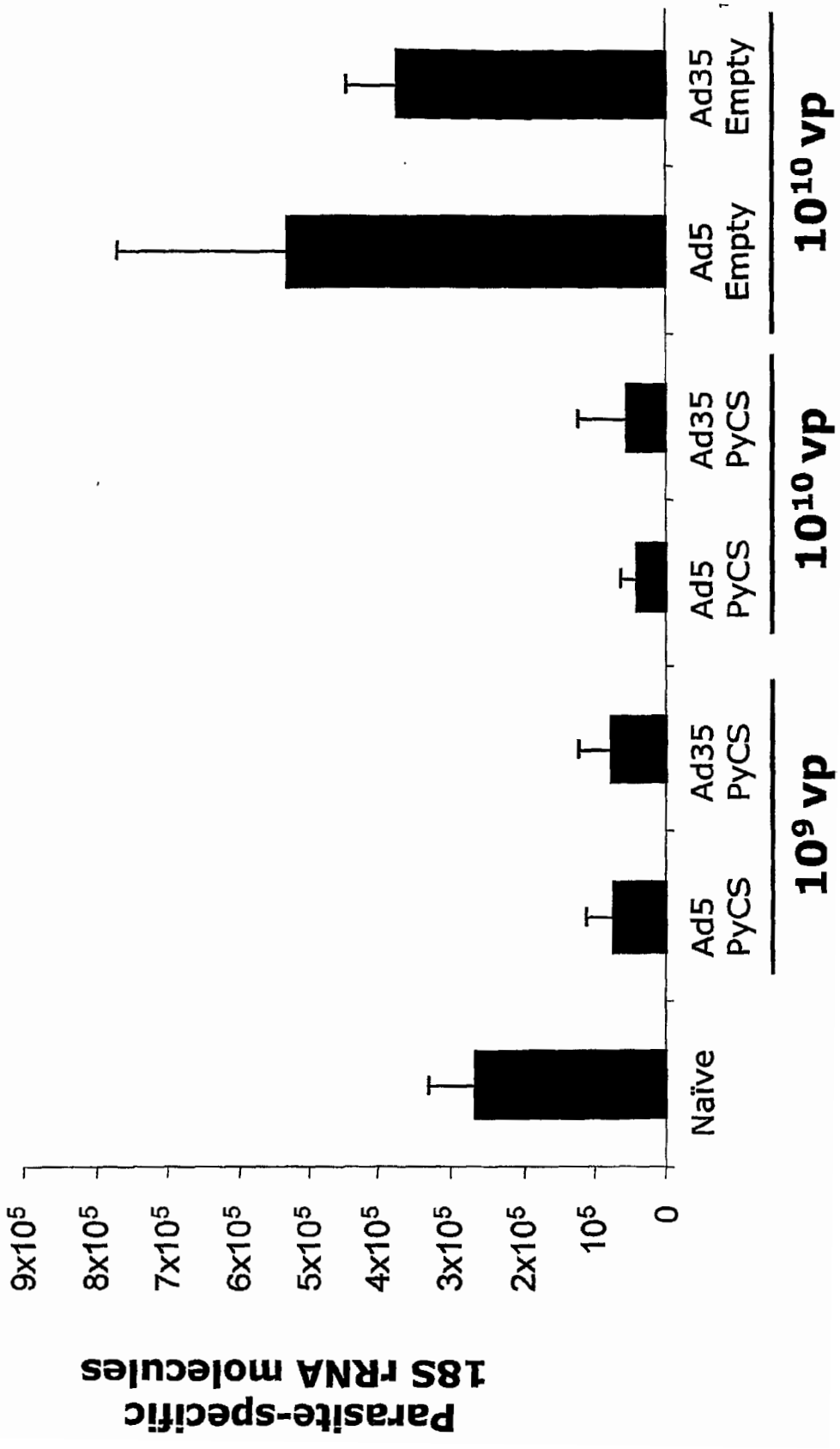
Parasite-specific
18S rRNA molecules
9x10^5
8x10^5
7x10^5
6x10^5
5x10^5
4x10^5
3x10^5
2x10^5
10^5
0
Naïve
Ad5 PyCS
Ad35 PyCS
Ad5 PyCS
Ad35 PyCS
Ad5 Empty
Ad35 Empty
10^9 vp
10^10 vp
10^10 vp

Fig. 6

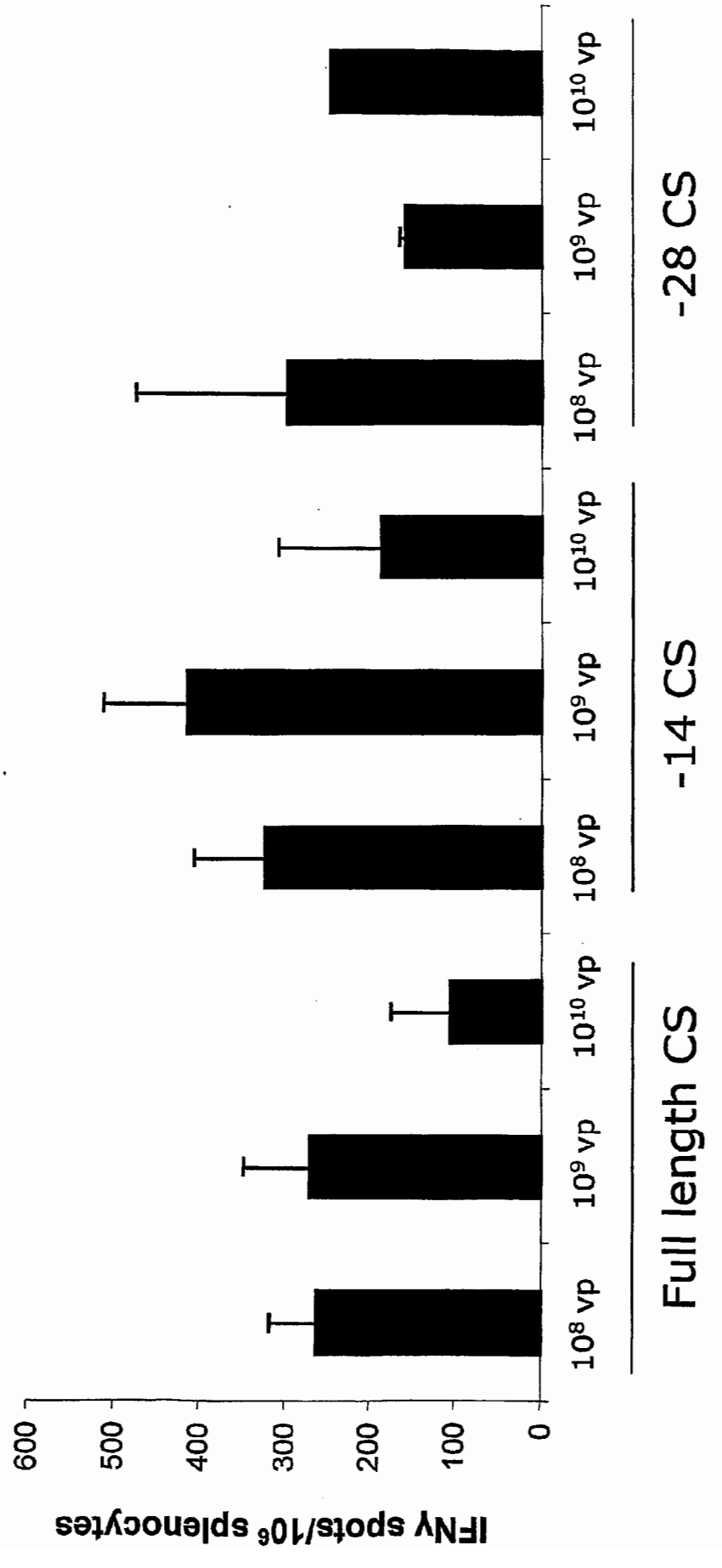
IFNγ spots/10^6 splenocytes
0
100
200
300
400
500
600
10^8 vp
10^9 vp
10^10 vp
10^8 vp
10^9 vp
10^10 vp
10^8 vp
10^9 vp
10^10 vp
Full length CS
-14 CS
-28 CS