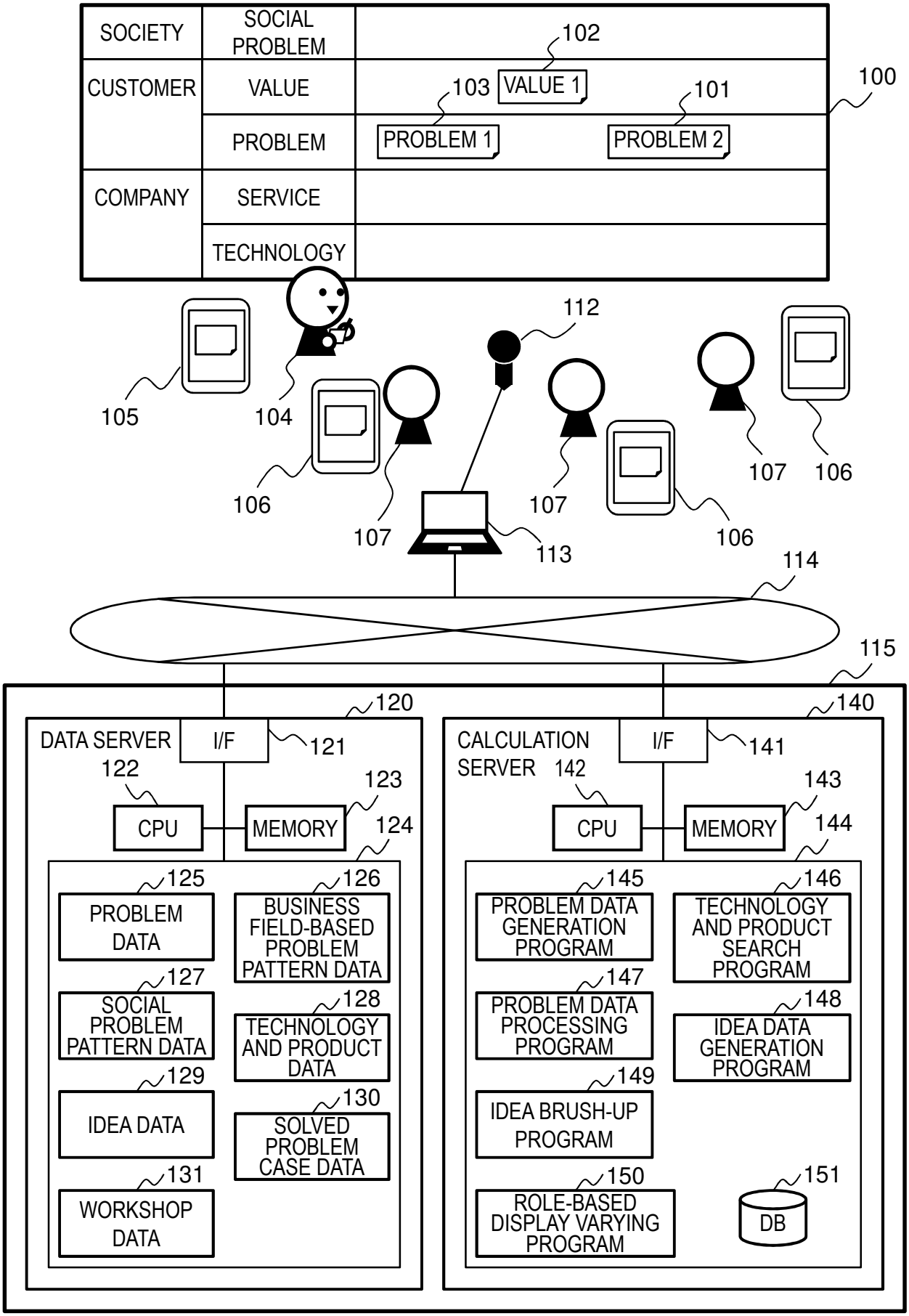
SOCIETY
SOCIAL PROBLEM
CUSTOMER
VALUE
VALUE 1
PROBLEM
PROBLEM 1
PROBLEM 2
COMPANY
SERVICE
TECHNOLOGY
100
101
102
103
104
105
106
107
112
113
114
115
DATA SERVER
I/F
120
121
122
CPU
MEMORY
123
124
125
PROBLEM DATA
126
BUSINESS FIELD-BASED PROBLEM PATTERN DATA
127
SOCIAL PROBLEM PATTERN DATA
128
TECHNOLOGY AND PRODUCT DATA
129
IDEA DATA
130
SOLVED PROBLEM CASE DATA
131
WORKSHOP DATA
CALCULATION SERVER
I/F
140
141
142
CPU
MEMORY
143
144
145
PROBLEM DATA GENERATION PROGRAM
146
TECHNOLOGY AND PRODUCT SEARCH PROGRAM
147
PROBLEM DATA PROCESSING PROGRAM
148
IDEA DATA GENERATION PROGRAM
149
IDEA BRUSH-UP PROGRAM
150
ROLE-BASED DISPLAY VARYING PROGRAM
151
DB

*Fig. 1*

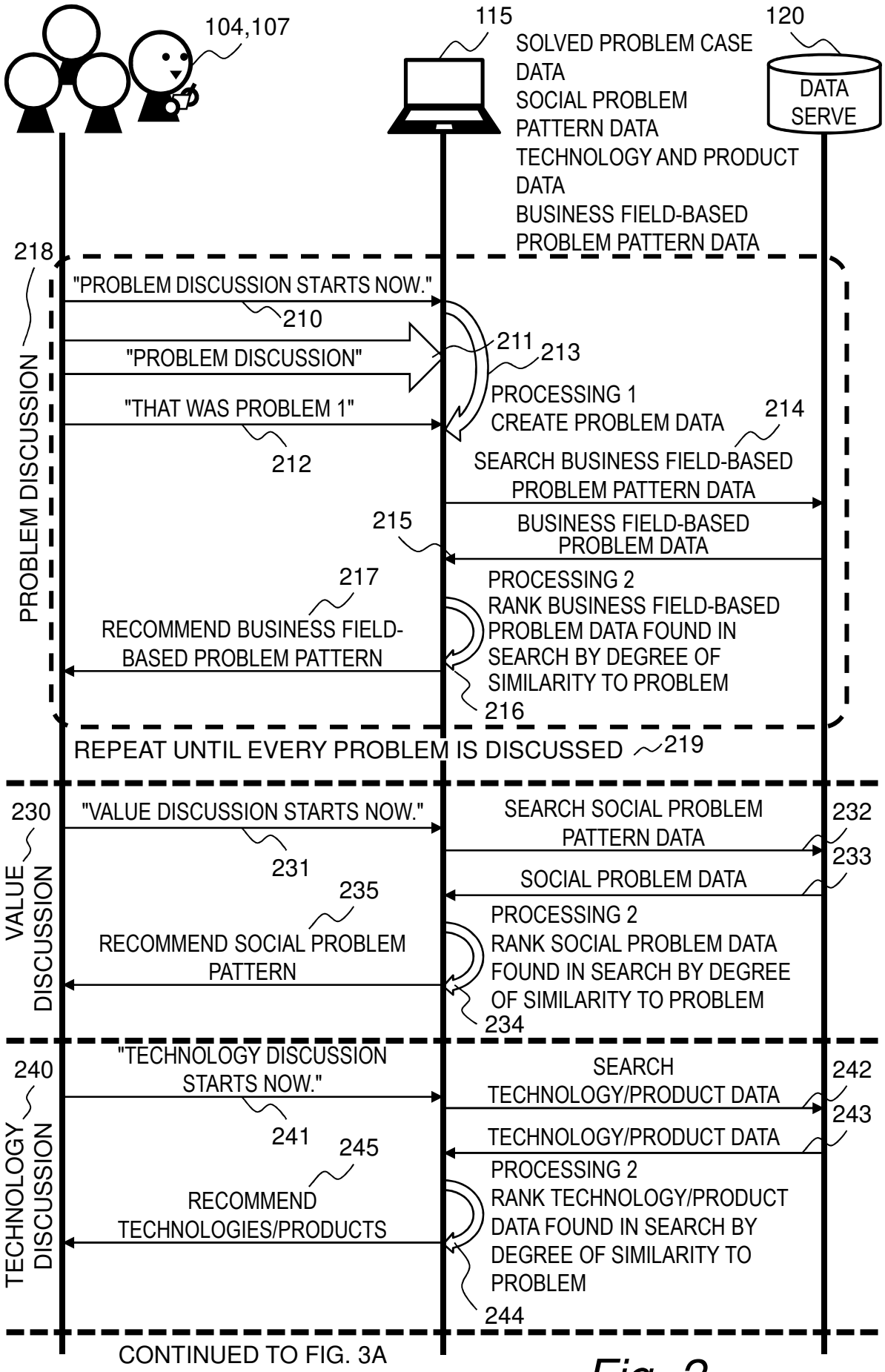
104,107
115
120
SOLVED PROBLEM CASE DATA
SOCIAL PROBLEM PATTERN DATA
TECHNOLOGY AND PRODUCT DATA
BUSINESS FIELD-BASED PROBLEM PATTERN DATA
DATA SERVE
218
PROBLEM DISCUSSION
"PROBLEM DISCUSSION STARTS NOW."
210
"PROBLEM DISCUSSION"
211
213
PROCESSING 1
CREATE PROBLEM DATA
"THAT WAS PROBLEM 1"
212
214
SEARCH BUSINESS FIELD-BASED PROBLEM PATTERN DATA
215
BUSINESS FIELD-BASED PROBLEM DATA
217
PROCESSING 2
RANK BUSINESS FIELD-BASED PROBLEM DATA FOUND IN SEARCH BY DEGREE OF SIMILARITY TO PROBLEM
RECOMMEND BUSINESS FIELD-BASED PROBLEM PATTERN
216
REPEAT UNTIL EVERY PROBLEM IS DISCUSSED
219
230
VALUE DISCUSSION
"VALUE DISCUSSION STARTS NOW."
231
SEARCH SOCIAL PROBLEM PATTERN DATA
232
233
SOCIAL PROBLEM DATA
235
RECOMMEND SOCIAL PROBLEM PATTERN
PROCESSING 2
RANK SOCIAL PROBLEM DATA FOUND IN SEARCH BY DEGREE OF SIMILARITY TO PROBLEM
234
240
TECHNOLOGY DISCUSSION
"TECHNOLOGY DISCUSSION STARTS NOW."
241
SEARCH TECHNOLOGY/PRODUCT DATA
242
243
TECHNOLOGY/PRODUCT DATA
245
RECOMMEND TECHNOLOGIES/PRODUCTS
PROCESSING 2
RANK TECHNOLOGY/PRODUCT DATA FOUND IN SEARCH BY DEGREE OF SIMILARITY TO PROBLEM
244
CONTINUED TO FIG. 3A

*Fig. 2*

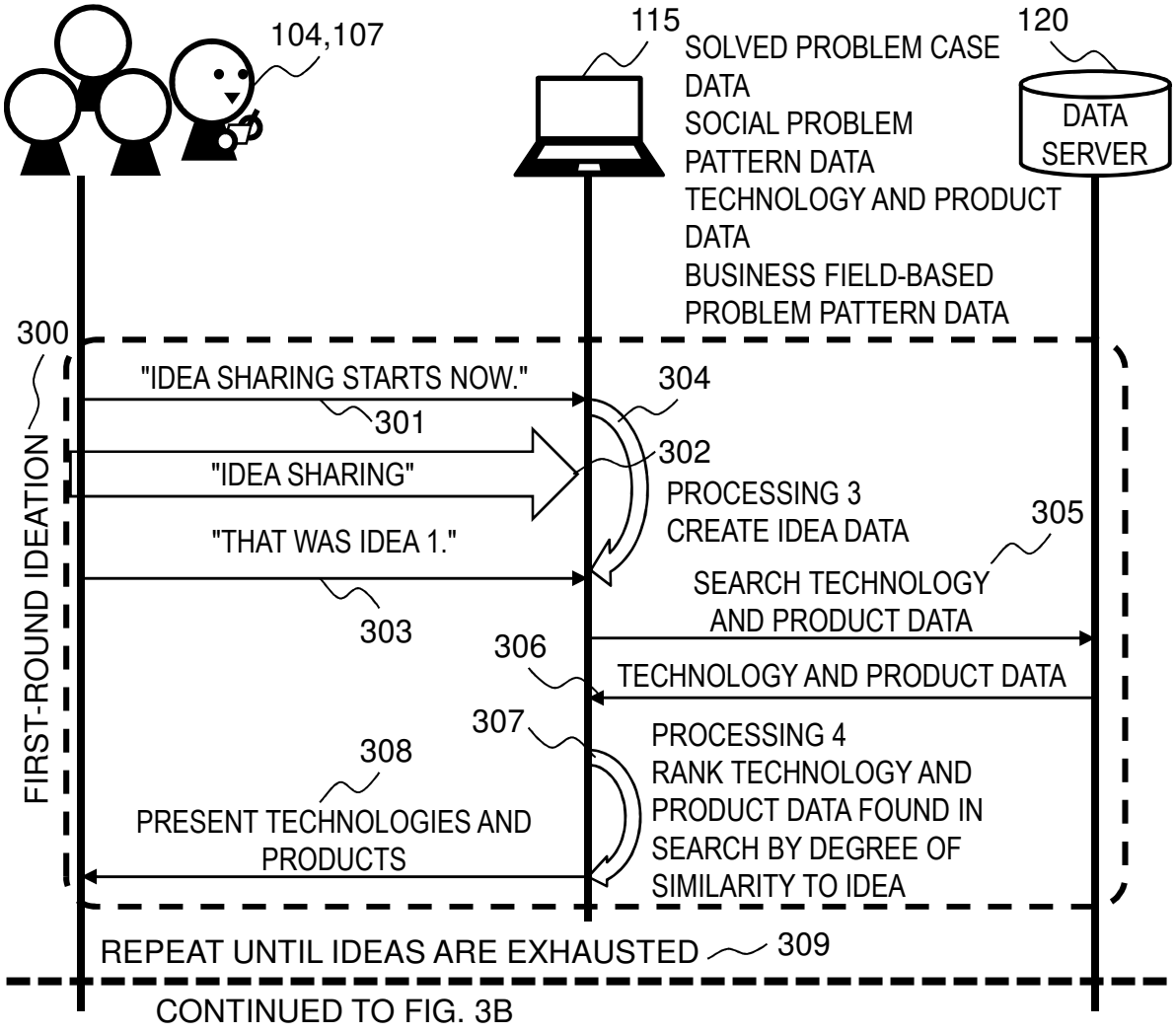
104,107
115
SOLVED PROBLEM CASE DATA
SOCIAL PROBLEM PATTERN DATA
TECHNOLOGY AND PRODUCT DATA
BUSINESS FIELD-BASED PROBLEM PATTERN DATA
120
DATA SERVER
300
FIRST-ROUND IDEATION
"IDEA SHARING STARTS NOW."
301
304
302
"IDEA SHARING"
PROCESSING 3
CREATE IDEA DATA
305
"THAT WAS IDEA 1."
303
SEARCH TECHNOLOGY AND PRODUCT DATA
306
TECHNOLOGY AND PRODUCT DATA
307
PROCESSING 4
RANK TECHNOLOGY AND PRODUCT DATA FOUND IN SEARCH BY DEGREE OF SIMILARITY TO IDEA
308
PRESENT TECHNOLOGIES AND PRODUCTS
REPEAT UNTIL IDEAS ARE EXHAUSTED
309
CONTINUED TO FIG. 3B

*Fig. 3A*

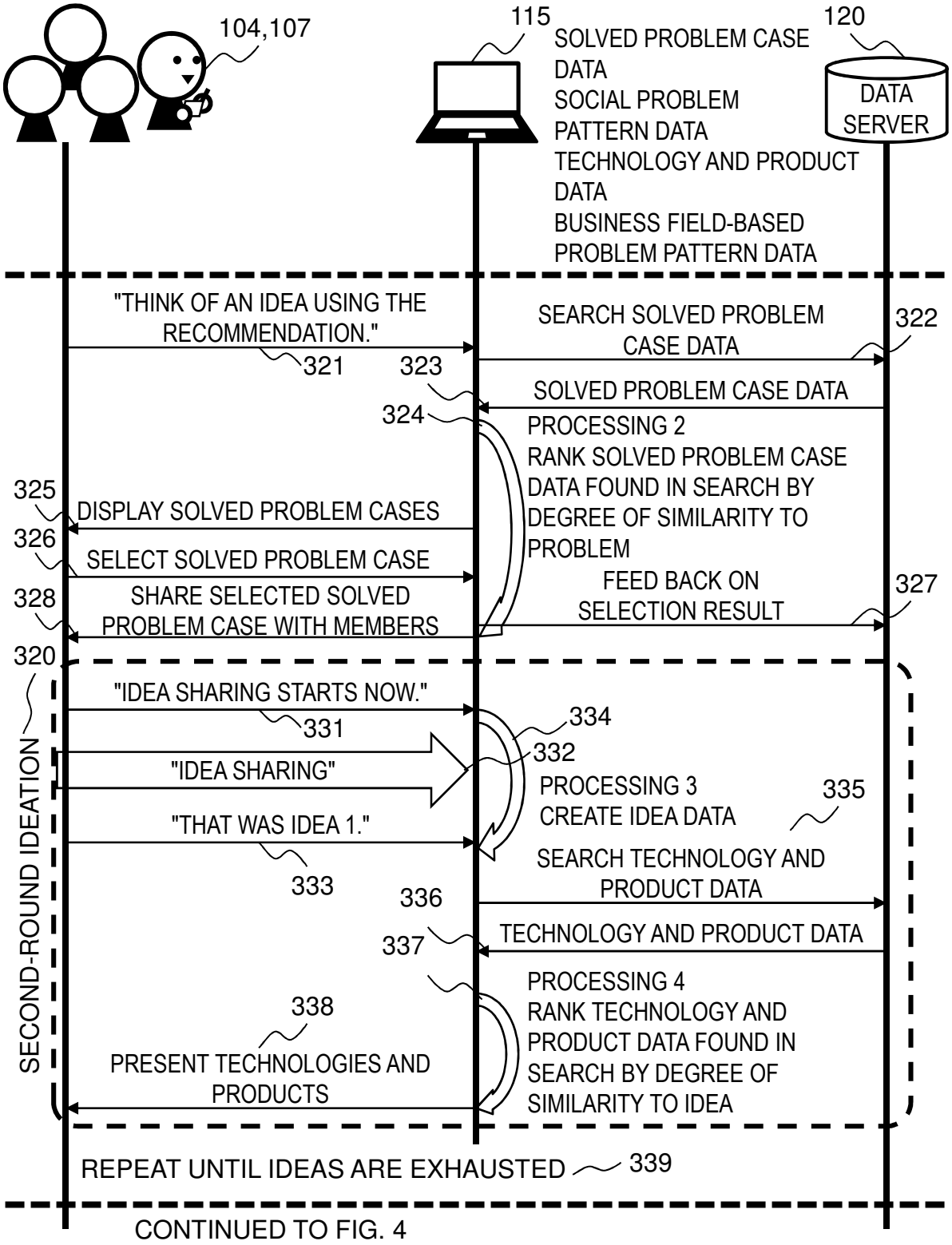
104,107
115
120
SOLVED PROBLEM CASE DATA
SOCIAL PROBLEM PATTERN DATA
TECHNOLOGY AND PRODUCT DATA
BUSINESS FIELD-BASED PROBLEM PATTERN DATA
DATA SERVER
"THINK OF AN IDEA USING THE RECOMMENDATION."
321
SEARCH SOLVED PROBLEM CASE DATA
322
323
SOLVED PROBLEM CASE DATA
324
PROCESSING 2
RANK SOLVED PROBLEM CASE DATA FOUND IN SEARCH BY DEGREE OF SIMILARITY TO PROBLEM
325
DISPLAY SOLVED PROBLEM CASES
326
SELECT SOLVED PROBLEM CASE
328
SHARE SELECTED SOLVED PROBLEM CASE WITH MEMBERS
FEED BACK ON SELECTION RESULT
327
320
SECOND-ROUND IDEATION
"IDEA SHARING STARTS NOW."
331
334
332
"IDEA SHARING"
PROCESSING 3
CREATE IDEA DATA
335
"THAT WAS IDEA 1."
333
SEARCH TECHNOLOGY AND PRODUCT DATA
336
TECHNOLOGY AND PRODUCT DATA
337
PROCESSING 4
RANK TECHNOLOGY AND PRODUCT DATA FOUND IN SEARCH BY DEGREE OF SIMILARITY TO IDEA
338
PRESENT TECHNOLOGIES AND PRODUCTS
REPEAT UNTIL IDEAS ARE EXHAUSTED
339
CONTINUED TO FIG. 4

*Fig. 3B*

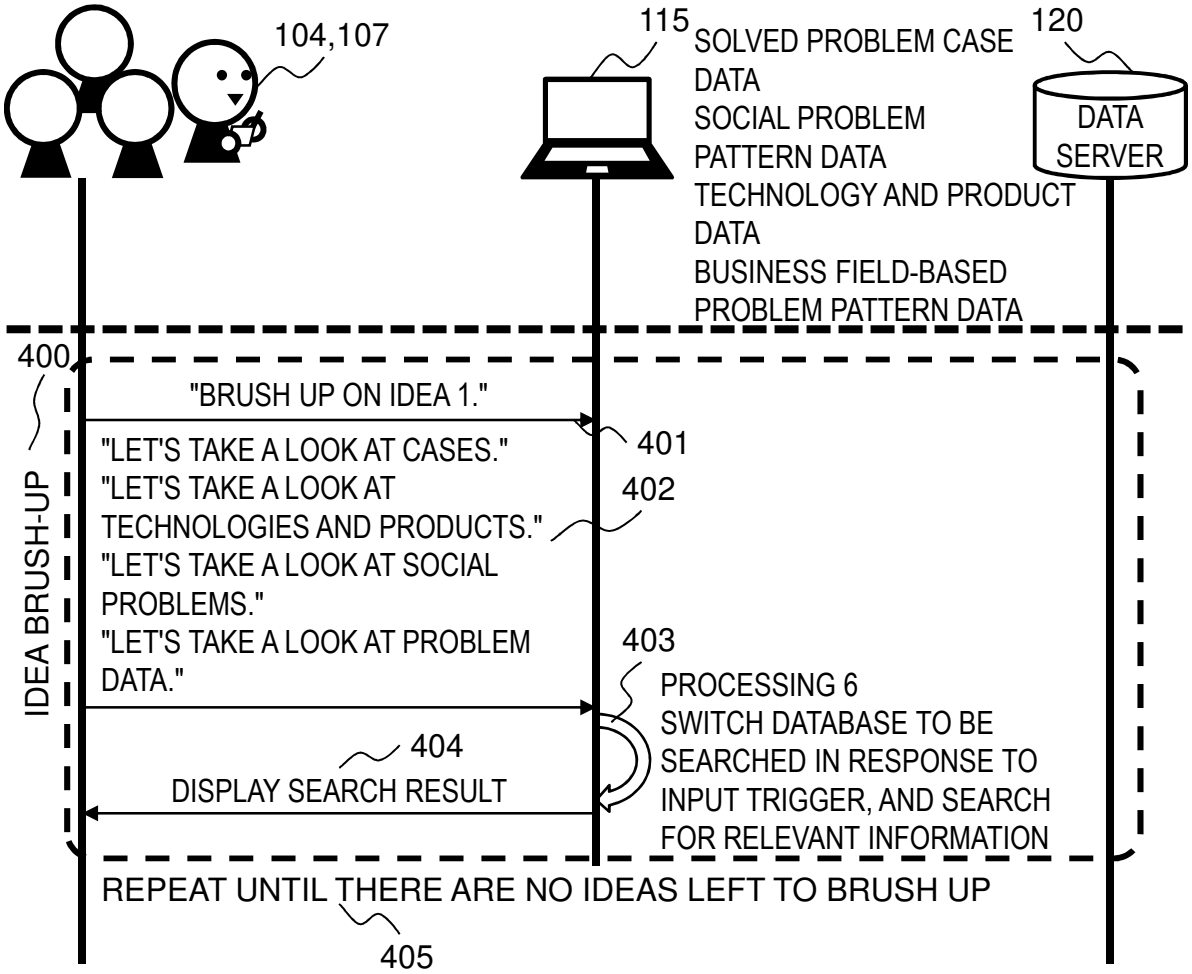
104,107
115
SOLVED PROBLEM CASE DATA
SOCIAL PROBLEM PATTERN DATA
TECHNOLOGY AND PRODUCT DATA
BUSINESS FIELD-BASED PROBLEM PATTERN DATA
120
DATA SERVER
400
IDEA BRUSH-UP
"BRUSH UP ON IDEA 1."
401
"LET'S TAKE A LOOK AT CASES."
"LET'S TAKE A LOOK AT TECHNOLOGIES AND PRODUCTS."
"LET'S TAKE A LOOK AT SOCIAL PROBLEMS."
"LET'S TAKE A LOOK AT PROBLEM DATA."
402
403
PROCESSING 6
SWITCH DATABASE TO BE SEARCHED IN RESPONSE TO INPUT TRIGGER, AND SEARCH FOR RELEVANT INFORMATION
404
DISPLAY SEARCH RESULT
REPEAT UNTIL THERE ARE NO IDEAS LEFT TO BRUSH UP
405

*Fig. 4*

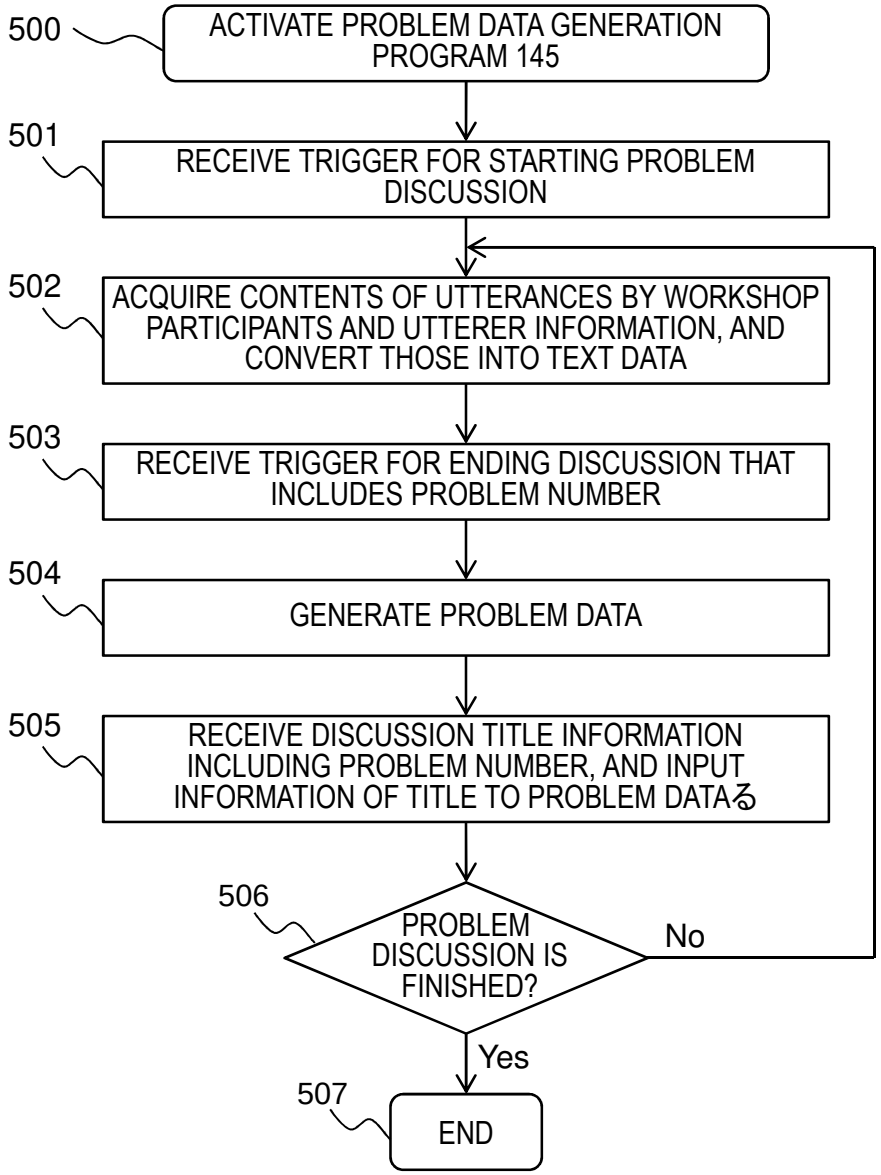
500
ACTIVATE PROBLEM DATA GENERATION PROGRAM 145
501
RECEIVE TRIGGER FOR STARTING PROBLEM DISCUSSION
502
ACQUIRE CONTENTS OF UTTERANCES BY WORKSHOP PARTICIPANTS AND UTTERER INFORMATION, AND CONVERT THOSE INTO TEXT DATA
503
RECEIVE TRIGGER FOR ENDING DISCUSSION THAT INCLUDES PROBLEM NUMBER
504
GENERATE PROBLEM DATA
505
RECEIVE DISCUSSION TITLE INFORMATION INCLUDING PROBLEM NUMBER, AND INPUT INFORMATION OF TITLE TO PROBLEM DATAる
506
PROBLEM DISCUSSION IS FINISHED?
No
Yes
507
END

*Fig. 5*

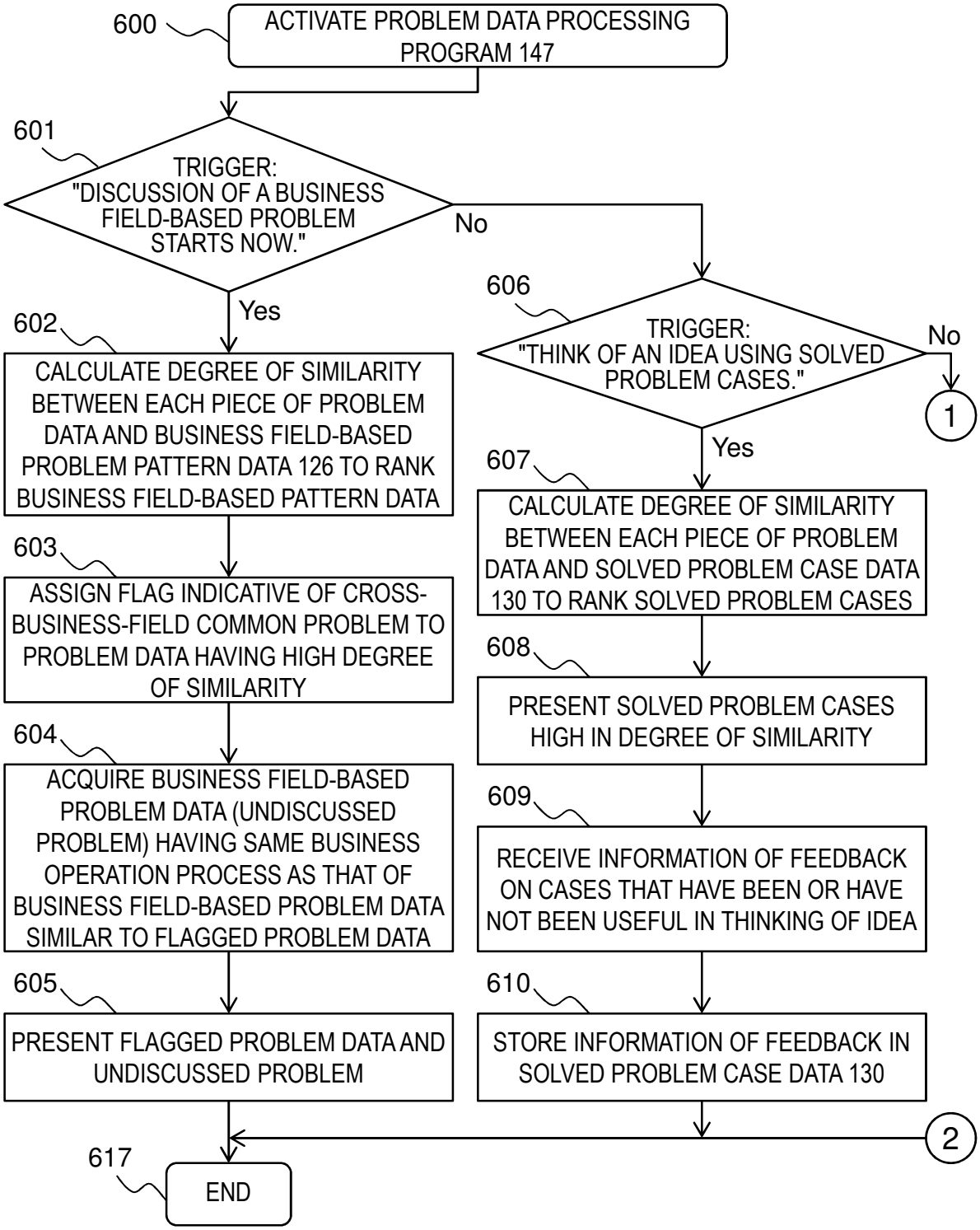
600
ACTIVATE PROBLEM DATA PROCESSING PROGRAM 147
601
TRIGGER: "DISCUSSION OF A BUSINESS FIELD-BASED PROBLEM STARTS NOW."
No
Yes
602
CALCULATE DEGREE OF SIMILARITY BETWEEN EACH PIECE OF PROBLEM DATA AND BUSINESS FIELD-BASED PROBLEM PATTERN DATA 126 TO RANK BUSINESS FIELD-BASED PATTERN DATA
603
ASSIGN FLAG INDICATIVE OF CROSS-BUSINESS-FIELD COMMON PROBLEM TO PROBLEM DATA HAVING HIGH DEGREE OF SIMILARITY
604
ACQUIRE BUSINESS FIELD-BASED PROBLEM DATA (UNDISCUSSED PROBLEM) HAVING SAME BUSINESS OPERATION PROCESS AS THAT OF BUSINESS FIELD-BASED PROBLEM DATA SIMILAR TO FLAGGED PROBLEM DATA
605
PRESENT FLAGGED PROBLEM DATA AND UNDISCUSSED PROBLEM
606
TRIGGER: "THINK OF AN IDEA USING SOLVED PROBLEM CASES."
No
1
Yes
607
CALCULATE DEGREE OF SIMILARITY BETWEEN EACH PIECE OF PROBLEM DATA AND SOLVED PROBLEM CASE DATA 130 TO RANK SOLVED PROBLEM CASES
608
PRESENT SOLVED PROBLEM CASES HIGH IN DEGREE OF SIMILARITY
609
RECEIVE INFORMATION OF FEEDBACK ON CASES THAT HAVE BEEN OR HAVE NOT BEEN USEFUL IN THINKING OF IDEA
610
STORE INFORMATION OF FEEDBACK IN SOLVED PROBLEM CASE DATA 130
2
617
END

*Fig. 6A*

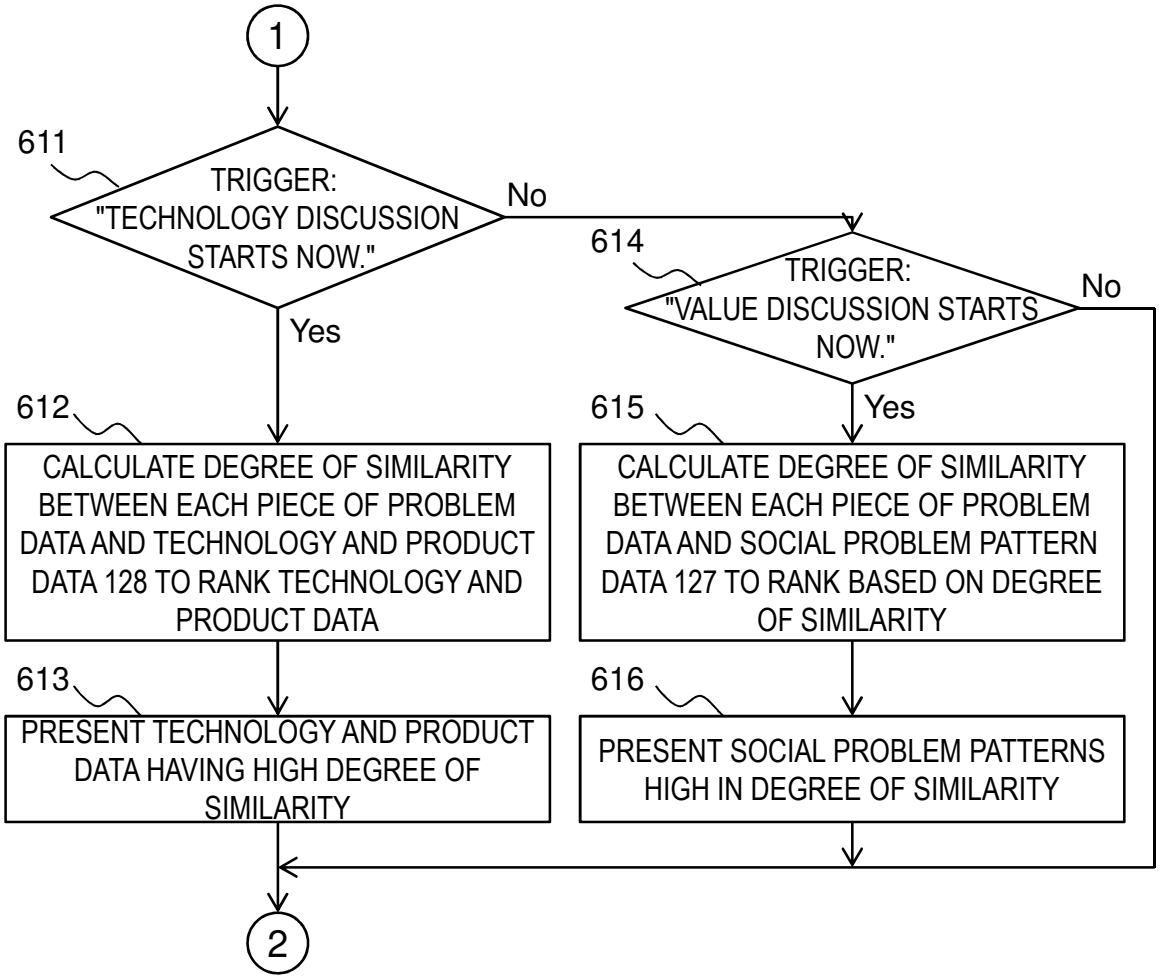
1
611
TRIGGER: "TECHNOLOGY DISCUSSION STARTS NOW."
No
614
TRIGGER: "VALUE DISCUSSION STARTS NOW."
No
Yes
612
CALCULATE DEGREE OF SIMILARITY BETWEEN EACH PIECE OF PROBLEM DATA AND TECHNOLOGY AND PRODUCT DATA 128 TO RANK TECHNOLOGY AND PRODUCT DATA
615
Yes
CALCULATE DEGREE OF SIMILARITY BETWEEN EACH PIECE OF PROBLEM DATA AND SOCIAL PROBLEM PATTERN DATA 127 TO RANK BASED ON DEGREE OF SIMILARITY
613
PRESENT TECHNOLOGY AND PRODUCT DATA HAVING HIGH DEGREE OF SIMILARITY
616
PRESENT SOCIAL PROBLEM PATTERNS HIGH IN DEGREE OF SIMILARITY
2

*Fig. 6B*

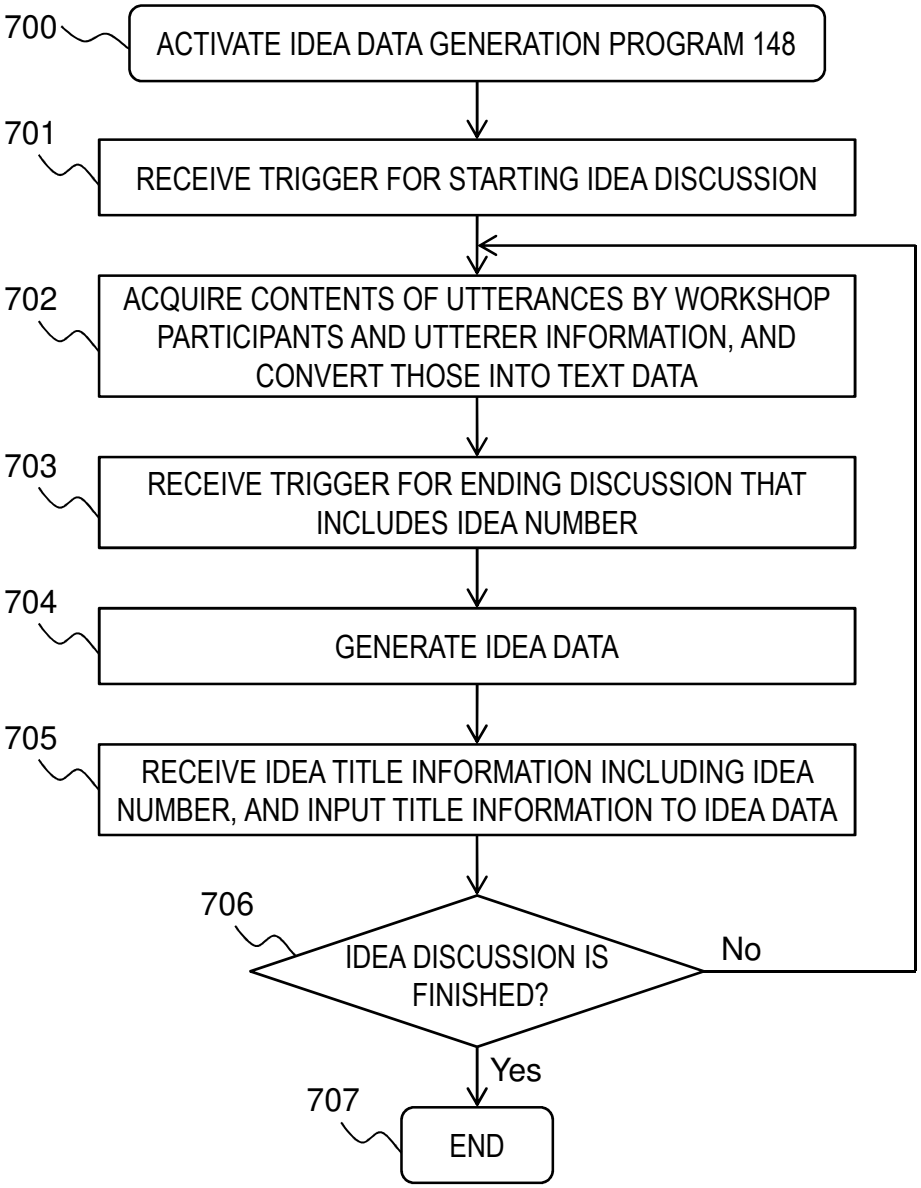
700
ACTIVATE IDEA DATA GENERATION PROGRAM 148
701
RECEIVE TRIGGER FOR STARTING IDEA DISCUSSION
702
ACQUIRE CONTENTS OF UTTERANCES BY WORKSHOP PARTICIPANTS AND UTTERER INFORMATION, AND CONVERT THOSE INTO TEXT DATA
703
RECEIVE TRIGGER FOR ENDING DISCUSSION THAT INCLUDES IDEA NUMBER
704
GENERATE IDEA DATA
705
RECEIVE IDEA TITLE INFORMATION INCLUDING IDEA NUMBER, AND INPUT TITLE INFORMATION TO IDEA DATA
706
IDEA DISCUSSION IS FINISHED?
No
Yes
707
END

*Fig. 7*

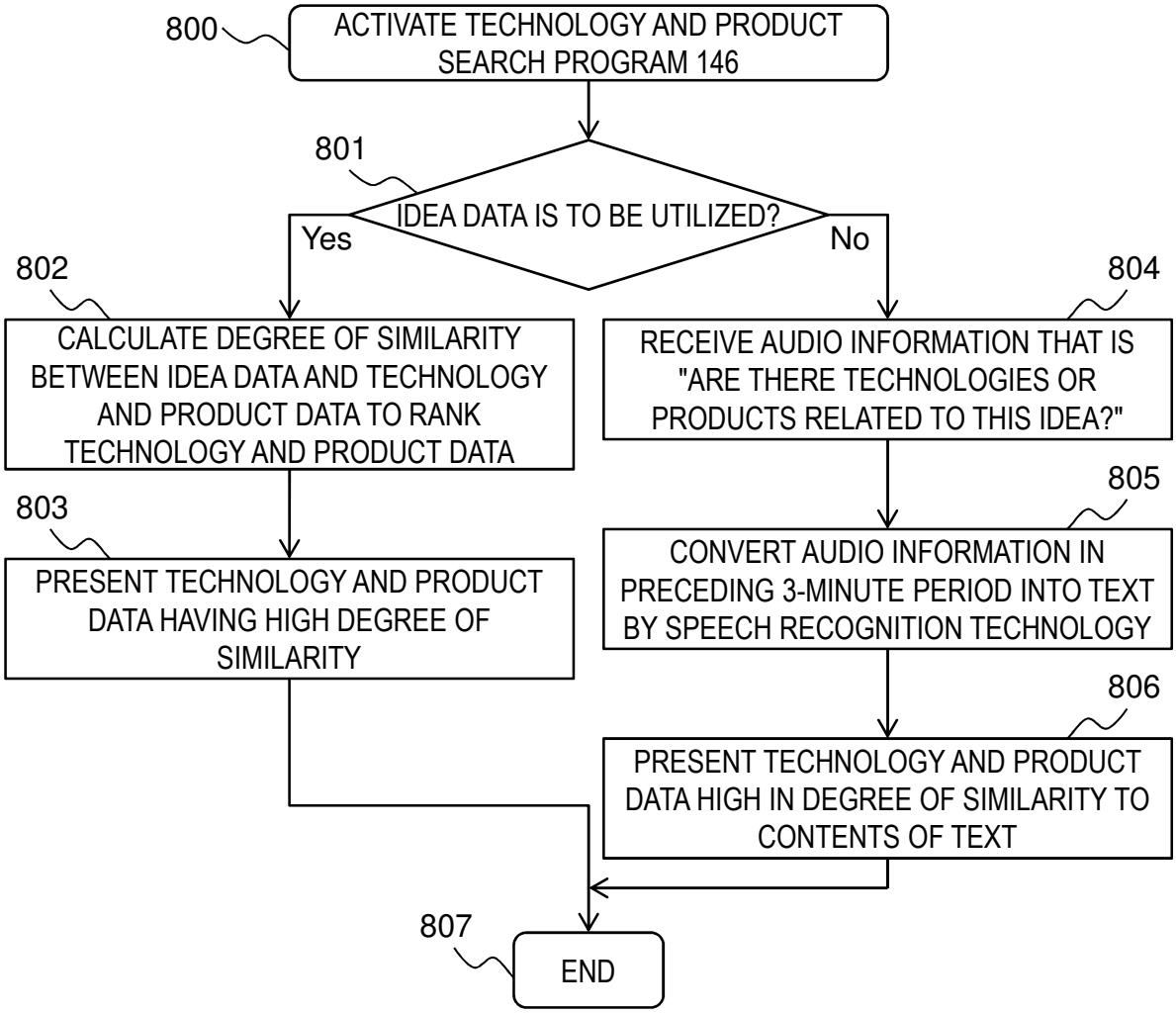
800
ACTIVATE TECHNOLOGY AND PRODUCT SEARCH PROGRAM 146
801
IDEA DATA IS TO BE UTILIZED?
Yes
No
802
CALCULATE DEGREE OF SIMILARITY BETWEEN IDEA DATA AND TECHNOLOGY AND PRODUCT DATA TO RANK TECHNOLOGY AND PRODUCT DATA
803
PRESENT TECHNOLOGY AND PRODUCT DATA HAVING HIGH DEGREE OF SIMILARITY
804
RECEIVE AUDIO INFORMATION THAT IS "ARE THERE TECHNOLOGIES OR PRODUCTS RELATED TO THIS IDEA?"
805
CONVERT AUDIO INFORMATION IN PRECEDING 3-MINUTE PERIOD INTO TEXT BY SPEECH RECOGNITION TECHNOLOGY
806
PRESENT TECHNOLOGY AND PRODUCT DATA HIGH IN DEGREE OF SIMILARITY TO CONTENTS OF TEXT
807
END

*Fig. 8*

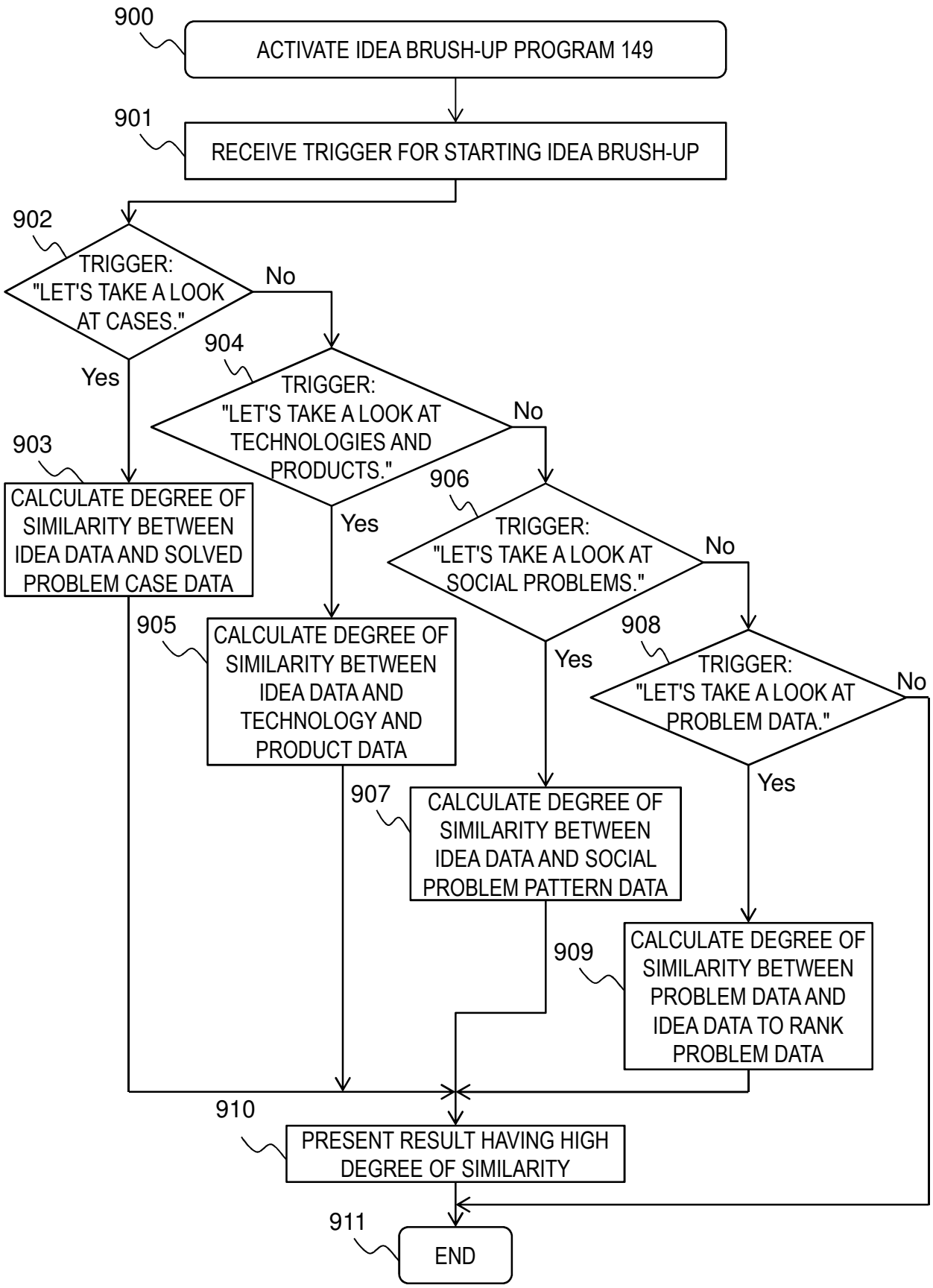
900
ACTIVATE IDEA BRUSH-UP PROGRAM 149
901
RECEIVE TRIGGER FOR STARTING IDEA BRUSH-UP
902
TRIGGER: "LET'S TAKE A LOOK AT CASES."
No
Yes
904
TRIGGER: "LET'S TAKE A LOOK AT TECHNOLOGIES AND PRODUCTS."
No
Yes
903
CALCULATE DEGREE OF SIMILARITY BETWEEN IDEA DATA AND SOLVED PROBLEM CASE DATA
906
TRIGGER: "LET'S TAKE A LOOK AT SOCIAL PROBLEMS."
No
Yes
905
CALCULATE DEGREE OF SIMILARITY BETWEEN IDEA DATA AND TECHNOLOGY AND PRODUCT DATA
908
TRIGGER: "LET'S TAKE A LOOK AT PROBLEM DATA."
No
Yes
907
CALCULATE DEGREE OF SIMILARITY BETWEEN IDEA DATA AND SOCIAL PROBLEM PATTERN DATA
909
CALCULATE DEGREE OF SIMILARITY BETWEEN PROBLEM DATA AND IDEA DATA TO RANK PROBLEM DATA
910
PRESENT RESULT HAVING HIGH DEGREE OF SIMILARITY
911
END

*Fig. 9*

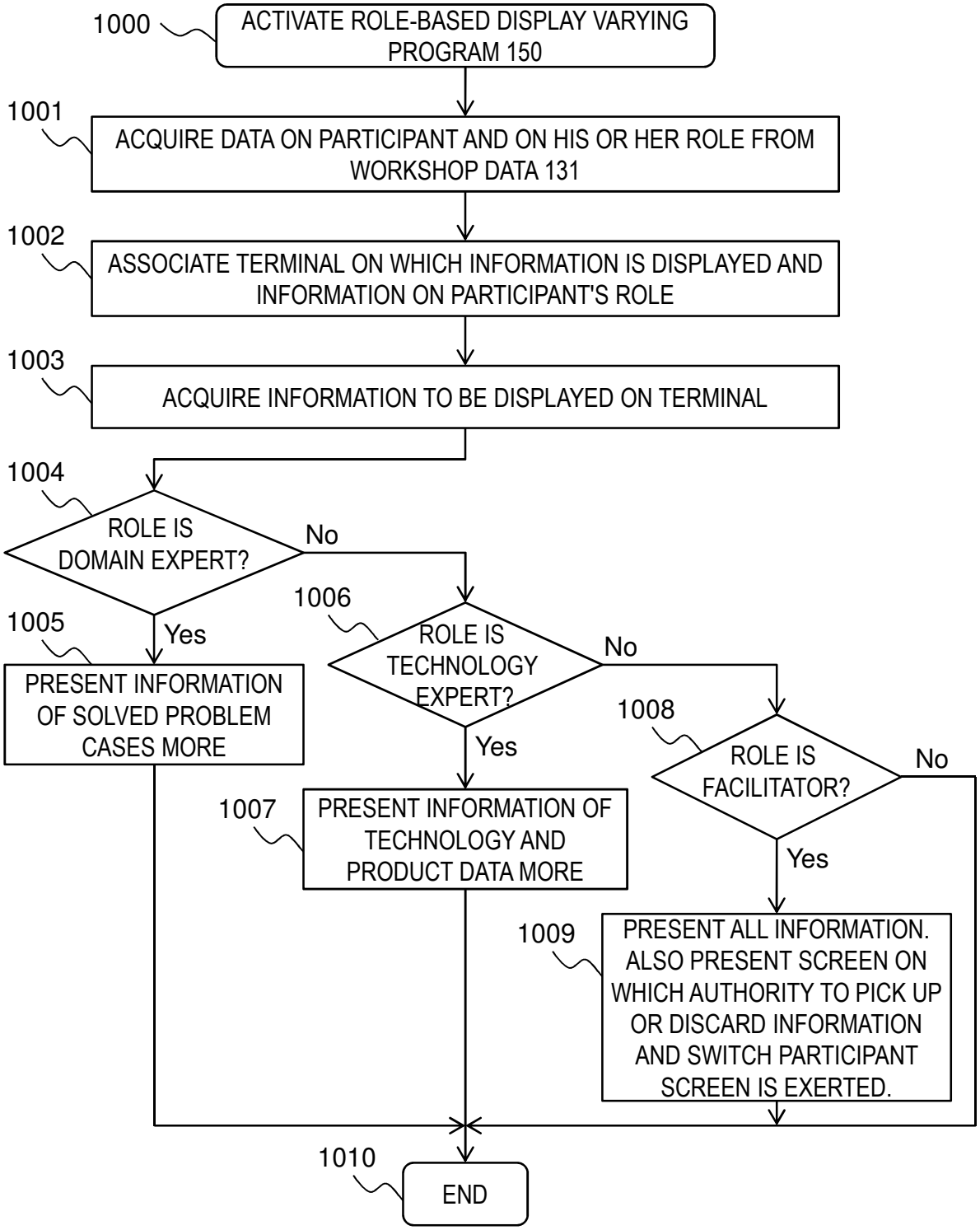
1000
ACTIVATE ROLE-BASED DISPLAY VARYING PROGRAM 150
1001
ACQUIRE DATA ON PARTICIPANT AND ON HIS OR HER ROLE FROM WORKSHOP DATA 131
1002
ASSOCIATE TERMINAL ON WHICH INFORMATION IS DISPLAYED AND INFORMATION ON PARTICIPANT'S ROLE
1003
ACQUIRE INFORMATION TO BE DISPLAYED ON TERMINAL
1004
ROLE IS DOMAIN EXPERT?
No
Yes
1005
PRESENT INFORMATION OF SOLVED PROBLEM CASES MORE
1006
ROLE IS TECHNOLOGY EXPERT?
No
Yes
1007
PRESENT INFORMATION OF TECHNOLOGY AND PRODUCT DATA MORE
1008
ROLE IS FACILITATOR?
No
Yes
1009
PRESENT ALL INFORMATION. ALSO PRESENT SCREEN ON WHICH AUTHORITY TO PICK UP OR DISCARD INFORMATION AND SWITCH PARTICIPANT SCREEN IS EXERTED.
1010
END

*Fig. 10*

125

| 1101 WORKSHOP ID | 1102 PROBLEM ID | 1103 PROBLEM NUMBER | 1104 TEXT DATA AND UTTERER | 1105 PROBLEM TITLE | ... |
|---|---|---|---|---|---|
| 10001 | 20001 | 1 | This is a problem called ***. (utterer a) | PROBLEM ABOUT *** | ... |
| 10001 | 20002 | 2 | I think there is a problem of ---. (utterer b) I agree that there is such a problem (utterer c) | PROBLEM ABOUT --- | ... |
| 10001 | 20003 | 3 | I think the problem is xxx. (utterer unknown) | XX PROBLEM | ... |
| ... | ... | ... | ... | ... | ... |

PROBLEM DATA

*Fig. 11*

126

| 1201 | 1202 | 1203 | 1204 | 1205 | 1206 | |
|---|---|---|---|---|---|---|
| BUSINESS FIELD-BASED PROBLEM PATTERN DATA ID | BUSINESS FIELD | BUSINESS OPERATION PROCESS | TARGET | TARGET | TECHNOLOGY AND PRODUCT | ··· |
| 00001 | MANUFAC TURING | SELLING AND CUSTOMER SUPPORT | SALESPERS ON | NO SALES KNOW-HOW | ** LEARNING SERVICE | ··· |
| 00002 | MANUFAC TURING | DISTRIBUTION | BUSINESS MANAGER | HIGH LOGISTICS COST | ** OPTIMIZATION TECHNOLOGY | ··· |
| 00003 | FINANCE | ** SCREENING | SALESPERS ON | CUMBERSOME PROCEDURE OF ** SCREENING | RPA SERVICE FOR ** SCREENING FORMS | ··· |
| ··· | ··· | ··· | ··· | ··· | ··· | ··· |

BUSINESS FIELD-BASED PROBLEM PATTERN DATA

*Fig. 12*

127

| 1301 | 1302 | 1303 | 1304 | 1304 | |
|---|---|---|---|---|---|
| SOCIAL PROBLEM PATTERN DATA ID | SOCIAL PROBLEM | PROBLEM DETAILS | KPI 1 DESIGNED TO SOLVE PROBLEM | KPI 2 DESIGNED TO SOLVE PROBLEM | ··· |
| 00001 | POVERTY | MAKE SURE NO ONE IS FORCED TO LIVE ON 100 YEN OR LESS A DAY | PROPORTION OF POVERTY GROUP | ··· | ··· |
| 00002 | POVERTY | CREATE FRAMEWORK FOR INVESTMENT TO ERADICATE POVERTY | CAPITAL INVESTMENT TO POVERTY GROUP | ··· | ··· |
| 00003 | ENERGY | PROMOTE INVESTMENT TO RENEWABLE ENERGY | AMOUNT OF INVESTMENT TO RENEWABLE ENERGY | ··· | ··· |
| ··· | ··· | ··· | ··· | ··· | ··· |

SOCIAL PROBLEM PATTERN DATA

*Fig. 13*

128

| 1401 | 1402 | 1403 | 1404 | 1405 | 1406 | |
|---|---|---|---|---|---|---|
| TECHNOLOGY AND PRODUCT DATA ID | BUSINESS FIELD | TECHNOLOGY AND PRODUCT NAME | OUTLINE | PROBLEM | FEATURE | ... |
| 00001 | FINANCE | ** TECHNOLOGY | $$ TECHNOLOGY FOR ** THAT UTILIZES -- | XX COST IN ** | REDUCTION OF XX COST | ... |
| 00002 | HEALTHCARE | -- OPTIMIZATION SERVICE | OPTIMIZATION OF -- FOR ** | LARGE WASTE OF -- | ELIMINATE WASTE BY OPTIMIZING -- | ... |
| 00003 | SERVICE INDUSTRY | ** PLATFORM SERVICE | -- SERVICE UTILIZING ** PLATFORM | HIGH COST TO LAUNCH -- SERVICE | INEXPENSIVE AND SECURE -- SERVICE CAN BE LAUNCHED | ... |
| ... | ... | ... | ... | ... | ... | ... |

TECHNOLOGY AND PRODUCT DATA

*Fig. 14*

129

| 1501 IDEA ID | 1502 WORKSHOP ID | 1503 IDEA NUMBER | 1504 IDEA NAME | 1505 DETAILS | 1506 CONCEPTOR | 1507 TEXT | 1508 SOLVED PROBLEM | 1509 TECHNOLOGY AND PRODUCT | ... |
|---|---|---|---|---|---|---|---|---|---|
| 10001 | 00001 | 1 | ** SERVICE | SERVICE IN WHICH ** IS EXECUTED BY PERFORMING ** ON -- | TARO XX | BY PERFORMING ** ON --, ** IS... | -- COST IS HIGH | ** TECHNOLOGY | ... |
| 10002 | 00001 | 2 | -- SERVICE | SERVICE FOR REDUCING -- | JIRO XX | SERVICE FOR REDUCING -- WITH RESPECT TO PROBLEM OF -- | -- IS BOTTLENECK | -- TECHNOLOGY | ... |
| ... | ... | ... | ... | ... | ... | ... | ... | ... | ... |

IDEA DATA

*Fig. 15*

130

| 1601 CASE ID | 1602 CASE NAME | 1603 CATEGORY | 1604 OUTLINE | 1605 PROBLEM | 1606 SOLUTION | 1607 TECHNOLOGY | 1608 DATA | 1609 FEEDBACK | ... |
|---|---|---|---|---|---|---|---|---|---|
| 00001 | OPTIMIZATION OF ** | MANU-FACTURING | XX WAS OPTIMIZED BY USING -- ON ** | LOW PRODUCTION EFFICIENCY DUE TO BOTTLENECK CAUSED BY -- OF ** | OPTIMIZE -- USING XX | -- OPTIMIZATION TECHNOLOGY | ** CAPACITY UTILIZATION RATIO | 10 POINTS | ... |
| 00002 | -- ASSISTANCE SERVICE | HEALTH-CARE | ASSISTANCE SERVICE FOR -- | LABOR SHORTAGE IN -- BUSINESS | MATCHING OF REGISTERED SUBSTITUTE WORKERS | -- MATCHING TECHNOLOGY | -- DATA | 5 POINTS | ... |
| 00003 | DETECTION OF FRAUD IN -- | FINANCE | FRAUD DETECTION SERVICE FOR -- | DAMAGE FROM UNAUTHORIZED TRANSACTION IN -- | FRAUD DETECTION USING XX TECHNOLOGY | XX TECHNOLOGY | -- TRANSACTION DATA | 3 POINTS | ... |
| ... | ... | ... | ... | ... | ... | ... | ... | ... | ... |

SOLVED PROBLEM CASE DATA

*Fig. 16*

131

| 1701 | 1702 | 1703 | 1704 | 1705 | 1706 | 1707 | 1708 | |
|---|---|---|---|---|---|---|---|---|
| WORKSHOP ID | WORKSHOP NAME | CATEGORY | FACILITATOR | PARTICIPANT 1 | ROLE 1 | PARTICIPANT 2 | ROLE 2 | ・・・ |
| 00001 | ** WORKSHOP | MANUFACTURING | TARO XX | JIRO XX | TECHNOLOGY EXPERT | SABURO XX | DOMAIN EXPERT | ・・・ |
| 00002 | -- WORKSHOP | HEALTHCARE | SHIRO XX | HANAKO XX | DOMAIN EXPERT | GORO XX | TECHNOLOGY EXPERT | ・・・ |
| ・・・ | ・・・ | ・・・ | ・・・ | ・・・ | ・・・ | ・・・ | ・・・ | ・・・ |

WORKSHOP DATA

*Fig. 17*

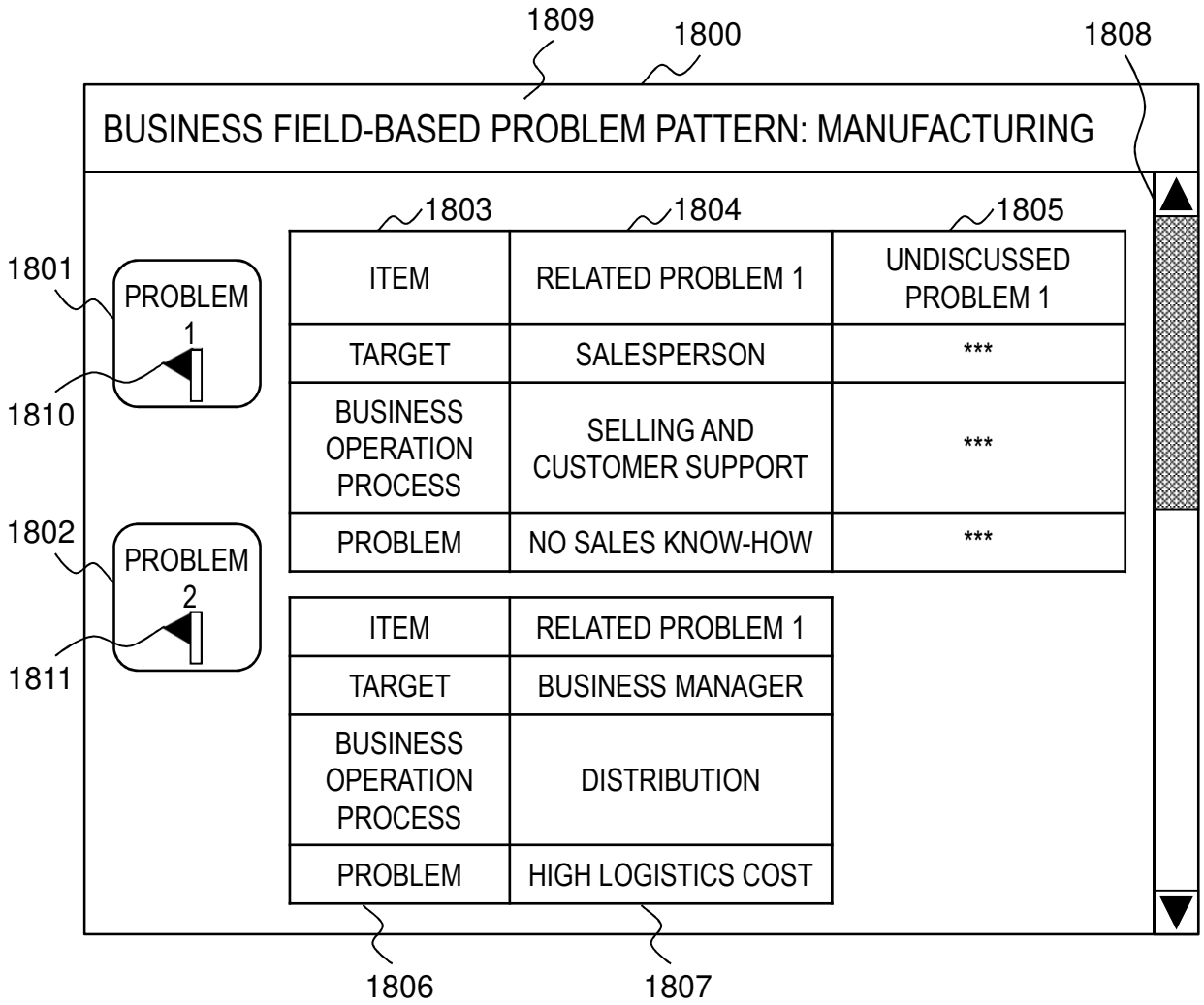
1809
1800
1808
BUSINESS FIELD-BASED PROBLEM PATTERN: MANUFACTURING
1803
1804
1805
1801
PROBLEM 1
1810
1802
PROBLEM 2
1811
ITEM
RELATED PROBLEM 1
UNDISCUSSED PROBLEM 1
TARGET
SALESPERSON
***
BUSINESS OPERATION PROCESS
SELLING AND CUSTOMER SUPPORT
***
PROBLEM
NO SALES KNOW-HOW
***
ITEM
RELATED PROBLEM 1
TARGET
BUSINESS MANAGER
BUSINESS OPERATION PROCESS
DISTRIBUTION
PROBLEM
HIGH LOGISTICS COST
1806
1807

*Fig. 18*

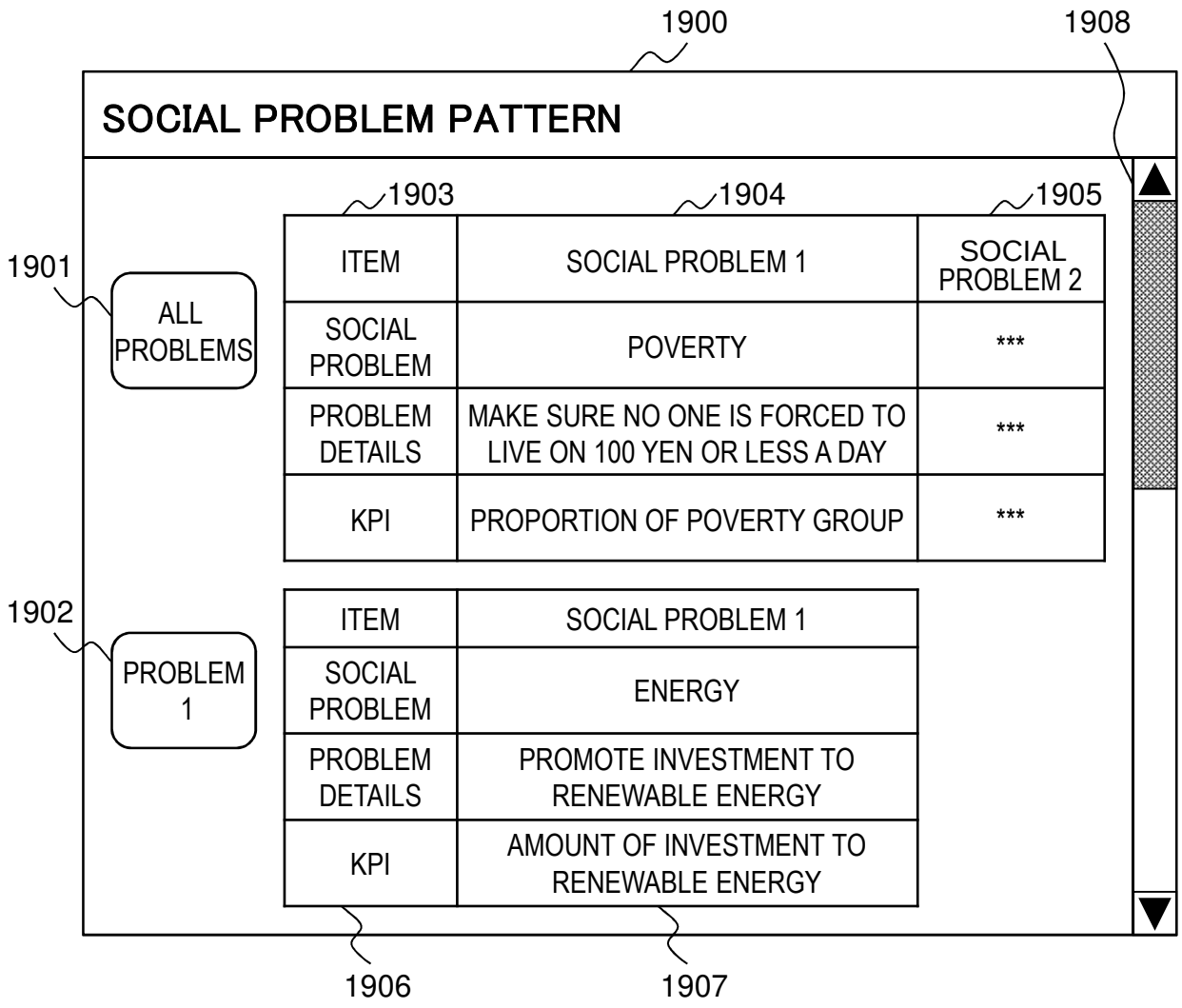
1900
1908
SOCIAL PROBLEM PATTERN
1903
1904
1905
1901
ALL PROBLEMS
ITEM
SOCIAL PROBLEM 1
SOCIAL PROBLEM 2
SOCIAL PROBLEM
POVERTY
***
PROBLEM DETAILS
MAKE SURE NO ONE IS FORCED TO LIVE ON 100 YEN OR LESS A DAY
***
KPI
PROPORTION OF POVERTY GROUP
***
1902
PROBLEM 1
ITEM
SOCIAL PROBLEM 1
SOCIAL PROBLEM
ENERGY
PROBLEM DETAILS
PROMOTE INVESTMENT TO RENEWABLE ENERGY
KPI
AMOUNT OF INVESTMENT TO RENEWABLE ENERGY
1906
1907

*Fig. 19*

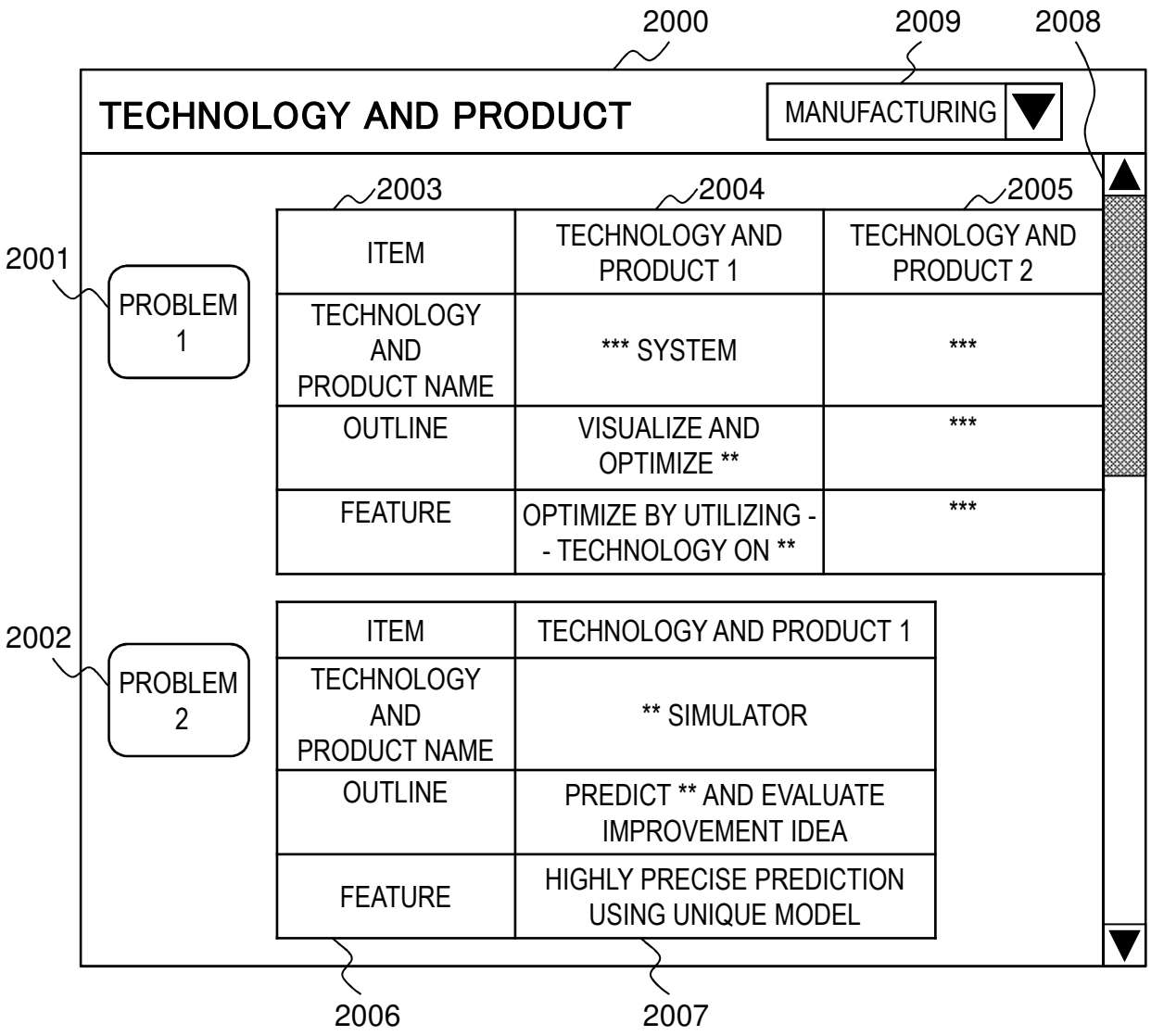
2000
2009
2008
TECHNOLOGY AND PRODUCT
MANUFACTURING
2003
2004
2005
2001
PROBLEM 1
ITEM
TECHNOLOGY AND PRODUCT 1
TECHNOLOGY AND PRODUCT 2
TECHNOLOGY AND PRODUCT NAME
*** SYSTEM
***
OUTLINE
VISUALIZE AND OPTIMIZE **
***
FEATURE
OPTIMIZE BY UTILIZING -- TECHNOLOGY ON **
***
2002
PROBLEM 2
ITEM
TECHNOLOGY AND PRODUCT 1
TECHNOLOGY AND PRODUCT NAME
** SIMULATOR
OUTLINE
PREDICT ** AND EVALUATE IMPROVEMENT IDEA
FEATURE
HIGHLY PRECISE PREDICTION USING UNIQUE MODEL
2006
2007

*Fig. 20*

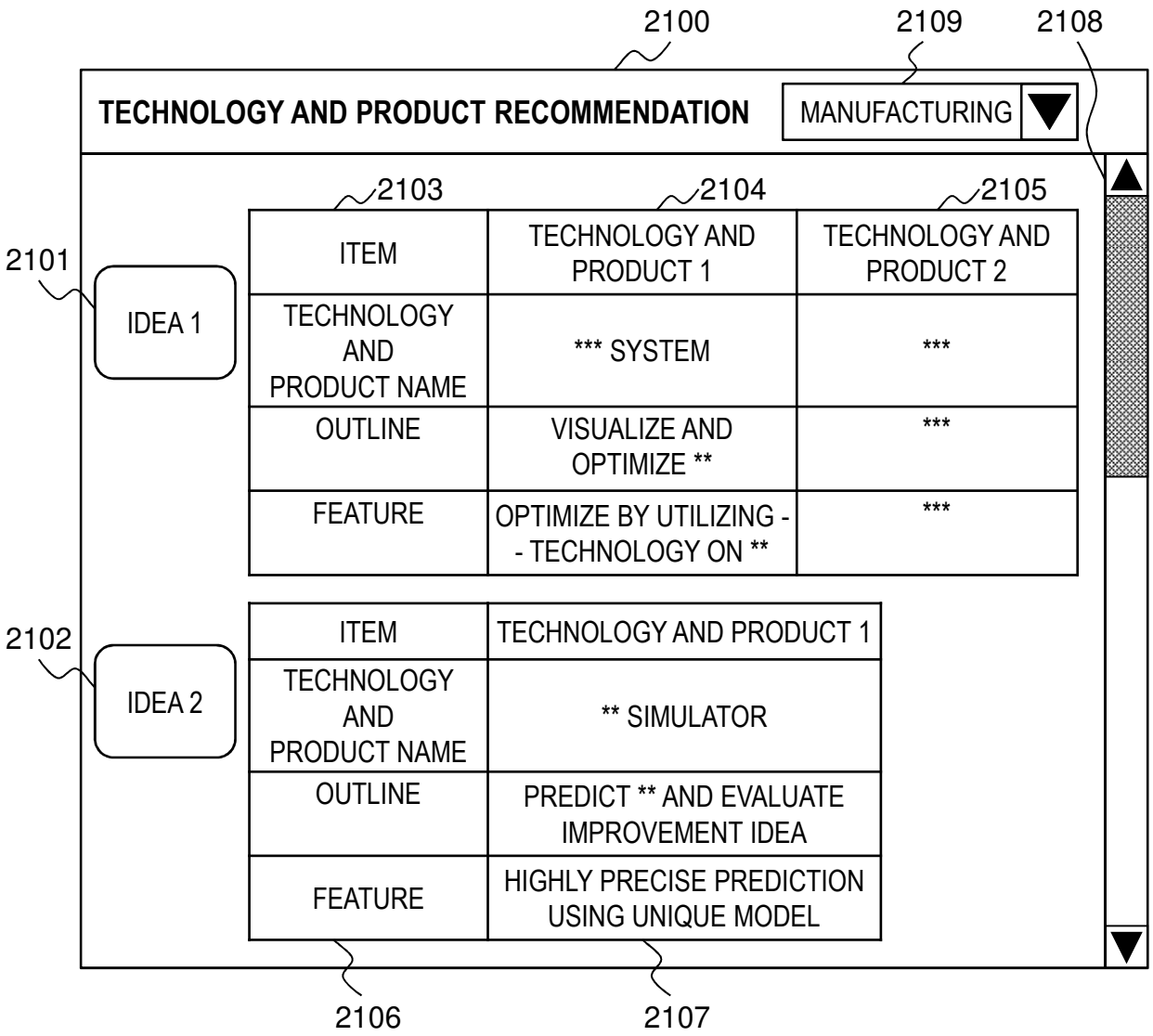
2100
2109
2108
TECHNOLOGY AND PRODUCT RECOMMENDATION
MANUFACTURING
2103
2104
2105
2101
IDEA 1
ITEM
TECHNOLOGY AND PRODUCT 1
TECHNOLOGY AND PRODUCT 2
TECHNOLOGY AND PRODUCT NAME
*** SYSTEM
***
OUTLINE
VISUALIZE AND OPTIMIZE **
***
FEATURE
OPTIMIZE BY UTILIZING -- TECHNOLOGY ON **
***
2102
IDEA 2
ITEM
TECHNOLOGY AND PRODUCT 1
TECHNOLOGY AND PRODUCT NAME
** SIMULATOR
OUTLINE
PREDICT ** AND EVALUATE IMPROVEMENT IDEA
FEATURE
HIGHLY PRECISE PREDICTION USING UNIQUE MODEL
2106
2107

*Fig. 21*

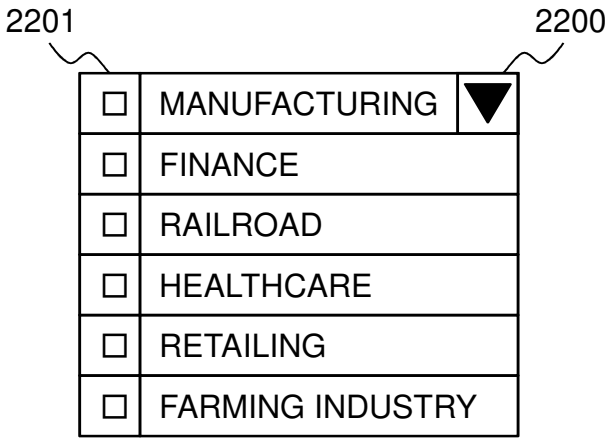
2201
2200
MANUFACTURING
FINANCE
RAILROAD
HEALTHCARE
RETAILING
FARMING INDUSTRY

*Fig. 22*

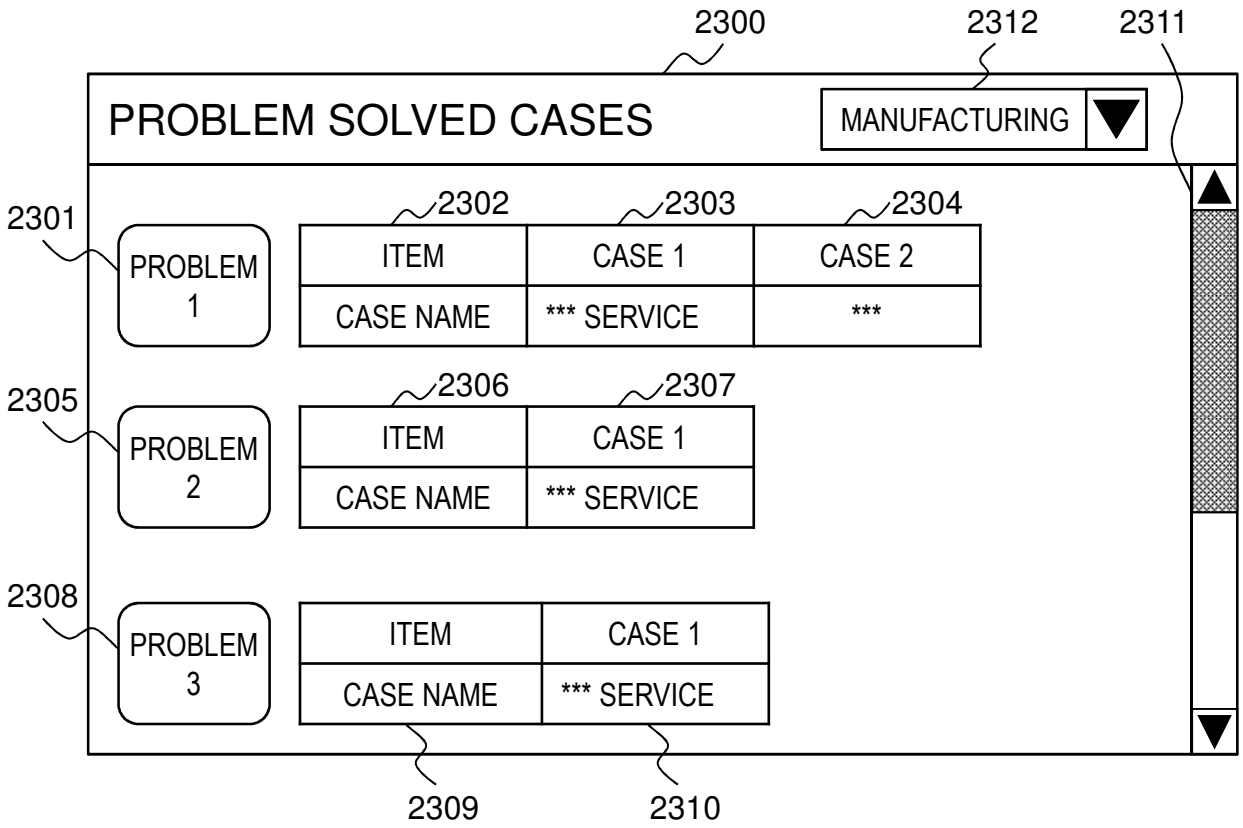
2300
2312
2311
PROBLEM SOLVED CASES
MANUFACTURING
2301
PROBLEM 1
2302
2303
2304
ITEM
CASE 1
CASE 2
CASE NAME
*** SERVICE
***
2305
PROBLEM 2
2306
2307
ITEM
CASE 1
CASE NAME
*** SERVICE
2308
PROBLEM 3
ITEM
CASE 1
CASE NAME
*** SERVICE
2309
2310

*Fig. 23*

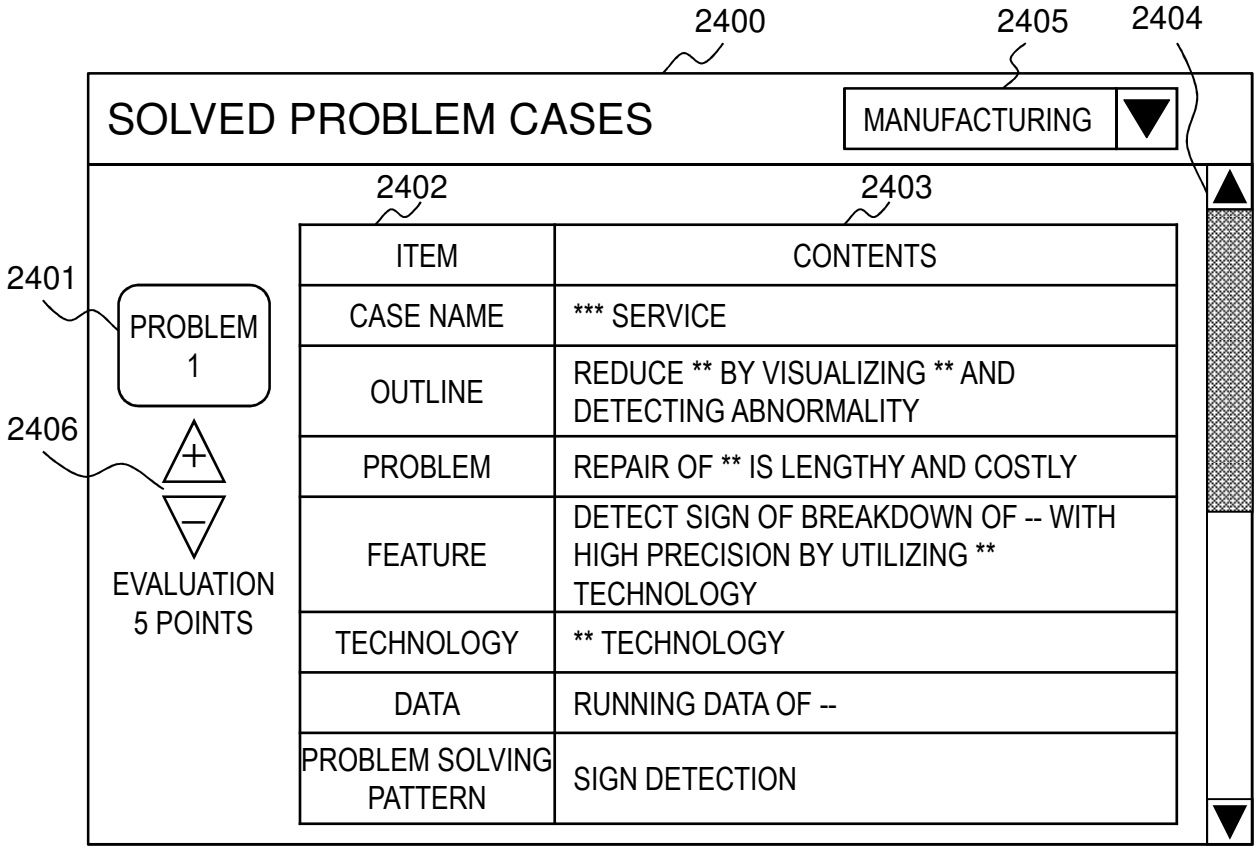
2400
2405
2404
SOLVED PROBLEM CASES
MANUFACTURING
2401
PROBLEM 1
2402
2403
2406
EVALUATION 5 POINTS
ITEM
CONTENTS
CASE NAME
*** SERVICE
OUTLINE
REDUCE ** BY VISUALIZING ** AND DETECTING ABNORMALITY
PROBLEM
REPAIR OF ** IS LENGTHY AND COSTLY
FEATURE
DETECT SIGN OF BREAKDOWN OF -- WITH HIGH PRECISION BY UTILIZING ** TECHNOLOGY
TECHNOLOGY
** TECHNOLOGY
DATA
RUNNING DATA OF --
PROBLEM SOLVING PATTERN
SIGN DETECTION

*Fig. 24*

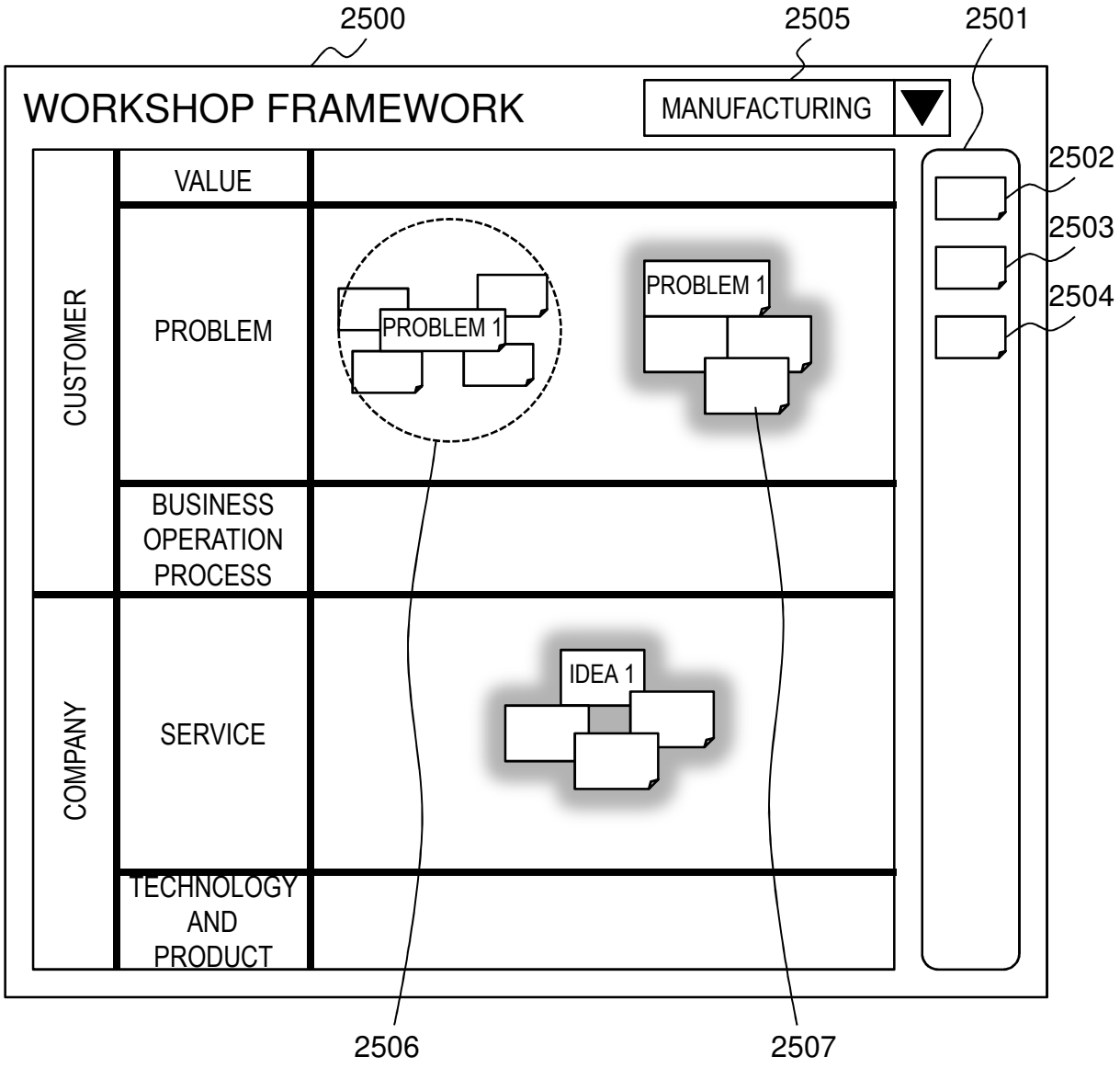
2500
2505
2501
WORKSHOP FRAMEWORK
MANUFACTURING
2502
2503
2504
CUSTOMER
VALUE
PROBLEM
PROBLEM 1
PROBLEM 1
BUSINESS OPERATION PROCESS
COMPANY
SERVICE
IDEA 1
TECHNOLOGY AND PRODUCT
2506
2507

*Fig. 25*