We claim:

1. A co-formulation comprising:

a C5 iRNA which is a salt form of a double-stranded ribonucleic acid (dsRNA) agent comprising a sense strand and an antisense strand, wherein the antisense strand comprises a region of complementarity comprising at least 17 contiguous nucleotides differing by no more than 3 nucleotides from the nucleotide sequence of 5'-UAUUAUAAAAAUAUCUUGCUUUU-3' (SEQ ID NO: 364), and wherein the dsRNA agent comprises at least one modified nucleotide; and

an antibody or antigen-binding fragment thereof that binds specifically to C5 (anti-C5) which is isolated from a mammalian host cell which contains beta-hexosaminidase; having a pH which is greater than or is less than about 6, which is within not less than about 0.2 of 6; and a pharmaceutically acceptable carrier; wherein the formulation has no more than about 2.1 parts per million (ppm) molar ratio of beta-hexosaminidase to said antibody or antigen-binding fragment thereof.

2. A co-formulation comprising:

from about 20 mg/ml to about 100 mg/ml, or about 20 mg/ml, 25 mg/ml, 30 mg/ml, 35 mg/ml, 40 mg/ml, 45 mg/ml, 50 mg/ml, 55 mg/ml, 60 mg/ml, 65 mg/ml, 70 mg/ml, 75 mg/ml, 80 mg/ml, 85 mg/ml, 90 mg/ml, 95 mg/ml, 100 mg/ml, 105 mg/ml, 110 mg/ml, 115 mg/ml, 120 mg/ml, 125 mg/ml, 130 mg/ml, 135 mg/ml, 140 mg/ml, 145 mg/ml, 150 mg/ml, 155 mg/ml, 160 mg/ml, 165 mg/ml, 170 mg/ml, 175 mg/ml, 180 mg/ml, 185 mg/ml, 190 mg/ml, 195 mg/ml, 200 mg/ml, 205 mg/ml, 210 mg/ml, 215 mg/ml, 220 mg/ml, 225 mg/ml, 230 mg/ml, 235 mg/ml, 240 mg/ml, 245 mg/ml, 250 mg/ml, 255 mg/ml, 260 mg/ml, 265 mg/ml, 270 mg/ml, 275 mg/ml, 280 mg/ml, 285 mg/ml, 290 mg/ml, 295 mg/ml, 300 mg/ml, 305 mg/ml, 310 mg/ml, 315 mg/ml, 320 mg/ml, 325 mg/ml, 330 mg/ml, 335 mg/ml, 340 mg/ml, 345 mg/ml, 350 mg/ml, 355 mg/ml, 360 mg/ml, 365 mg/ml, 370 mg/ml, 375 mg/ml, 380 mg/ml, 385 mg/ml, 390 mg/ml, 395 mg/ml, or 400 mg/ml of a C5 iRNA which is a salt form of a double-stranded ribonucleic acid (dsRNA) agent comprising a sense strand and an antisense strand, wherein the antisense strand comprises a region of complementarity comprising at least 17 contiguous nucleotides differing by no more than 3 nucleotides from the nucleotide sequence of 5'-UAUUAUAAAAAUAUCUUGCUUUU-3' (SEQ ID NO: 364), and wherein the dsRNA agent comprises at least one modified nucleotide;

from about 90 mg/ml to about 275 mg/ml, or about 90 mg/ml, 91 mg/ml, 92 mg/ml, 93 mg/ml, 94 mg/ml, 95 mg/ml, 96 mg/ml, 97 mg/ml, 98 mg/ml, 99 mg/ml, 100 mg/ml, 101 mg/ml, 102

mg/ml, 103 mg/ml, 104 mg/ml, 105 mg/ml, 106 mg/ml, 107 mg/ml, 108 mg/ml, 109 mg/ml, 110 mg/ml, 111 mg/ml, 112 mg/ml, 113 mg/ml, 114 mg/ml, 115 mg/ml, 116 mg/ml, 117 mg/ml, 118 mg/ml, 119 mg/ml, 120 mg/ml, 121 mg/ml, 122 mg/ml, 123 mg/ml, 124 mg/ml, 125 mg/ml, 126 mg/ml, 127 mg/ml, 128 mg/ml, 129 mg/ml, 130 mg/ml, 131 mg/ml, 132 mg/ml, 133 mg/ml, 134 mg/ml, 135 mg/ml, 136 mg/ml, 137 mg/ml, 138 mg/ml, 139 mg/ml, 140 mg/ml, 141 mg/ml, 142 mg/ml, 143 mg/ml, 144 mg/ml, 145 mg/ml, 146 mg/ml, 147 mg/ml, 148 mg/ml, 149 mg/ml, 150 mg/ml, 151 mg/ml, 152 mg/ml, 153 mg/ml, 154 mg/ml, 155 mg/ml, 156 mg/ml, 157 mg/ml, 158 mg/ml, 159 mg/ml, 160 mg/ml, 161 mg/ml, 162 mg/ml, 163 mg/ml, 164 mg/ml, 165 mg/ml, 166 mg/ml, 167 mg/ml, 168 mg/ml, 169 mg/ml, 170 mg/ml, 171 mg/ml, 172 mg/ml, 173 mg/ml, 174 mg/ml, 175 mg/ml, 176 mg/ml, 177 mg/ml, 178 mg/ml, 179 mg/ml, 180 mg/ml,181 mg/ml, 182 mg/ml, 183 mg/ml, 184 mg/ml, 185 mg/ml, 186 mg/ml, 187 mg/ml, 188 mg/ml, 189 mg/ml, 190 mg/ml, 191 mg/ml, 192 mg/ml, 193 mg/ml, 194 mg/ml, 195 mg/ml, 196 mg/ml, 197 mg/ml, 198 mg/ml, 199 mg/ml, 200 mg/ml, 211 mg/ml, 220 mg/ml, 242 mg/ml, or 274 mg/ml, or at least about 150 mg/ml, at least about 175 mg/ml, at least about 200 mg/ml, at least about 211 mg/ml, at least about 220 mg/ml, at least about 242 mg/ml, or at least about 274 mg/ml of an antibody or antigen-binding fragment thereof that binds specifically to C5;

from about 10 mM to about 35 mM, from about 35 mM to about 45 mM, from about 20 to about 50 mM, or about 20 mM, 25 mM, 30 mM, 35 mM, 40 mM, 45 mM, or 50 mM of a histidine-based buffer, a citrate-based buffer, a phosphate-based buffer, and/or an acetate-based buffer;

from about 5 mM to about 100 mM, from about 50 mM to about 75 mM, from about 20 mM to about 140 mM, or about 20 mM, 25 mM, 30 mM, 35 mM, 40 mM, 45 mM, 50 mM, 55 mM, 60 mM, 65 mM, 70 mM, 75 mM, 80 mM, 85 mM, 90 mM, 95 mM, 100 mM, 105 mM, 110 mM, 115 mM, 120 mM, 125 mM, 130 mM, 135 mM, or 140 mM of a viscosity reducer which is an inorganic salt, an amino acid, such as (D- or L-) arginine, L-arginine HCl, (D- or L-) alanine, proline, (D- or L-) valine, glycine, (D- or L-) serine, (D- or L-) phenylalanine, (D- or L-) lysine, and (D- or L-) glutamate, histidine, and salts thereof; NaCl, pyridoxamine, L-Ornithine, thiamine phosphoric acid ester chloride dihydrate, benzenesulfonic acid, pyridoxine, a dicarboxylic acid, an ester of citric acid and/or a xanthine, adipic acid, caffeine, and/or triethyl citrate;

from about 0.8 % to about 3.6%, or about 0.8%, 0.9%, 1.0%, 1.25%, 1.50%, 2.0%, 2.25%, 2.50%, 2.75%, 3.0%, 3.1%, 3.2%, 3.3%, 3.4%, 3.5%, or 3.6% (w/v) of a stabilizer which is a polyol, a sugar, trehalose, sorbitol, mannitol, taurine, propane sulfonic acid, L-proline, sucrose, glycerol, threitol, maltitol, polyethylene glycol (PEG), and/or PEG3350; and

about 0.025%, 0.05%, 0.075%, 0.1%, 0.125%, 0.15%, or 0.175% (w/v) of a non-ionic surfactant which is a polyoxyethylene glycol alkyl ether, glucoside alkyl ether, polyoxyethylene

glycol octylphenol ether, polyoxyethylene glycol alkylphenol ether, glycerol alkyl ester, polyoxyethylene glycol sorbitan alkyl ester, sorbitan alkyl ester, block copolymer of polypropylene glycol, block copolymer of polyethylene glycol, a polysorbate, octaethylene glycol monododecyl ether, pentaethylene glycol monododecyl ether, polyoxypropylene glycol alkyl ether, decyl glucoside, lauryl glucoside, octyl glucoside, triton X-100, nonoxynol-9, glyceryl laurate, cocamide MEA, cocamide DEA, dodecyldimethylamine oxide, poloxamer, polyethoxylated tallow amine (POEA), polysorbate-20 (PS20), and/or polysorbate-80 (PS80), and

wherein the co-formulation has a pH that is greater than or is less than about 6, which is within not less than about 0.2 of 6.

3. A co-formulation comprising:

a C5 iRNA which is a salt form of a double-stranded ribonucleic acid (dsRNA) agent comprising a sense strand and an antisense strand,

wherein the antisense strand comprises a region of complementarity comprising at least 17 contiguous nucleotides differing by no more than 3 nucleotides from the nucleotide sequence of 5'-UAUUAUAAAAAUAUCUUGCUUUU-3' (SEQ ID NO: 364), and wherein the dsRNA agent comprises at least one modified nucleotide; and

an antibody or antigen-binding fragment thereof that binds specifically to C5 (anti-C5), wherein the antibody or antigen-binding fragment thereof is isolated from a mammalian host cell that contains beta-hexosaminidase; having a pH of 6.5 ± 0.2; and a pharmaceutically acceptable carrier; wherein the formulation has no more than about 2.1 parts per million (ppm) molar ratio of beta-hexosaminidase to said antibody or antigen-binding fragment thereof.

4. The co-formulation of any one of claims 1-2, wherein said greater than or less than about 6 is greater than about 6.

5. The co-formulation of any one of claims 1-2, wherein said greater than or less than about 6 is less than about 6.

6. The co-formulation of claim 4 which is in an autoinjector.

7. The co-formulation of claim 4, wherein the pH is about 6.5.

8. The co-formulation of any one of claims 1-7, wherein the C5 iRNA is a double stranded RNA comprising a sense strand and an antisense strand, wherein
the sense strand comprises 5'-asasGfcAfaGfaUfAfUfuUfuuAfuAfaua-3' (SEQ ID NO: 406) and the antisense strand comprises 5'-usAfsUfuAfuaAfaAfauaUfcUfuGfcuususudTdT-3' (SEQ ID NO: 369)
wherein a, g, c, and u are 2'-O-methyl (2'-OMe) A, G, C, and U, respectively;
Af, Gf, Cf, and Uf are 2'-fluoro A, G, C, and U, respectively;
dT is a deoxy-thymine nucleotide;
and s is a phosphorothioate linkage.

9. The co-formulation of any one of the preceding claims, wherein the co-formulation comprises about 96% or more anti-C5 antibody or antigen-binding fragment purity as assessed by size exclusion chromatography after about 1 month at 2-8°C.

10. The co-formulation of any one of the preceding claims, wherein the co-formulation comprises about 94% or more C5 iRNA purity as assessed by anion exchange chromatography after about 1 month at 2-8°C.

11. The co-formulation of any one of the preceding claims wherein the co-formulation comprises a 1:1 ratio of milligrams per milliliter concentration of the C5 iRNA and anti-C5 antibody or antigen-binding fragment.

12. The co-formulation of any one of the preceding claims, wherein the antibody or antigen-binding fragment thereof that binds specifically to C5 (anti-C5) comprises:
(1) a heavy chain variable region (HCVR) that comprises the HCDR1, HCDR2 and HCDR3 of a HCVR that comprises the amino acid sequence set forth in SEQ ID NO: 2, and a light chain variable region (LCVR) that comprises the LCDR1, LCDR2 and LCDR3 of a LCVR that comprises the amino acid sequence set forth in SEQ ID NO: 10;
(2) a HCVR that comprises the HCDR1, HCDR2 and HCDR3 of a HCVR that comprises the amino acid sequence set forth in SEQ ID NO: 18, and a LCVR that comprises the LCDR1, LCDR2 and LCDR3 of a LCVR that comprises the amino acid sequence set forth in SEQ ID NO: 26;
(3) a HCVR that comprises the HCDR1, HCDR2 and HCDR3 of a HCVR that comprises the amino acid sequence set forth in SEQ ID NO: 34, and a LCVR that comprises the LCDR1,

LCDR2 and LCDR3 of a LCVR that comprises the amino acid sequence set forth in SEQ ID NO: 42;

(4) a HCVR that comprises the HCDR1, HCDR2 and HCDR3 of a HCVR that comprises the amino acid sequence set forth in SEQ ID NO: 50, and a LCVR that comprises the LCDR1, LCDR2 and LCDR3 of a LCVR that comprises the amino acid sequence set forth in SEQ ID NO: 58;

(5) a HCVR that comprises the HCDR1, HCDR2 and HCDR3 of a HCVR that comprises the amino acid sequence set forth in SEQ ID NO: 66, and a LCVR that comprises the LCDR1, LCDR2 and LCDR3 of a LCVR that comprises the amino acid sequence set forth in SEQ ID NO: 74;

(6) a HCVR that comprises the HCDR1, HCDR2 and HCDR3 of a HCVR that comprises the amino acid sequence set forth in SEQ ID NO: 82, and a LCVR that comprises the LCDR1, LCDR2 and LCDR3 of a LCVR that comprises the amino acid sequence set forth in SEQ ID NO: 90;

(7) a HCVR that comprises the HCDR1, HCDR2 and HCDR3 of a HCVR that comprises the amino acid sequence set forth in SEQ ID NO: 98, and a LCVR that comprises the LCDR1, LCDR2 and LCDR3 of a LCVR that comprises the amino acid sequence set forth in SEQ ID NO: 106;

(8) a HCVR that comprises the HCDR1, HCDR2 and HCDR3 of a HCVR that comprises the amino acid sequence set forth in SEQ ID NO: 98, and a LCVR that comprises the LCDR1, LCDR2 and LCDR3 of a LCVR that comprises the amino acid sequence set forth in SEQ ID NO: 114;

(9) a HCVR that comprises the HCDR1, HCDR2 and HCDR3 of a HCVR that comprises the amino acid sequence set forth in SEQ ID NO: 122, and a LCVR that comprises the LCDR1, LCDR2 and LCDR3 of a LCVR that comprises the amino acid sequence set forth in SEQ ID NO: 106;

(10) a HCVR that comprises the HCDR1, HCDR2 and HCDR3 of a HCVR that comprises the amino acid sequence set forth in SEQ ID NO: 98, and a LCVR that comprises the LCDR1, LCDR2 and LCDR3 of a LCVR that comprises the amino acid sequence set forth in SEQ ID NO: 130;

(11) a HCVR that comprises the HCDR1, HCDR2 and HCDR3 of a HCVR that comprises the amino acid sequence set forth in SEQ ID NO: 138, and a LCVR that comprises the LCDR1, LCDR2 and LCDR3 of a LCVR that comprises the amino acid sequence set forth in SEQ ID NO: 106;

(12) a HCVR that comprises the HCDR1, HCDR2 and HCDR3 of a HCVR that comprises the amino acid sequence set forth in SEQ ID NO: 146, and a LCVR that comprises the LCDR1, LCDR2 and LCDR3 of a LCVR that comprises the amino acid sequence set forth in SEQ ID NO: 106;

(13) a HCVR that comprises the HCDR1, HCDR2 and HCDR3 of a HCVR that comprises the amino acid sequence set forth in SEQ ID NO: 122, and a LCVR that comprises the LCDR1, LCDR2 and LCDR3 of a LCVR that comprises the amino acid sequence set forth in SEQ ID NO: 130;

(14) a HCVR that comprises the HCDR1, HCDR2 and HCDR3 of a HCVR that comprises the amino acid sequence set forth in SEQ ID NO: 146, and a LCVR that comprises the LCDR1, LCDR2 and LCDR3 of a LCVR that comprises the amino acid sequence set forth in SEQ ID NO: 114;

(15) a HCVR that comprises the HCDR1, HCDR2 and HCDR3 of a HCVR that comprises the amino acid sequence set forth in SEQ ID NO: 146, and a LCVR that comprises the LCDR1, LCDR2 and LCDR3 of a LCVR that comprises the amino acid sequence set forth in SEQ ID NO: 130;

(16) a HCVR that comprises the HCDR1, HCDR2 and HCDR3 of a HCVR that comprises the amino acid sequence set forth in SEQ ID NO: 138, and a LCVR that comprises the LCDR1, LCDR2 and LCDR3 of a LCVR that comprises the amino acid sequence set forth in SEQ ID NO: 130;

(17) a HCVR that comprises the HCDR1, HCDR2 and HCDR3 of a HCVR that comprises the amino acid sequence set forth in SEQ ID NO: 154, and a LCVR that comprises the LCDR1, LCDR2 and LCDR3 of a LCVR that comprises the amino acid sequence set forth in SEQ ID NO: 162;

(18) a HCVR that comprises the HCDR1, HCDR2 and HCDR3 of a HCVR that comprises the amino acid sequence set forth in SEQ ID NO: 170, and a LCVR that comprises the LCDR1, LCDR2 and LCDR3 of a LCVR that comprises the amino acid sequence set forth in SEQ ID NO: 178;

(19) a HCVR that comprises the HCDR1, HCDR2 and HCDR3 of a HCVR that comprises the amino acid sequence set forth in SEQ ID NO: 186, and a LCVR that comprises the LCDR1, LCDR2 and LCDR3 of a LCVR that comprises the amino acid sequence set forth in SEQ ID NO: 194;

(20) a HCVR that comprises the HCDR1, HCDR2 and HCDR3 of a HCVR that comprises the amino acid sequence set forth in SEQ ID NO: 202, and a LCVR that comprises the LCDR1,

LCDR2 and LCDR3 of a LCVR that comprises the amino acid sequence set forth in SEQ ID NO: 210;

(21) a HCVR that comprises the HCDR1, HCDR2 and HCDR3 of a HCVR that comprises the amino acid sequence set forth in SEQ ID NO: 218, and a LCVR that comprises the LCDR1, LCDR2 and LCDR3 of a LCVR that comprises the amino acid sequence set forth in SEQ ID NO: 226;

(22) a HCVR that comprises the HCDR1, HCDR2 and HCDR3 of a HCVR that comprises the amino acid sequence set forth in SEQ ID NO: 234, and a LCVR that comprises the LCDR1, LCDR2 and LCDR3 of a LCVR that comprises the amino acid sequence set forth in SEQ ID NO: 242;

(23) a HCVR that comprises the HCDR1, HCDR2 and HCDR3 of a HCVR that comprises the amino acid sequence set forth in SEQ ID NO: 250, and a LCVR that comprises the LCDR1, LCDR2 and LCDR3 of a LCVR that comprises the amino acid sequence set forth in SEQ ID NO: 258;

(24) a HCVR that comprises the HCDR1, HCDR2 and HCDR3 of a HCVR that comprises the amino acid sequence set forth in SEQ ID NO: 266, and a LCVR that comprises the LCDR1, LCDR2 and LCDR3 of a LCVR that comprises the amino acid sequence set forth in SEQ ID NO: 258;

(25) a HCVR that comprises the HCDR1, HCDR2 and HCDR3 of a HCVR that comprises the amino acid sequence set forth in SEQ ID NO: 274, and a LCVR that comprises the LCDR1, LCDR2 and LCDR3 of a LCVR that comprises the amino acid sequence set forth in SEQ ID NO: 282;

(26) a HCVR that comprises the HCDR1, HCDR2 and HCDR3 of a HCVR that comprises the amino acid sequence set forth in SEQ ID NO: 290, and a LCVR that comprises the LCDR1, LCDR2 and LCDR3 of a LCVR that comprises the amino acid sequence set forth in SEQ ID NO: 298;

(27) a HCVR that comprises the HCDR1, HCDR2 and HCDR3 of a HCVR that comprises the amino acid sequence set forth in SEQ ID NO: 306, and a LCVR that comprises the LCDR1, LCDR2 and LCDR3 of a LCVR that comprises the amino acid sequence set forth in SEQ ID NO: 314;

(28) a HCVR that comprises the HCDR1, HCDR2 and HCDR3 of a HCVR that comprises the amino acid sequence set forth in SEQ ID NO: 322, and a LCVR that comprises the LCDR1, LCDR2 and LCDR3 of a LCVR that comprises the amino acid sequence set forth in SEQ ID NO: 330; and/or

(29) a HCVR that comprises the HCDR1, HCDR2 and HCDR3 of a HCVR that comprises the amino acid sequence set forth in SEQ ID NO: 338, and a LCVR that comprises the LCDR1, LCDR2 and LCDR3 of a LCVR that comprises the amino acid sequence set forth in SEQ ID NO: 346;

or

(i) a HCVR comprising an HCDR1 that comprises the amino acid sequence set forth in SEQ ID NO: 4, an HCDR2 that comprises the amino acid sequence set forth in SEQ ID NO: 6, an HCDR3 that comprises the amino acid sequence set forth in SEQ ID NO: 8, and a LCVR comprising an LCDR1 that comprises the amino acid sequence set forth in SEQ ID NO: 12, an LCDR2 that comprises the amino acid sequence set forth in SEQ ID NO: 14, an LCDR3 that comprises the amino acid sequence set forth in SEQ ID NO: 16;

(ii) a HCVR comprising an HCDR1 that comprises the amino acid sequence set forth in SEQ ID NO: 20, an HCDR2 that comprises the amino acid sequence set forth in SEQ ID NO: 22, an HCDR3 that comprises the amino acid sequence set forth in SEQ ID NO: 24, and a LCVR comprising an LCDR1 that comprises the amino acid sequence set forth in SEQ ID NO: 28, an LCDR2 that comprises the amino acid sequence set forth in SEQ ID NO: 30, an LCDR3 that comprises the amino acid sequence set forth in SEQ ID NO: 32;

(iii) a HCVR comprising an HCDR1 that comprises the amino acid sequence set forth in SEQ ID NO: 36, an HCDR2 that comprises the amino acid sequence set forth in SEQ ID NO: 38, an HCDR3 that comprises the amino acid sequence set forth in SEQ ID NO: 40, and a LCVR comprising an LCDR1 that comprises the amino acid sequence set forth in SEQ ID NO: 44, an LCDR2 that comprises the amino acid sequence set forth in SEQ ID NO: 46, an LCDR3 that comprises the amino acid sequence set forth in SEQ ID NO: 48;

(iv) a HCVR comprising an HCDR1 that comprises the amino acid sequence set forth in SEQ ID NO: 52, an HCDR2 that comprises the amino acid sequence set forth in SEQ ID NO: 54, an HCDR3 that comprises the amino acid sequence set forth in SEQ ID NO: 56, and a LCVR comprising an LCDR1 that comprises the amino acid sequence set forth in SEQ ID NO: 60, an LCDR2 that comprises the amino acid sequence set forth in SEQ ID NO: 62, an LCDR3 that comprises the amino acid sequence set forth in SEQ ID NO: 64;

(v) a HCVR comprising an HCDR1 that comprises the amino acid sequence set forth in SEQ ID NO: 68, an HCDR2 that comprises the amino acid sequence set forth in SEQ ID NO: 70, an HCDR3 that comprises the amino acid sequence set forth in SEQ ID NO: 72, and a LCVR comprising an LCDR1 that comprises the amino acid sequence set forth in SEQ ID NO:

76, an LCDR2 that comprises the amino acid sequence set forth in SEQ ID NO: 78, an LCDR3 that comprises the amino acid sequence set forth in SEQ ID NO: 80;

(vi) a HCVR comprising an HCDR1 that comprises the amino acid sequence set forth in SEQ ID NO: 84, an HCDR2 that comprises the amino acid sequence set forth in SEQ ID NO: 86, an HCDR3 that comprises the amino acid sequence set forth in SEQ ID NO: 88, and a LCVR comprising an LCDR1 that comprises the amino acid sequence set forth in SEQ ID NO: 92, an LCDR2 that comprises the amino acid sequence set forth in SEQ ID NO: 94, an LCDR3 that comprises the amino acid sequence set forth in SEQ ID NO: 96;

(vii) a HCVR comprising an HCDR1 that comprises the amino acid sequence set forth in SEQ ID NO: 100, an HCDR2 that comprises the amino acid sequence set forth in SEQ ID NO: 102, an HCDR3 that comprises the amino acid sequence set forth in SEQ ID NO: 104, and a LCVR comprising an LCDR1 that comprises the amino acid sequence set forth in SEQ ID NO: 108, an LCDR2 that comprises the amino acid sequence set forth in SEQ ID NO: 110, an LCDR3 that comprises the amino acid sequence set forth in SEQ ID NO: 112;

(viii) a HCVR comprising an HCDR1 that comprises the amino acid sequence set forth in SEQ ID NO: 100, an HCDR2 that comprises the amino acid sequence set forth in SEQ ID NO: 102, an HCDR3 that comprises the amino acid sequence set forth in SEQ ID NO: 104, and a LCVR comprising an LCDR1 that comprises the amino acid sequence set forth in SEQ ID NO: 116, an LCDR2 that comprises the amino acid sequence set forth in SEQ ID NO: 118, an LCDR3 that comprises the amino acid sequence set forth in SEQ ID NO: 120;

(ix) a HCVR comprising an HCDR1 that comprises the amino acid sequence set forth in SEQ ID NO: 124, an HCDR2 that comprises the amino acid sequence set forth in SEQ ID NO: 126, an HCDR3 that comprises the amino acid sequence set forth in SEQ ID NO: 128, and a LCVR comprising an LCDR1 that comprises the amino acid sequence set forth in SEQ ID NO: 108, an LCDR2 that comprises the amino acid sequence set forth in SEQ ID NO: 110, an LCDR3 that comprises the amino acid sequence set forth in SEQ ID NO: 112;

(x) a HCVR comprising an HCDR1 that comprises the amino acid sequence set forth in SEQ ID NO: 100, an HCDR2 that comprises the amino acid sequence set forth in SEQ ID NO: 102, an HCDR3 that comprises the amino acid sequence set forth in SEQ ID NO: 104, and a LCVR comprising an LCDR1 that comprises the amino acid sequence set forth in SEQ ID NO: 132, an LCDR2 that comprises the amino acid sequence set forth in SEQ ID NO: 134, an LCDR3 that comprises the amino acid sequence set forth in SEQ ID NO: 136;

(xi) a HCVR comprising an HCDR1 that comprises the amino acid sequence set forth in SEQ ID NO: 140, an HCDR2 that comprises the amino acid sequence set forth in SEQ ID NO:

142, an HCDR3 that comprises the amino acid sequence set forth in SEQ ID NO: 144, and a LCVR comprising an LCDR1 that comprises the amino acid sequence set forth in SEQ ID NO: 108, an LCDR2 that comprises the amino acid sequence set forth in SEQ ID NO: 110, an LCDR3 that comprises the amino acid sequence set forth in SEQ ID NO: 112;

(xii) a HCVR comprising an HCDR1 that comprises the amino acid sequence set forth in SEQ ID NO: 148, an HCDR2 that comprises the amino acid sequence set forth in SEQ ID NO: 150, an HCDR3 that comprises the amino acid sequence set forth in SEQ ID NO: 152, and a LCVR comprising an LCDR1 that comprises the amino acid sequence set forth in SEQ ID NO: 108, an LCDR2 that comprises the amino acid sequence set forth in SEQ ID NO: 110, an LCDR3 that comprises the amino acid sequence set forth in SEQ ID NO: 112;

(xiii) a HCVR comprising an HCDR1 that comprises the amino acid sequence set forth in SEQ ID NO: 124, an HCDR2 that comprises the amino acid sequence set forth in SEQ ID NO: 126, an HCDR3 that comprises the amino acid sequence set forth in SEQ ID NO: 128, and a LCVR comprising an LCDR1 that comprises the amino acid sequence set forth in SEQ ID NO: 132, an LCDR2 that comprises the amino acid sequence set forth in SEQ ID NO: 134, an LCDR3 that comprises the amino acid sequence set forth in SEQ ID NO: 136;

(xiv) a HCVR comprising an HCDR1 that comprises the amino acid sequence set forth in SEQ ID NO: 148, an HCDR2 that comprises the amino acid sequence set forth in SEQ ID NO: 150, an HCDR3 that comprises the amino acid sequence set forth in SEQ ID NO: 152, and a LCVR comprising an LCDR1 that comprises the amino acid sequence set forth in SEQ ID NO: 116, an LCDR2 that comprises the amino acid sequence set forth in SEQ ID NO: 118, an LCDR3 that comprises the amino acid sequence set forth in SEQ ID NO: 120;

(xv) a HCVR comprising an HCDR1 that comprises the amino acid sequence set forth in SEQ ID NO: 148, an HCDR2 that comprises the amino acid sequence set forth in SEQ ID NO: 150, an HCDR3 that comprises the amino acid sequence set forth in SEQ ID NO: 152, and a LCVR comprising an LCDR1 that comprises the amino acid sequence set forth in SEQ ID NO: 132, an LCDR2 that comprises the amino acid sequence set forth in SEQ ID NO: 134, an LCDR3 that comprises the amino acid sequence set forth in SEQ ID NO: 136;

(xvi) a HCVR comprising an HCDR1 that comprises the amino acid sequence set forth in SEQ ID NO: 140, an HCDR2 that comprises the amino acid sequence set forth in SEQ ID NO: 142, an HCDR3 that comprises the amino acid sequence set forth in SEQ ID NO: 144, and a LCVR comprising an LCDR1 that comprises the amino acid sequence set forth in SEQ ID NO: 132, an LCDR2 that comprises the amino acid sequence set forth in SEQ ID NO: 134, an LCDR3 that comprises the amino acid sequence set forth in SEQ ID NO: 136;

(xvii) a HCVR comprising an HCDR1 that comprises the amino acid sequence set forth in SEQ ID NO: 156, an HCDR2 that comprises the amino acid sequence set forth in SEQ ID NO: 158, an HCDR3 that comprises the amino acid sequence set forth in SEQ ID NO: 160, and a LCVR comprising an LCDR1 that comprises the amino acid sequence set forth in SEQ ID NO: 164, an LCDR2 that comprises the amino acid sequence set forth in SEQ ID NO: 166, an LCDR3 that comprises the amino acid sequence set forth in SEQ ID NO: 168;

(xviii) a HCVR comprising an HCDR1 that comprises the amino acid sequence set forth in SEQ ID NO: 172, an HCDR2 that comprises the amino acid sequence set forth in SEQ ID NO: 174, an HCDR3 that comprises the amino acid sequence set forth in SEQ ID NO: 176, and a LCVR comprising an LCDR1 that comprises the amino acid sequence set forth in SEQ ID NO: 180, an LCDR2 that comprises the amino acid sequence set forth in SEQ ID NO: 182, an LCDR3 that comprises the amino acid sequence set forth in SEQ ID NO: 184;

(xix) a HCVR comprising an HCDR1 that comprises the amino acid sequence set forth in SEQ ID NO: 188, an HCDR2 that comprises the amino acid sequence set forth in SEQ ID NO: 190, an HCDR3 that comprises the amino acid sequence set forth in SEQ ID NO: 192, and a LCVR comprising an LCDR1 that comprises the amino acid sequence set forth in SEQ ID NO: 196, an LCDR2 that comprises the amino acid sequence set forth in SEQ ID NO: 198, an LCDR3 that comprises the amino acid sequence set forth in SEQ ID NO: 200;

(xx) a HCVR comprising an HCDR1 that comprises the amino acid sequence set forth in SEQ ID NO: 204, an HCDR2 that comprises the amino acid sequence set forth in SEQ ID NO: 206, an HCDR3 that comprises the amino acid sequence set forth in SEQ ID NO: 208, and a LCVR comprising an LCDR1 that comprises the amino acid sequence set forth in SEQ ID NO: 212, an LCDR2 that comprises the amino acid sequence set forth in SEQ ID NO: 214, an LCDR3 that comprises the amino acid sequence set forth in SEQ ID NO: 216;

(xxi) a HCVR comprising an HCDR1 that comprises the amino acid sequence set forth in SEQ ID NO: 220, an HCDR2 that comprises the amino acid sequence set forth in SEQ ID NO: 222, an HCDR3 that comprises the amino acid sequence set forth in SEQ ID NO: 224, and a LCVR comprising an LCDR1 that comprises the amino acid sequence set forth in SEQ ID NO: 228, an LCDR2 that comprises the amino acid sequence set forth in SEQ ID NO: 230, an LCDR3 that comprises the amino acid sequence set forth in SEQ ID NO: 232;

(xxii) a HCVR comprising an HCDR1 that comprises the amino acid sequence set forth in SEQ ID NO: 236, an HCDR2 that comprises the amino acid sequence set forth in SEQ ID NO: 238, an HCDR3 that comprises the amino acid sequence set forth in SEQ ID NO: 240, and a LCVR comprising an LCDR1 that comprises the amino acid sequence set forth in SEQ ID NO:

244, an LCDR2 that comprises the amino acid sequence set forth in SEQ ID NO: 246, an LCDR3 that comprises the amino acid sequence set forth in SEQ ID NO: 248;

(xxiii) a HCVR comprising an HCDR1 that comprises the amino acid sequence set forth in SEQ ID NO: 252, an HCDR2 that comprises the amino acid sequence set forth in SEQ ID NO: 254, an HCDR3 that comprises the amino acid sequence set forth in SEQ ID NO: 256, and a LCVR comprising an LCDR1 that comprises the amino acid sequence set forth in SEQ ID NO: 260, an LCDR2 that comprises the amino acid sequence set forth in SEQ ID NO: 262, an LCDR3 that comprises the amino acid sequence set forth in SEQ ID NO: 264;

(xxiv) a HCVR comprising an HCDR1 that comprises the amino acid sequence set forth in SEQ ID NO: 268, an HCDR2 that comprises the amino acid sequence set forth in SEQ ID NO: 270, an HCDR3 that comprises the amino acid sequence set forth in SEQ ID NO: 272, and a LCVR comprising an LCDR1 that comprises the amino acid sequence set forth in SEQ ID NO: 260, an LCDR2 that comprises the amino acid sequence set forth in SEQ ID NO: 262, an LCDR3 that comprises the amino acid sequence set forth in SEQ ID NO: 264;

(xxv) a HCVR comprising an HCDR1 that comprises the amino acid sequence set forth in SEQ ID NO: 276, an HCDR2 that comprises the amino acid sequence set forth in SEQ ID NO: 278, an HCDR3 that comprises the amino acid sequence set forth in SEQ ID NO: 280, and a LCVR comprising an LCDR1 that comprises the amino acid sequence set forth in SEQ ID NO: 284, an LCDR2 that comprises the amino acid sequence set forth in SEQ ID NO: 286, an LCDR3 that comprises the amino acid sequence set forth in SEQ ID NO: 288;

(xxvi) a HCVR comprising an HCDR1 that comprises the amino acid sequence set forth in SEQ ID NO: 292, an HCDR2 that comprises the amino acid sequence set forth in SEQ ID NO: 294, an HCDR3 that comprises the amino acid sequence set forth in SEQ ID NO: 296, and a LCVR comprising an LCDR1 that comprises the amino acid sequence set forth in SEQ ID NO: 300, an LCDR2 that comprises the amino acid sequence set forth in SEQ ID NO: 302, an LCDR3 that comprises the amino acid sequence set forth in SEQ ID NO: 304;

(xxvii) a HCVR comprising an HCDR1 that comprises the amino acid sequence set forth in SEQ ID NO: 308, an HCDR2 that comprises the amino acid sequence set forth in SEQ ID NO: 310, an HCDR3 that comprises the amino acid sequence set forth in SEQ ID NO: 312, and a LCVR comprising an LCDR1 that comprises the amino acid sequence set forth in SEQ ID NO: 316, an LCDR2 that comprises the amino acid sequence set forth in SEQ ID NO: 318, an LCDR3 that comprises the amino acid sequence set forth in SEQ ID NO: 320;

(xxviii)a HCVR comprising an HCDR1 that comprises the amino acid sequence set forth in SEQ ID NO: 324, an HCDR2 that comprises the amino acid sequence set forth in SEQ ID NO:

326, an HCDR3 that comprises the amino acid sequence set forth in SEQ ID NO: 328, and a LCVR comprising an LCDR1 that comprises the amino acid sequence set forth in SEQ ID NO: 332, an LCDR2 that comprises the amino acid sequence set forth in SEQ ID NO: 334, an LCDR3 that comprises the amino acid sequence set forth in SEQ ID NO: 336; or

(xxix) a HCVR comprising an HCDR1 that comprises the amino acid sequence set forth in SEQ ID NO: 340, an HCDR2 that comprises the amino acid sequence set forth in SEQ ID NO: 342, an HCDR3 that comprises the amino acid sequence set forth in SEQ ID NO: 344, and a LCVR comprising an LCDR1 that comprises the amino acid sequence set forth in SEQ ID NO: 348, an LCDR2 that comprises the amino acid sequence set forth in SEQ ID NO: 350, an LCDR3 that comprises the amino acid sequence set forth in SEQ ID NO: 352;

or

(1) a HCVR comprising the amino acid sequence set forth in SEQ ID NO: 2, a LCVR comprising the amino acid sequence set forth in SEQ ID NO: 10;

(2) a HCVR comprising the amino acid sequence set forth in SEQ ID NO: 18, a LCVR comprising the amino acid sequence set forth in SEQ ID NO: 26;

(3) a HCVR comprising the amino acid sequence set forth in SEQ ID NO: 34, a LCVR comprising the amino acid sequence set forth in SEQ ID NO: 42;

(4) a HCVR comprising the amino acid sequence set forth in SEQ ID NO: 50, a LCVR comprising the amino acid sequence set forth in SEQ ID NO: 58;

(5) a HCVR comprising the amino acid sequence set forth in SEQ ID NO: 66, a LCVR comprising the amino acid sequence set forth in SEQ ID NO: 74;

(6) a HCVR comprising the amino acid sequence set forth in SEQ ID NO: 82, a LCVR comprising the amino acid sequence set forth in SEQ ID NO: 90;

(7) a HCVR comprising the amino acid sequence set forth in SEQ ID NO: 98, a LCVR comprising the amino acid sequence set forth in SEQ ID NO: 106;

(8) a HCVR comprising the amino acid sequence set forth in SEQ ID NO: 98, a LCVR comprising the amino acid sequence set forth in SEQ ID NO: 114;

(9) a HCVR comprising the amino acid sequence set forth in SEQ ID NO: 122, a LCVR comprising the amino acid sequence set forth in SEQ ID NO: 106;

(10) a HCVR comprising the amino acid sequence set forth in SEQ ID NO: 98, a LCVR comprising the amino acid sequence set forth in SEQ ID NO: 130;

(11) a HCVR comprising the amino acid sequence set forth in SEQ ID NO: 138, a LCVR comprising the amino acid sequence set forth in SEQ ID NO: 106;

(12) a HCVR comprising s the amino acid sequence set forth in SEQ ID NO: 146, a LCVR comprising the amino acid sequence set forth in SEQ ID NO: 106;

(13) a HCVR comprising the amino acid sequence set forth in SEQ ID NO: 122, a LCVR comprising the amino acid sequence set forth in SEQ ID NO: 130;

(14) a HCVR comprising the amino acid sequence set forth in SEQ ID NO: 146, a LCVR comprising the amino acid sequence set forth in SEQ ID NO: 114;

(15) a HCVR comprising the amino acid sequence set forth in SEQ ID NO: 146, a LCVR comprising the amino acid sequence set forth in SEQ ID NO: 130;

(16) a HCVR comprising the amino acid sequence set forth in SEQ ID NO: 138, a LCVR comprising the amino acid sequence set forth in SEQ ID NO: 130;

(17) a HCVR comprising the amino acid sequence set forth in SEQ ID NO: 154, a LCVR comprising the amino acid sequence set forth in SEQ ID NO: 162;

(18) a HCVR comprising the amino acid sequence set forth in SEQ ID NO: 170, a LCVR comprising the amino acid sequence set forth in SEQ ID NO: 178;

(19) a HCVR comprising the amino acid sequence set forth in SEQ ID NO: 186, a LCVR comprising the amino acid sequence set forth in SEQ ID NO: 194;

(20) a HCVR comprising the amino acid sequence set forth in SEQ ID NO: 202, a LCVR comprising the amino acid sequence set forth in SEQ ID NO: 210;

(21) a HCVR comprising the amino acid sequence set forth in SEQ ID NO: 218, a LCVR comprising the amino acid sequence set forth in SEQ ID NO: 226;

(22) a HCVR comprising the amino acid sequence set forth in SEQ ID NO: 234, a LCVR comprising the amino acid sequence set forth in SEQ ID NO: 242;

(23) a HCVR comprising the amino acid sequence set forth in SEQ ID NO: 250, a LCVR comprising the amino acid sequence set forth in SEQ ID NO: 258;

(24) a HCVR comprising the amino acid sequence set forth in SEQ ID NO: 266, a LCVR comprising the amino acid sequence set forth in SEQ ID NO: 258;

(25) a HCVR comprising the amino acid sequence set forth in SEQ ID NO: 274, a LCVR comprising the amino acid sequence set forth in SEQ ID NO: 282;

(26) a HCVR comprising the amino acid sequence set forth in SEQ ID NO: 290, a LCVR comprising the amino acid sequence set forth in SEQ ID NO: 298;

(27) a HCVR comprising the amino acid sequence set forth in SEQ ID NO: 306, a LCVR comprising the amino acid sequence set forth in SEQ ID NO: 314;

(28) a HCVR comprising the amino acid sequence set forth in SEQ ID NO: 322, a LCVR comprising the amino acid sequence set forth in SEQ ID NO: 330; or

(29) a HCVR comprising the amino acid sequence set forth in SEQ ID NO: 338, a LCVR comprising the amino acid sequence set forth in SEQ ID NO: 346.

13. The co-formulation of any one of the preceding claims, wherein the C5 iRNA is a dsRNA comprising a sense strand comprising the nucleotide sequence of 5'-AAGCAAGAUAUUUUUAUAAUA-3' (SEQ ID NO: 365), and an antisense strand comprising the nucleotide sequence of 5'-UAUUAUAAAAAUAUCUUGCUUUU-3' (SEQ ID NO :364).

14. The co-formulation of any one of the preceding claims, wherein the C5 iRNA is a double-stranded ribonucleic acid (dsRNA) agent comprising a sense strand and an antisense strand, wherein the sense strand comprises
5'-asasGfcAfaGfaUfAfUfuUfuuAfuAfaua-3' (SEQ ID NO: 406);
and the antisense strand comprises
5'-usAfsUfuAfuaAfaAfauaUfcUfuGfcuususudTdT-3' (SEQ ID NO: 369);
wherein
a, g, c, and u are 2'-O-methyl (2'-OMe) A, G, C, and U, respectively;
Af, Gf, Cf, and Uf are 2'-fluoro A, G, C, and U, respectively;
dT is a deoxy-thymine nucleotide;
s is a phosphorothioate linkage; and
wherein the sense strand is conjugated at the 3'-terminus to the ligand

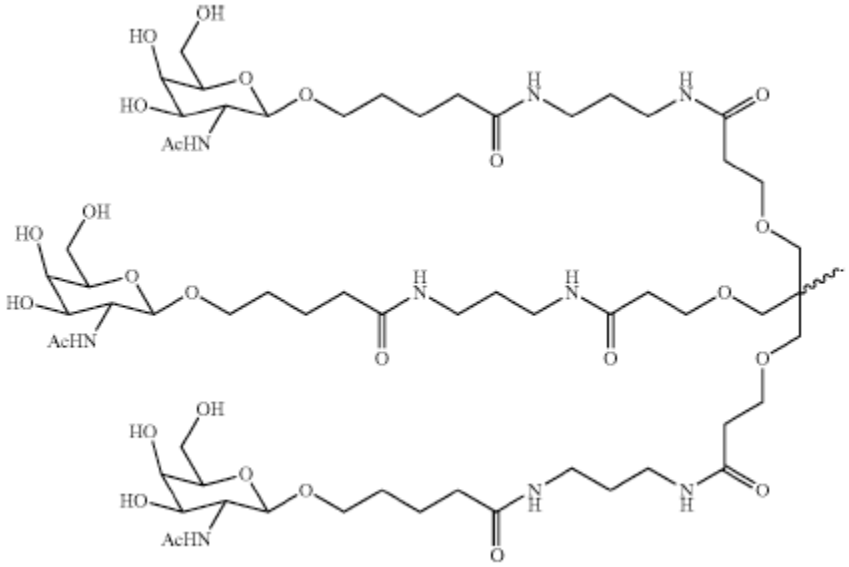

.

15. The co-formulation of any one of the preceding claims, wherein the C5 iRNA is Cemdisiran Na^+ salt form.

16. The co-formulation of any one of the preceding claims, wherein the co-formulation comprises one or more of Cemdisiran impurity 1, Cemdisiran impurity 2, and Cemdisiran impurity 3.

17. The co-formulation of claim 14, wherein the dsRNA agent is conjugated to the ligand as shown in the following schematic:

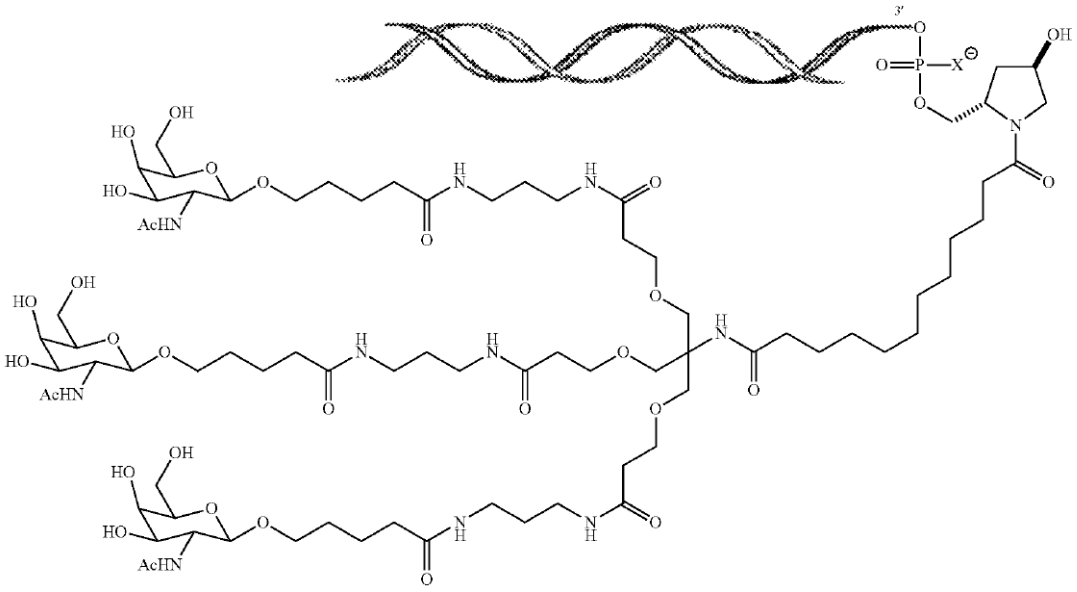

wherein X is S or O.

18. The co-formulation of any one of the preceding claims, wherein the co-formulation has a viscosity of < 30 cP at 20°C; and/or an osmolality of 240-450 mOsm/kg.

19. The co-formulation of claim 18, wherein the co-formulation has a viscosity ≤ 20 cP at 20°C.

20. The co-formulation of any one of the preceding claims, comprising:
a double stranded C5 iRNA; and
an anti-C5 antibody or antigen-binding fragment thereof,
a pH above or below (by at least about 0.5) about 6.0;

the C5 iRNA,
the anti-C5 antibody or antigen-binding fragment thereof,
a buffer,
a viscosity reducer,
a stabilizer, and
a non-ionic surfactant;

the C5 iRNA,
the anti-C5 antibody or antigen-binding fragment thereof,
histidine-based buffer,
L-arginine,
a stabilizer, and
a non-ionic surfactant;

the C5 iRNA,
the anti-C5 antibody or antigen-binding fragment thereof,
histidine-based buffer,
L-arginine,
a sugar or polyol, and
a non-ionic surfactant;

Cemdisiran,
Pozelimab,
histidine-based buffer,
L-arginine,
a stabilizer, and
a non-ionic surfactant,
pH about 6.5 (±0.2);

Cemdisiran,
Pozelimab
histidine-based buffer,
L-arginine,
sucrose, and

polysorbate 80,
pH about 6.5 (±0.2);

100 (±10) mg/mL C5 iRNA,
100 (±10) mg/mL anti-C5 antibody or antigen-binding fragment thereof,
50 (±5) mM viscosity reducer,
10 (±1) mM buffer,
1.0 (±0.1)% stabilizer,
0.075 (±0.0075)% non-ionic surfactant,
pH 6.5 (±0.2);

75 (±7.5) mg/mL C5 iRNA,
150 (±15) mg/mL anti-C5 antibody or antigen-binding fragment thereof,
75 (±7.5) mM viscosity reducer,
15 (±1.5) mM buffer,
1.5 (±0.15)% stabilizer,
0.1125 (±0.01125)% non-ionic surfactant,
pH 6.5 (±0.2);

50 (±5) mg/mL C5 iRNA,
100 (±10) mg/mL anti-C5 antibody or antigen-binding fragment thereof,
75 mM (±7.5) viscosity reducer,
15 (±1.5) mM buffer,
1.5 (±0.15)% stabilizer,
0.1125 (±0.01125)% non-ionic surfactant;
pH 6.5 (±0.2);

50 (±5) mg/mL C5 iRNA,
100 (±10) mg/mL anti-C5 antibody or antigen-binding fragment thereof,
75 (±7.5) mM viscosity reducer,
35 (±3.5) mM buffer,
1.5 (±0.15)% stabilizer,
0.1125 (±0.01125)% non-ionic surfactant,
pH 6.5 (±0.2);

100 (±10) mg/mL C5 iRNA,
100 (±10) mg/mL anti-C5 antibody or antigen-binding fragment thereof,
50 (±5) mM viscosity reducer,
30 (±3) mM buffer,
1 (±0.1)% stabilizer,
0.075 (±0.0075)% non-ionic surfactant,
pH 6.5 (±0.2);

50 (±5) mg/mL C5 iRNA,
100 (±10) mg/mL anti-C5 antibody or antigen-binding fragment thereof,
90 (±9) mM viscosity reducer,
30 (±3) mM buffer,
1 (±0.1)% stabilizer,
0.075 (±0.0075)% non-ionic surfactant,
pH 6.5 (±0.2);

100 mg/mL Cemdisiran salt form,
100 mg/mL Pozelimab,
50 mM L-arginine,
30 mM histidine-based buffer,
1% (w/v) sucrose,
0.075% (w/v) PS80,
pH 6.5 (±0.2);

50 mg/mL Cemdisiran salt form,
100 mg/mL Pozelimab,
90 mM L-arginine,
30 mM histidine-based buffer,
1% (w/v) sucrose,
0.075% (w/v) PS80,
pH 6.5 (±0.2);

100 mg/mL Cemdisiran salt form,

100 mg/mL Pozelimab,
50 mM L-arginine,
10 mM histidine-based buffer,
1.0% sucrose,
0.075% PS80,
pH 6.5 (±0.2);

75 mg/mL Cemdisiran salt form,
150 mg/mL Pozelimab,
75 mM L-arginine,
15 mM histidine-based buffer,
1.5% sucrose,
0.1125% PS80,
pH 6.5 (±0.2);

50 mg/mL Cemdisiran salt form,
100 mg/mL Pozelimab,
75 mM L-arginine,
15 mM histidine-based buffer,
1.5% sucrose,
0.1125% PS80;
pH 6.5 (±0.2);

50 mg/mL Cemdisiran salt form,
100 mg/mL Pozelimab,
75 mM L-arginine,
35 mM histidine-based buffer,
1.5% sucrose,
0.1125% PS80,
pH 6.5 (±0.2);

100 mg/mL Cemdisiran Na^+ salt form or a molar equivalent of another salt thereof,
100 mg/mL Pozelimab,
50 mM L-arginine,

30 mM histidine-based buffer,
1% sucrose,
0.075% PS80,
pH 6.5 (±0.2);

50 mg/mL Cemdisiran Na^+ salt form or a molar equivalent of another salt thereof,
100 mg/mL Pozelimab,
90 mM L-arginine,
30 mM histidine-based buffer,
1% sucrose,
0.075% PS80,
pH 6.5 (±0.2);
optionally, further comprising GalNAc and/or GlcNAc;

120 mg/mL C5 iRNA,
120 mg/mL anti-C5 antibody or antigen-binding fragment,
A viscosity reducer;
15 mM histidine,
pH 6.2;

75 mg/mL C5 iRNA,
150 mg/mL anti-C5 antibody or antigen-binding fragment,
A viscosity reducer;
15 mM histidine,
pH 6.2;

120 mg/mL C5 iRNA,
120 mg/mL anti-C5 antibody or antigen-binding fragment,
15 mM histidine,
pH 6.2;

75 mg/mL C5 iRNA,
150 mg/mL anti-C5 antibody or antigen-binding fragment,
15 mM histidine,

pH 6.2;

120 mg/mL Cemdisiran salt form,
120 mg/mL Pozelimab,
15 mM histidine,
pH 6.2;

120 mg/mL Cemdisiran salt form,
120 mg/mL Pozelimab,
75 mM arginine,
15 mM histidine,
pH 6.2;

120 mg/mL Cemdisiran salt form,
120 mg/mL Pozelimab,
75mM adipate,
15 mM histidine,
pH 6.2;

120 mg/mL Cemdisiran salt form,
120 mg/mL Pozelimab,
75mM NaCl,
15 mM histidine,
pH 6.2;

120 mg/mL Cemdisiran salt form,
120 mg/mL Pozelimab,
75 mM lysine,
15 mM histidine,
pH 6.2;

120 mg/mL Cemdisiran salt form,
120 mg/mL Pozelimab,
75mM aspartate,

15 mM histidine,
pH 6.2;

120 mg/mL Cemdisiran salt form,
120 mg/mL Pozelimab,
75mM proline,
15 mM histidine,
pH 6.2;

120 mg/mL Cemdisiran salt form,
120 mg/mL Pozelimab,
50 mM histidine,
pH 6.2;

120 mg/mL Cemdisiran salt form,
120 mg/mL Pozelimab,
50mM caffeine,
15 mM histidine,
pH 6.2;

120 mg/mL Cemdisiran salt form,
120 mg/mL Pozelimab,
50 mM phenylalanine,
15 mM histidine,
pH 6.2

120 mg/mL Cemdisiran salt form,
120 mg/mL Pozelimab,
50mM triethyl citrate,
15 mM histidine,
pH 6.2;

75 mg/mL Cemdisiran salt form,
150 mg/mL Pozelimab,

15 mM histidine,
pH 6.2;

75 mg/mL Cemdisiran salt form,
150 mg/mL Pozelimab,
75mM arginine,
15 mM histidine,
pH 6.2;

75 mg/mL Cemdisiran salt form,
150 mg/mL Pozelimab,
75mM adipate,
15 mM histidine,
pH 6.2;

75 mg/mL Cemdisiran salt form,
150 mg/mL Pozelimab,
75mM NaCl,
15 mM histidine,
pH 6.2;

75 mg/mL Cemdisiran salt form,
150 mg/mL Pozelimab,
75mM lysine,
15 mM histidine,
pH 6.2;

or

75 mg/mL Cemdisiran salt form,
150 mg/mL Pozelimab,
75mM aspartate,
15 mM histidine,
pH 6.2.

21. The co-formulation of any one of the preceding claims, wherein:
the C5 iRNA is Cemdisiran Na^+ salt form;
the anti-C5 antibody or antigen-binding fragment thereof is Pozelimab;
the viscosity reducer is L-arginine;
the buffer is a histidine-based buffer;
the stabilizer is sucrose;
the non-ionic surfactant is polysorbate 80; and
the pH is about 6.5.

22. Use of a co-formulation of any one of the preceding claims in the manufacture of a medicament for treating or preventing a C5-associated disease or disorder in a subject in need thereof, wherein a therapeutically effective amount of the co-formulation of any one of claims 1-21 is to be administered to the subject.

23. The use of claim 22, wherein the co-formulation is to be injected into the body of the subject.

24. The use of claim 22, wherein the disease or disorder is:
a disorder of inappropriate or undesirable complement activation; a hemodialysis complication; a lung disease or disorder; a neurological disorder; a parasitic disease; a post-ischemic reperfusion condition; a proteinuric kidney disease; a renal disorder; adult respiratory distress syndrome (ARDS); age-related macular degeneration (AMD); allergy; Alport's syndrome; Alzheimer's disease; an autoimmune disease or; an immune complex disorder; an inflammatory disorder; an ocular disease; an organic dust disease; angiopathic thrombosis and protein-losing enteropathy asthma; atherosclerosis; bronchoconstriction; bullous pemphigoid; C3 glomerulopathy; capillary leak syndrome; CHAPLE disease (CD55 deficiency with hyperactivation of complement, angiopathic thrombosis and protein-losing enteropathy); chemical injury due to irritant gasses and/or chemicals; chronic obstructive pulmonary disease (COPD); complement activation due to burn; complement activation due to frostbite; complement activation due to obesity; complement activation due to sepsis; Crohn's disease; diabetes; diabetic macular edema (DME); diabetic nephropathy; diabetic retinopathy; dry AMD; dyspnea; emphysema; epilepsy; fibrogenic dust diseases; geographic atrophy (GA); glomerulopathy; Goodpasture's Syndrome; Guillain-Barre Syndrome; hemolytic anemia;

hemoptysis; hereditary angioedema; hyperacute allograft rejection; hypersensitivity pneumonitis; immune complex-associated inflammation; infectious disease; inflammation of an autoimmune disease; inherited CD59 deficiency; injury due to inert dusts and/or minerals; interleukin-2 induced toxicity during IL-2 therapy; lupus nephritis; membranoproliferative glomerulonephritis; membranoproliferative nephritis; mesenteric artery reperfusion after aortic reconstruction; multiple sclerosis; myasthenia gravis; myocardial infarction; neuromyelitis optica; ocular angiogenesis; Parkinson's disease; pneumonia; progressive kidney failure; psoriasis; pulmonary embolisms and infarcts; pulmonary fibrosis; pulmonary vasculitis; renal ischemia; renal ischemia-reperfusion injury; rheumatoid arthritis; schizophrenia; SLE nephritis; smoke injury; stroke; systemic inflammatory response in post-pump syndrome due to cardiopulmonary bypass or renal bypass; systemic lupus erythematosus (SLE); thermal injury; traumatic brain injury; uveitis; vasculitis; wet AMD; paroxysmal nocturnal hemoglobinuria (PNH); and/or xenograft rejection.

25. The use of claim 22 or 24, wherein one or more further therapeutic agents are formulated to be administered to the subject.

26. The use of claim 25, wherein the one or more further therapeutic agents is warfarin, aspirin, heparin, phenindione, fondaparinux, idraparinux, and thrombin inhibitors such as argatroban, lepirudin, bivalirudin, dabigatran, vincristine, cyclosporine A, methotrexate, ancrod, ε-aminocaproic acid, antiplasmin-a1, prostacyclin, defibrotide, rituximab, infliximab and/or magnesium sulfate, an androgen, an anti-coagulant, an anti-inflammatory drug, an antihypertensive, an immunosuppressive agent, a fibrinolytic agent, a lipid-lowering agent, an anti-CD20 agent, an anti-TNF agent, a C3 inhibitor, an anti-thrombotic agent, a corticosteroid, a non-steroidal anti-inflammatory drug, an angiotensin-converting enzyme inhibitor, an inhibitor of hydroxymethylglutaryl CoA reductase and/or an anti-seizure agent.

27. The use of claim 22, wherein the co-formulation to be administered to the subject comprises (1) about 400 mg of Pozelimab; and (2) about 200 mg of the C5 iRNA, wherein the C5 iRNA is Cemdisiran Na^+ form or the molar equivalent of another Cemdisiran salt form wherein said doses are selected to reduce serum LDH in the subject to ≤ 1.5 × upper limit of normal (ULN).

28. A method for increasing the stability of RNA which is conjugated to a ligand that comprises one or more terminal N-Acetylgalactosamine (GalNAc) residues and/or N-acetylglucosamine (GlcNAc) residues, or for reducing beta-hexosaminidase activity, in a composition, comprising the RNA and beta-hexosaminidase comprising (i) adding GalNAc and/or GlcNAc to the composition and/or (ii) increasing or decreasing the pH of the composition from about 6.

29. The method of claim 28, wherein the RNA is Cemdisiran salt form.

30. Use of a co-formulation in the manufacture of a medicament for treating a C5-associated disease or disorder in a subject in need thereof, wherein the co-formulation to be administered to the subject comprises:

(1) about 400 mg of the anti-C5 antibody or antigen-binding fragment thereof comprising a heavy chain variable region (HCVR) that comprises HCDR1, HCDR2 and HCDR3 of a (HCVR) comprising the amino acid sequence set forth in SEQ ID NO: 98; and a light chain variable region (LCVR) that comprises LCDR1, LCDR2 and LCDR3 of a LCVR comprising the amino acid sequence set forth in SEQ ID NO: 106, to be subcutaneously administered;

(2) about 200 mg of C5 iRNA, wherein the C5 iRNA is a double-stranded ribonucleic acid (dsRNA) Na^+ salt form, or the molar equivalent of another salt form thereof, to be subcutaneously administered,

wherein the dsRNA comprises a sense strand and an antisense strand, wherein the sense strand comprises

5'-asasGfcAfaGfaUfAfUfuUfuuAfuAfaua-3' (SEQ ID NO: 406) and the antisense strand comprises

5'-usAfsUfuAfuaAfaAfauaUfcUfuGfcuususudTdT-3' (SEQ ID NO: 369), wherein a, g, c and u are 2'-0-methyl (2'-OMe)A, G, C, and U, respectively;

Af, Gf, Cf and Uf are 2'-fluoro A, G, C and U, respectively;

dT is a deoxy-thymine nucleotide; and

s is a phosphorothioate linkage; and

wherein said sense strand is conjugated at the 3'-terminus

to the ligand

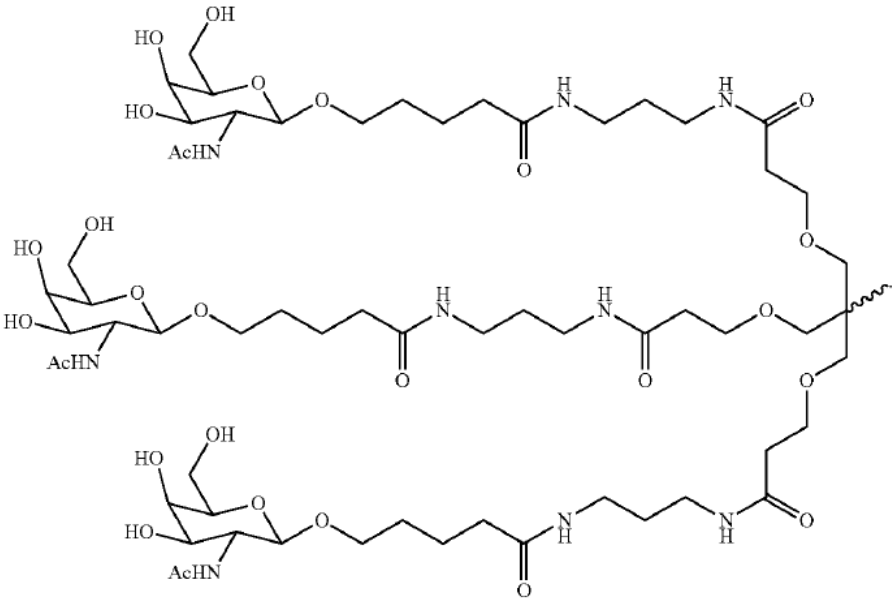

31. The use of any one of claims 22, 24-27 and 30, wherein the co-formulation to be administered to the subject comprises one or more doses of both

(1) about 400 mg of the anti-C5 antibody or antigen-binding fragment which is Pozelimab, to be subcutaneously administered; and

(2) about 200 mg of the C5 iRNA which is Cemdisiran Na^+ form or the molar equivalent of another Cemdisiran salt form to be subcutaneously administered; wherein said doses are selected to reduce serum LDH in the subject to ≤ 1.5 × upper limit of normal (ULN).

32. The use of claim 31, wherein:

about 400 mg of the anti-C5 antibody or antigen-binding fragment which is Pozelimab is formulated to be subcutaneously administered about every 2, 3 or 4 weeks (±3 days); and about 200 mg of the C5 iRNA which is Cemdisiran is formulated to be subcutaneously administered about every 4 weeks (±3 days).

33. The use of any one of claims 22, 24-27 and 30, wherein the co-formulation to be administered to the subject comprises:

(i) about 400 mg of the anti-C5 antibody or antigen-binding fragment which is Pozelimab to be subcutaneously administered about every 2 weeks (±3, 4, 5, 6 or 7 days), and about 200 mg

of the C5 iRNA which is Cemdisiran Na^+ salt form to be subcutaneously administered about every 4 weeks (±3, 4, 5, 6 or 7 days);

(ii) about 400 mg of the anti-C5 antibody or antigen-binding fragment which is Pozelimab to be subcutaneously administered about every 4 weeks (±3, 4, 5, 6 or 7 days), and about 200 mg of the C5 iRNA which is Cemdisiran Na^+ salt form to be subcutaneously administered about every 4 weeks (±3, 4, 5, 6 or 7 days);

(iii) an intravenous loading dose of anti-C5 antibody or antigen-binding fragment which is Pozelimab, about 400 mg of the anti-C5 antibody or antigen-binding fragment which is Pozelimab to be subcutaneously administered, and about 200 mg of the C5 iRNA which is Cemdisiran Na^+ salt form to be subcutaneously administered; and then, about every 4 weeks (±3, 4, 5, 6 or 7 days) thereafter, about 400 mg of the anti-C5 antibody or antigen-binding fragment which is Pozelimab to be subcutaneously administered and about 200 mg of the C5 iRNA which is Cemdisiran Na^+ salt form to be subcutaneously administered;

(iv) an intravenous loading dose of about 60 mg/kg anti-C5 antibody or antigen-binding fragment which is Pozelimab, about 400 mg of the anti-C5 antibody or antigen-binding fragment which is Pozelimab to be subcutaneously administeredand about 200 mg of the C5 iRNA which is Cemdisiran Na^+ salt form, to be subcutaneously administered; and then, about every 4 weeks (±3, 4, 5, 6 or 7 days) thereafter, about 400 mg of the anti-C5 antibody or antigen-binding fragment which is Pozelimab to be subcutaneously administered and about 200 mg of the C5 iRNA which is Cemdisiran Na^+ salt form to be subcutaneously administered;

(v) an intravenous loading dose of about 60 mg/kg anti-C5 antibody or antigen-binding fragment which is Pozelimab followed by one or more weekly subcutaneous doses of about 800 mg anti-C5 antibody or antigen-binding fragment which is Pozelimab, then, after an optional 1 week period, about 400 mg of the anti-C5 antibody or antigen-binding fragment which is Pozelimab to be subcutaneously administeredand about 200 mg of the C5 iRNA which is Cemdisiran Na^+ salt form to be subcutaneously administered; and then, about every 4 weeks (±3, 4, 5, 6 or 7 days) thereafter, about 400 mg of the anti-C5 antibody or antigen-binding fragment which is Pozelimab to be subcutaneously administered and about 200 mg of the C5 iRNA which is Cemdisiran Na^+ salt form to be subcutaneously administered;

(vi)

(a) a dose of Eculizumab to be intravenously administered and about 200 mg C5 iRNA which is Cemdisiran Na^+ salt form, to be subcutaneously administered;

(b) a dose of the Eculizumab up to about 14 days (±3, 4, 5, 6 or 7 days) later; and

(c) about another 14 or 15 days (±3, 4, 5, 6 or 7 days) later, an anti-C5 antibody or antigen-binding fragment which is Pozelimab at a dose of 60 mg/kg body weight to be intravenously administered, an anti-C5 antibody or antigen-binding fragment which is Pozelimab at dose of about 400 mg to be subcutaneously administered and C5 iRNA which is Cemdisiran Na+ salt form at a dose of about 200 mg to be subcutaneously administered, and

(d) about every 4 weeks (±3, 4, 5, 6 or 7 days) thereafter, anti-C5 antibody or antigen-binding fragment which is Pozelimab at a dose of about 400 mg to be subcutaneously administered and C5 iRNA which is Cemdisiran Na+ salt form at a dose of about 200 mg to be subcutaneously administered; or

(vii)

(a) about a 200 mg dose of C5 iRNA which is Cemdisiran Na^+ salt form to be subcutaneously administered;

(b) about 28 days (±3, 4, 5, 6 or 7 days) later, a 60 mg/kg intravenous loading dose of anti-C5 antibody or antigen-binding fragment which is Pozelimab, a 400 mg subcutaneous dose of anti-C5 antibody or antigen-binding fragment which is Pozelimab and a 200 mg subcutaneous dose of C5 iRNA which is Cemdisiran Na^+ salt form; and

(c) about another 29 days (±3, 4, 5, 6 or 7 days) later and about every 4 weeks (±3, 4, 5, 6 or 7 days) thereafter, about a 400 mg subcutaneous dose of anti-C5 antibody or antigen-binding fragment which is Pozelimab and about a 200 mg subcutaneous dose of C5 iRNA which is Cemdisiran Na^+ salt form; or

(viii)

(a) about 4 weeks (±3, 4, 5, 6 or 7 days) after Ravulizumab to be administered, a 200 mg subcutaneous dose of the Cemdisiran Na^+ salt form;

(b) about another 28 days (±3, 4, 5, 6 or 7 days) later, a 60 mg/kg intravenous loading dose of anti-C5 antibody or antigen-binding fragment which is Pozelimab, a 400 mg subcutaneous dose of anti-C5 antibody or antigen-binding fragment which is Pozelimab, and a 200 mg subcutaneous dose of C5 iRNA which is Cemdisiran Na^+ salt form; and

(c) about another 29 days (±3, 4, 5, 6 or 7 days) later and about every 4 weeks (±3, 4, 5, 6 or 7 days) thereafter, a 400 mg subcutaneous dose of anti-C5 antibody or antigen-binding fragment which is Pozelimab and a 200 mg subcutaneous dose of C5 iRNA which is Cemdisiran Na^+ salt form.

34. The use of any one of claims 30-33, wherein the co-formulation to be administered to the subject comprises:

subcutaneous doses of the anti-C5 antibody or antigen-binding fragment and the C5 iRNA to be administered about every 4 weeks (±3, 4, 5, 6 or 7 days) in a single injection of a co-formulation that comprises the anti-C5 antibody or antigen-binding fragment and the C5 iRNA.

35. The use of any one of claims 30-34, wherein the co-formulation to be administered to the subject comprises:

subcutaneous doses of the anti-C5 antibody or antigen-binding fragment and the C5 iRNA to be administered about every 4 weeks (±3, 4, 5, 6 or 7 days) in separate injections of separate formulations wherein one formulation comprises the anti-C5 antibody or antigen-binding fragment and the other formulation comprises the C5 iRNA.

36. The use of any one of claims 22, 24-27 and 30-35, wherein the subject has previously received Pozelimab monotherapy, Ravulizumab and/or Eculizumab therapy; or the subject is complement inhibitor naïve.

37. The use of any one of claims 22, 24-27 and 30-36, for treating a C5-associated disease or disorder in a subject in need thereof, wherein the co-formulation to be administered to the subject comprises a therapeutically effective amount of an anti-C5 antibody or antigen-binding fragment thereof which is Pozelimab and C5 iRNA which is Cemdisiran Na^+ salt form, wherein the subject has previously received Eculizumab, wherein the co-formulation comprises:

(i) a dose of Eculizumab to be intravenously administered and 200 mg of Cemdisiran Na^+ salt form to be subcutaneously administered;

(ii) a dose of the Eculizumab up to about 14 days (±3, 4, 5, 6 or 7 days) later (about day 15);

(iii) about 14 or 15 days (±3, 4, 5, 6 or 7 days) later (about day 29), Pozelimab at a dose of about 60 mg/kg body weight to be intravenously administered, about 400 mg of Pozelimab to be subcutaneously administered, and about 200 mg of the Cemdisiran Na^+ salt form to be subcutaneously administered; and

(iv) starting about 28 days (±3, 4, 5, 6 or 7 days) later (about day 57) and about every 28 days (±3, 4, 5, 6 or 7 days) thereafter, about 400 mg of Pozelimab to be subcutaneously administered and about 200 mg of the Cemdisiran Na^+ salt form to be subcutaneously administered.

38. The use of any one of claims 22, 24-27 and 30-37, for treating a C5- associated disease or disorder in a subject in need thereof, wherein the co-formulation is to be administered to the subject, wherein the co-formulations comprises a therapeutically effective amount of an anti-C5 antibody or antigen-binding fragment thereof which is Pozelimab, and a C5 iRNA which is Cemdisiran Na^+ salt form, wherein the subject has previously received Ravulizumab, wherein the co-formulations comprises:

(i) about 28 days (±3, 4, 5, 6 or 7 days) after the last Ravulizumab to be administered, about a 200 mg subcutaneous dose of Cemdisiran Na^+ form;

(ii) about 28 days (±3, 4, 5, 6 or 7 days) later (about day 29), about a 60 mg/kg intravenous dose of Pozelimab, about a 400 mg subcutaneous dose of Pozelimab and about a 200 mg subcutaneous dose of Cemdisiran Na^+ salt form;

(iii) starting about 28 days (±3, 4, 5, 6 or 7 days) later (about day 57) and about every about 28 days (±3, 4, 5, 6 or 7 days) thereafter, about a 400 mg subcutaneous dose of Pozelimab and about a 200 mg subcutaneous dose of Cemdisiran Na^+ salt form.

39. The use of any one of claims 22, 24-27 and 30-38, for treating a C5-associated disease or disorder in a subject in need thereof, wherein the co-formulation is to be administered to the subject, wherein the co-formulations comprises a therapeutically effective amount of an anti-C5 antibody or antigen-binding fragment thereof which is Pozelimab and a C5 iRNA which is Cemdisiran Na^+ salt form, wherein the subject has not previously received complement inhibitor treatment or not received complement inhibitor treatment recently, wherein the co-formulations comprises:

(i) on day 1, an intravenous dose of about 60 mg/kg Pozelimab, about a 400 mg subcutaneous dose of Pozelimab, and about a 200 mg subcutaneous dose of Cemdisiran Na^+ salt form; and

(ii) starting about 28 days later (±3, 4, 5, 6 or 7 days) and about every 4 weeks (±3, 4, 5, 6 or 7 days) thereafter, about 400 mg subcutaneous of Pozelimab and about 200 mg subcutaneous of the Cemdisiran Na^+ salt form.

40. The use of any one of claims 22, 24-27 and 30-39, for treating a C5-associated disease or disorder in a subject in need thereof, wherein the co-formulation is to be administered to the subject, wherein the co-formulations comprises a therapeutically effective amount of an anti-C5 antibody or antigen-binding fragment thereof which is Pozelimab and a C5 iRNA which is

Cemdisiran Na^+ salt form, wherein the subject has previously received Pozelimab monotherapy, the co-formulation comprising:

starting about 7 to 8 (±3 days) days after the last dose of Pozelimab monotherapy or when the next dose of the monotherapy is due and about every 4 weeks (±3, 4, 5, 6 or 7 days) thereafter, about a 400 mg subcutaneous dose of Pozelimab and about a 200 mg subcutaneous dose of the Cemdisiran Na^+ salt form.

41. Use of a co-formulation in the manufacture of a medicament for treating a C5-associated disease or disorder in a subject in need thereof, wherein the co-formulation is to be administered to the subject, wherein the co-formulation comprises a therapeutically effective amount of an anti-C5 antibody or antigen-binding fragment thereof, which is Pozelimab, in combination with a C5 iRNA, which is Cemdisiran salt form, wherein the subject has received one or more doses of a non-competing (N/C) anti-C5 antibody or antigen-binding fragment, which does not compete with Pozelimab for binding to C5, the co-formulation comprising:
(1) a dose of C5 iRNA after a dose of the N/C Ab, but before a first dose of Pozelimab;
or
(1) a dose of C5 iRNA after a dose of the N/C Ab, but before a first dose of Pozelimab; then
(2) an intravenous loading dose of Pozelimab which is the first dose of Pozelimab;
or
(1) an intravenous loading dose of Pozelimab along with a subcutaneous dose of Pozelimab 400 mg and a subcutaneous dose of Cemdisiran salt form 200 mg; then
(2) starting about 4 weeks thereafter (and continuing every 4 weeks thereafter), Pozelimab 400 mg subcutaneous and Cemdisiran salt form 200 mg subcutaneous;
or
(1) a dose of C5 iRNA after a dose of the N/C Ab has been administered and about 4 weeks before an intravenous loading dose of Pozelimab along with a subcutaneous dose of Pozelimab 400 mg and a subcutaneous dose of Cemdisiran salt form 200 mg; then
(2) starting about 4 weeks thereafter (and continuing every 4 weeks thereafter), Pozelimab 400 mg subcutaneous and Cemdisiran salt form 200 mg subcutaneous;
or
(1) a dose of C5 iRNA and the non-competing antibody or fragment N/C Ab on the day the dose of N/C Ab is due;
(2) the next dose of N/C Ab on the day such dose is due;

(3) after about 1-2 half-lives of the N/C Ab or when the next dose of N/C Ab would be due, a Pozelimab 30 or 60 mg/kg intravenous loading dose, a dose of Pozelimab 400 mg subcutaneous and a dose of Cemdisiran salt form 200 mg subcutaneous; and
(4) starting 4 weeks thereafter (and continuing every 4 weeks thereafter), Pozelimab 400 mg subcutaneous and Cemdisiran salt form 200 mg subcutaneous;
or
(1) following about 1-2 half-lives of the N/C Ab from the last dose thereof; or, on the day the next dose of N/C Ab is due; or, after half of the interval between doses has elapsed since the last dose of N/C Ab, a dose of C5 iRNA;
(2) following about another 1-2 half-lives of the N/C Ab, a Pozelimab 30 or 60 mg/kg intravenous loading dose, a dose of Pozelimab 400 mg subcutaneous and a dose of Cemdisiran salt form 200 mg subcutaneous; and
(3) starting 4 weeks thereafter (and continuing every 4 weeks thereafter), Pozelimab 400 mg subcutaneous and Cemdisiran salt form 200 mg subcutaneous Q4W.

42. The use of claim 41, wherein:
the dose of C5 iRNA is to be administered 2, 3, 4, 5, 6, 7 or 8 weeks after a dose of N/C Ab, but 1, 2, 3 or 4 weeks before the first dose of Pozelimab;
the intravenous loading dose of Pozelimab is 30 or 60 mg/kg;
the non-competing anti-C5 antibody or antigen-binding fragment is Eculizumab;
the non-competing anti-C5 antibody or antigen-binding fragment is Eculizumab and doses are due every 1, 2, 3 or 4 weeks;
the non-competing anti-C5 antibody or antigen-binding fragment is Ravulizumab;
the non-competing anti-C5 antibody or antigen-binding fragment is Ravulizumab and doses are due every 4 or 8 weeks;
the half-life of the non-competing antibody is about 11 days; and/or
the half-life of the non-competing antibody is about 32 days.

43. The use of any one of claims 22, 24-27 and 30-42 wherein, during treatment, the subject achieves or achieves and maintains any one or more of:

- hemoglobin stabilization;
- does not receive a red blood cell transfusion;
- has no decrease in hemoglobin ≥2 g/dL;

- does not experience breakthrough hemolysis; CH50 levels in blood are fully suppressed relative to baseline (at 0 kIU/L) before treatment and/or during any breakthrough hemolysis event;
- lack of treatment emergent adverse events;
- Improvement in fatigue, relative to before treatment;
- >5 point improvement in FACIT-Fatigue score relative to before treatment;
- improvement in physical functioning score on the European;
- organization for Research and Treatment of Cancer: Quality-of-Life Questionnaire; core 30 items (EORTC QLQ-C30)) relative to before treatment;
- improvement in GHS/QoL (global health status/QOL scale (GHS)), relative to before treatment;
- reduction in lactate dehydrogenase (LDH) levels relative to before treatment;
- achievement of LDH ≤1.5 × upper limit of normal (ULN) relative to before treatment
- achievement and maintenance of LDH ≤1.0 × ULN;
- a reduction in blood bilirubin levels relative to before treatment;
- a reduction in reticulocyte count relative to before treatment;
- a reduction in alternative pathway hemolytic activity assay (AH50) relative to before treatment;
- a reduction in PNH erythrocytes and/or granulocytes relative to before treatment;
- improvement in fatigue, shortness of breath, muscle weakness, headache, abdominal, pain, pain in back/legs, chest discomfort, difficulty sleeping, difficulty thinking clearly, and/or difficulty swallowing relative to before treatment;
- improvement in renal function as measured by estimated glomerular filtration rate (eGFR) relative to before treatment;
- reduction in blood free hemoglobin relative to before treatment;
- reduction in total C5 blood levels relative to before treatment;
- reduction in PNH clone size relative to before treatment; and/or
- increase in haptoglobin level relative to before treatment.

44. The use of any one of claims 22, 24-27 and 30-43, wherein the C5-associated disease or disorder is a disorder of inappropriate or undesirable complement activation; a hemodialysis complication; a lung disease or disorder; a neurological disorder; a parasitic disease; a post-ischemic reperfusion condition; a proteinuric kidney disease; a renal disorder; adult respiratory

distress syndrome (ARDS); age-related macular degeneration (AMD); allergy; Alport's syndrome; Alzheimer's disease; an autoimmune disease or; an immune complex disorder; an inflammatory disorder; an ocular disease; an organic dust disease; angiopathic thrombosis and protein-losing enteropathy; asthma; atherosclerosis; bronchoconstriction; bullous pemphigoid; C3 glomerulopathy; capillary leak syndrome; CHAPLE disease (CD55 deficiency with hyperactivation of complement, angiopathic thrombosis and protein-losing enteropathy); chemical injury due to irritant gasses and/or chemicals; chronic obstructive pulmonary disease (COPD); complement activation due to burn; complement activation due to frostbite; complement activation due to obesity; complement activation due to sepsis; Crohn's disease; diabetes; diabetic macular edema (DME); diabetic nephropathy; diabetic retinopathy; dry AMD; dyspnea; emphysema; epilepsy; fibrogenic dust diseases; geographic atrophy (GA); glomerulopathy; Goodpasture's Syndrome; Guillain-Barre Syndrome; hemolytic anemia; hemoptysis; hereditary angioedema; hyperacute allograft rejection; hypersensitivity pneumonitis; immune complex-associated inflammation; infectious disease; inflammation of an autoimmune disease; inherited CD59 deficiency; injury due to inert dusts and/or minerals; interleukin-2 induced toxicity during IL-2 therapy; lupus nephritis; membranoproliferative glomerulonephritis; membranoproliferative nephritis; mesenteric artery reperfusion after aortic reconstruction; multiple sclerosis; myasthenia gravis; myocardial infarction; neuromyelitis optica; ocular angiogenesis; Parkinson's disease; pneumonia; progressive kidney failure; psoriasis; pulmonary embolisms and infarcts; pulmonary fibrosis; pulmonary vasculitis; renal ischemia; renal ischemia-reperfusion injury; rheumatoid arthritis; schizophrenia; SLE nephritis; smoke injury; stroke; systemic inflammatory response in post-pump syndrome due to cardiopulmonary bypass or renal bypass; systemic lupus erythematosus (SLE); thermal injury; traumatic brain injury; uveitis; vasculitis; wet AMD; paroxysmal nocturnal hemoglobinuria (PNH); and/or xenograft rejection.

45. The use of any one of claims 22, 24-27, 30-34, and 36-44, wherein the C5 iRNA and the anti-C5 antibody or antigen-binding fragment are co-formulated into a co-formulation comprising 100 mg/ml Cemdisiran Na^+ salt form and 100 mg/ml Pozelimab; or 50 mg/ml Cemdisiran Na^+ salt form and 100 mg/ml Pozelimab.

46. The use of claim 45, wherein the co-formulation comprises:

Cemdisiran Na^+ form;

Pozelimab, wherein the Pozelimab was expressed and isolated from a mammalian host cell that includes beta-hexosaminidase;

a buffer;

a viscosity reducer;

a stabilizer; and

a non-ionic surfactant; and

at a pH of about 6.5.

47. The use of any one of claims 22, 24-27 and 30-46, wherein the subcutaneous injections are performed with a pre-filled syringe.

48. The use of any one of claims 22, 24-27 and 30-47, wherein the subject suffers from paroxysmal nocturnal hemoglobinuria, myasthenia gravis, geographic atrophy, and/or dry age-related macular degeneration.

49. The use of any one of claims 22, 24-27 and 30-48, wherein the subject has previously received or which further comprises to be administered, before (optionally, which is any of 1, 2, 3, 4, 5, 6, 7, 8, 9 10, 11, 12, 13, 14, 15, 16, 17, 18, 19, 20, 21, 22, 23, 24, 25, 26, 27, 28, 29 or 30 days before), after or during the 400 mg subcutaneous Pozelimab and 200 mg subcutaneous Cemdisiran to be administered, to the subject:

- one or more doses of subcutaneous or intravenous Pozelimab;
- one or more 400 mg subcutaneous doses of Pozelimab;
- one or more doses of subcutaneous or intravenous anti-C5 antibody or antigen-binding fragment;
- one or more doses of subcutaneous or intravenous Eculizumab;
- one or more doses of subcutaneous or intravenous Ravulizumab;
- one or more doses of subcutaneous or intravenous Cemdisiran salt form;
- one or more doses of subcutaneous or intravenous C5 iRNA;
- one or more subcutaneous doses of 800 mg Pozelimab;
- one or more subcutaneous doses of 800 mg anti-C5 antibody or antigen-binding fragment;
- one or more intravenous doses of 30 mg/kg body weight Pozelimab;
- one or more intravenous doses of 30 mg/kg body weight anti-C5 antibody or antigen-binding fragment;

- one or more intravenous doses of about 60 mg/kg body weight of Pozelimab;
- one or more intravenous doses of about 60 mg/kg body weight of anti-C5 antibody or antigen-binding fragment;
- one or more subcutaneous doses of about 800 mg of Pozelimab;
- one or more subcutaneous doses of about 800 mg of anti-C5 antibody or antigen-binding fragment;
- one intravenous dose of about 60 mg/kg body weight of Pozelimab and then one or more subcutaneous doses of about 800 mg of Pozelimab;
- one intravenous dose of about 60 mg/kg body weight of anti-C5 antibody or antigen-binding fragment and then one or more subcutaneous doses of about 800 mg of anti-C5 antibody or antigen-binding fragment;
- one or more doses of >300, >600, >900 or >1200 mg of Eculizumab intravenously;
- one or more doses of 200 mg of Cemdisiran salt form subcutaneously;

and/or

- one or more doses of 200 mg of C5 iRNA subcutaneously.

50. The use of any one of claims 22, 24-27 and 30-49, wherein:

- anti-C5 antibody or antigen-binding fragment to be intravenously administered is separated from the anti-C5 antibody or antigen-binding fragment or the C5 iRNA to be subcutaneously administered by about 30 minutes;
- the anti-C5 antibody or antigen-binding fragment and C5 iRNA to be subcutaneously administered is followed by an observation period of about 30 minutes, 1 hour or 2 hours; and/or
- C5 iRNA to be subcutaneously administered is followed by an observation period of about 30 minutes, 1 hour or 2 hours.

51. The use of any one or claims 22, 24-27 and 30-50, wherein if the subject exhibits one or more of the criteria:

- breakthrough hemolysis that is not due to a complement activating condition; and/or
- LDH increase ≥2 x ULN due to a complement activating condition,

then the subject receives an intensified treatment further comprising one or more 30 mg/kg intravenous dose of anti-C5 antibody or antigen-binding fragment.

52. The use of any one or claims 22, 24-27 and 30-51, wherein if the subject exhibits one or more of the criteria:

- breakthrough hemolysis that is not due to a complement activating condition; and/or
- LDH increase ≥2 x ULN due to a complement activating condition,

then the subject receives an intensified treatment wherein:

(1) if the subject had received a treatment regimen comprising about 400 mg of the anti-C5 antibody or antigen-binding fragment to be subcutaneously administered about every 4 weeks (±3, 4, 5, 6 or 7 days), and about 200 mg of the C5 iRNA to be subcutaneously administered about every 4 weeks (±3, 4, 5, 6 or 7 days); then

a single 30 mg/kg intravenous dose of anti-C5 antibody or antigen-binding fragment is to be administered on the day of intensification and an intensified regimen of about 400 mg of the anti-C5 antibody or antigen-binding fragment is to be administered subcutaneously about every 2 weeks (±3, 4, 5, 6 or 7 days), and about 200 mg of the C5 iRNA is to be administered subcutaneously about every 4 weeks (±3, 4, 5, 6 or 7 days) starting on the day of intensification; or

(2) if the subject had received a treatment regimen comprising about 400 mg of the anti-C5 antibody or antigen-binding fragment is to be administered subcutaneously about every 2 weeks (±3, 4, 5, 6 or 7 days), and about 200 mg of the C5 iRNA is to be administered subcutaneously about every 4 weeks (±3, 4, 5, 6 or 7 days); then

a single 30 mg/kg intravenous dose of anti-C5 antibody or antigen-binding fragment is to be administered on the day of intensification and re-initiation of the treatment regimen comprising about 400 mg of the anti-C5 antibody or antigen-binding fragment is to be administered subcutaneously about every 2 weeks (±3, 4, 5, 6 or 7 days), and about 200 mg of the C5 iRNA is to be administered subcutaneously about every 4 weeks (±3, 4, 5, 6 or 7 days) starting on the day of intensification.

53. The use of any one of claims 22, 24-27 and 30-52 wherein the anti-C5 antibody or antigen-binding fragment or Pozelimab is expressed in a mammalian host cell and the iRNA or the Cemdisiran is chemically synthesized.

54. The use of claim 53, wherein the host cell is a Chinese hamster ovary cell.

55. The use of any one of claims 22, 24-27 and 30-54, wherein the anti-C5 antibody or antigen-binding fragment and the C5 iRNA are co-formulated into a co-formulation that comprises

- no more than about 2.1 parts per million (ppm) molar ratio of beta-hexosaminidase to antibody or antigen-binding fragment;
- include no more than about 0.170 micrograms/ml beta-hexosaminidase,
- include no more than about 0.04 micrograms/ml beta-hexosaminidase; and/or
- about 0.04; 0.05; 0.06; 0.0605; 0.063; 0.07; 0.0765; 0.078; 0.08; 0.14; 0.141; 0.15; 0.1525; 0.166; or 0.17 micrograms/ml beta-hexosaminidase; or no more than any of such concentrations.

56. The use of any one of claims 22, 24-27 and 30-55, wherein the antibody or antigen-binding fragment thereof comprises:

(1) a heavy chain variable region (HCVR) that comprises the HCDR1, HCDR2 and HCDR3 of a HCVR that comprises the amino acid sequence set forth in SEQ ID NO: 2, and a light chain variable region (LCVR) that comprises the LCDR1, LCDR2 and LCDR3 of a LCVR that comprises the amino acid sequence set forth in SEQ ID NO: 10;

(2) a heavy chain variable region (HCVR) that comprises the HCDR1, HCDR2 and HCDR3 of a HCVR that comprises the amino acid sequence set forth in SEQ ID NO: 18, and a light chain variable region (LCVR) that comprises the LCDR1, LCDR2 and LCDR3 of a LCVR that comprises the amino acid sequence set forth in SEQ ID NO: 26;

(3) a heavy chain variable region (HCVR) that comprises the HCDR1, HCDR2 and HCDR3 of a HCVR that comprises the amino acid sequence set forth in SEQ ID NO: 34, and a light chain variable region (LCVR) that comprises the LCDR1, LCDR2 and LCDR3 of a LCVR that comprises the amino acid sequence set forth in SEQ ID NO: 42;

(4) a heavy chain variable region (HCVR) that comprises the HCDR1, HCDR2 and HCDR3 of a HCVR that comprises the amino acid sequence set forth in SEQ ID NO: 50, and a light chain variable region (LCVR) that comprises the LCDR1, LCDR2 and LCDR3 of a LCVR that comprises the amino acid sequence set forth in SEQ ID NO: 58;

(5) a heavy chain variable region (HCVR) that comprises the HCDR1, HCDR2 and HCDR3 of a HCVR that comprises the amino acid sequence set forth in SEQ ID NO: 66, and a light chain variable region (LCVR) that comprises the LCDR1, LCDR2 and LCDR3 of a LCVR that comprises the amino acid sequence set forth in SEQ ID NO: 74;

(6) a heavy chain variable region (HCVR) that comprises the HCDR1, HCDR2 and HCDR3 of a HCVR that comprises the amino acid sequence set forth in SEQ ID NO: 82, and a light chain variable region (LCVR) that comprises the LCDR1, LCDR2 and LCDR3 of a LCVR that comprises the amino acid sequence set forth in SEQ ID NO: 90;

(7) a heavy chain variable region (HCVR) that comprises the HCDR1, HCDR2 and HCDR3 of a HCVR that comprises the amino acid sequence set forth in SEQ ID NO: 98, and a light chain variable region (LCVR) that comprises the LCDR1, LCDR2 and LCDR3 of a LCVR that comprises the amino acid sequence set forth in SEQ ID NO: 106;

(8) a heavy chain variable region (HCVR) that comprises the HCDR1, HCDR2 and HCDR3 of a HCVR that comprises the amino acid sequence set forth in SEQ ID NO: 98, and a light chain variable region (LCVR) that comprises the LCDR1, LCDR2 and LCDR3 of a LCVR that comprises the amino acid sequence set forth in SEQ ID NO: 114;

(9) a heavy chain variable region (HCVR) that comprises the HCDR1, HCDR2 and HCDR3 of a HCVR that comprises the amino acid sequence set forth in SEQ ID NO: 122, and a light chain variable region (LCVR) that comprises the LCDR1, LCDR2 and LCDR3 of a LCVR that comprises the amino acid sequence set forth in SEQ ID NO: 106;

(10) a heavy chain variable region (HCVR) that comprises the HCDR1, HCDR2 and HCDR3 of a HCVR that comprises the amino acid sequence set forth in SEQ ID NO: 98, and a light chain variable region (LCVR) that comprises the LCDR1, LCDR2 and LCDR3 of a LCVR that comprises the amino acid sequence set forth in SEQ ID NO: 130;

(11) a heavy chain variable region (HCVR) that comprises the HCDR1, HCDR2 and HCDR3 of a HCVR that comprises the amino acid sequence set forth in SEQ ID NO: 138, and a light chain variable region (LCVR) that comprises the LCDR1, LCDR2 and LCDR3 of a LCVR that comprises the amino acid sequence set forth in SEQ ID NO: 106;

(12) a heavy chain variable region (HCVR) that comprises the HCDR1, HCDR2 and HCDR3 of a HCVR that comprises the amino acid sequence set forth in SEQ ID NO: 146, and a light chain variable region (LCVR) that comprises the LCDR1, LCDR2 and LCDR3 of a LCVR that comprises the amino acid sequence set forth in SEQ ID NO: 106;

(13) a heavy chain variable region (HCVR) that comprises the HCDR1, HCDR2 and HCDR3 of a HCVR that comprises the amino acid sequence set forth in SEQ ID NO: 122, and a light chain variable region (LCVR) that comprises the LCDR1, LCDR2 and LCDR3 of a LCVR that comprises the amino acid sequence set forth in SEQ ID NO: 130;

(14) a heavy chain variable region (HCVR) that comprises the HCDR1, HCDR2 and HCDR3 of a HCVR that comprises the amino acid sequence set forth in SEQ ID NO: 146, and a light

chain variable region (LCVR) that comprises the LCDR1, LCDR2 and LCDR3 of a LCVR that comprises the amino acid sequence set forth in SEQ ID NO: 114;

(15) a heavy chain variable region (HCVR) that comprises the HCDR1, HCDR2 and HCDR3 of a HCVR that comprises the amino acid sequence set forth in SEQ ID NO: 146, and a light chain variable region (LCVR) that comprises the LCDR1, LCDR2 and LCDR3 of a LCVR that comprises the amino acid sequence set forth in SEQ ID NO: 130;

(16) a heavy chain variable region (HCVR) that comprises the HCDR1, HCDR2 and HCDR3 of a HCVR that comprises the amino acid sequence set forth in SEQ ID NO: 138, and a light chain variable region (LCVR) that comprises the LCDR1, LCDR2 and LCDR3 of a LCVR that comprises the amino acid sequence set forth in SEQ ID NO: 130;

(17) a heavy chain variable region (HCVR) that comprises the HCDR1, HCDR2 and HCDR3 of a HCVR that comprises the amino acid sequence set forth in SEQ ID NO: 154, and a light chain variable region (LCVR) that comprises the LCDR1, LCDR2 and LCDR3 of a LCVR that comprises the amino acid sequence set forth in SEQ ID NO: 162;

(18) a heavy chain variable region (HCVR) that comprises the HCDR1, HCDR2 and HCDR3 of a HCVR that comprises the amino acid sequence set forth in SEQ ID NO: 170, and a light chain variable region (LCVR) that comprises the LCDR1, LCDR2 and LCDR3 of a LCVR that comprises the amino acid sequence set forth in SEQ ID NO: 178;

(19) a heavy chain variable region (HCVR) that comprises the HCDR1, HCDR2 and HCDR3 of a HCVR that comprises the amino acid sequence set forth in SEQ ID NO: 186, and a light chain variable region (LCVR) that comprises the LCDR1, LCDR2 and LCDR3 of a LCVR that comprises the amino acid sequence set forth in SEQ ID NO: 194;

(20) a heavy chain variable region (HCVR) that comprises the HCDR1, HCDR2 and HCDR3 of a HCVR that comprises the amino acid sequence set forth in SEQ ID NO: 202, and a light chain variable region (LCVR) that comprises the LCDR1, LCDR2 and LCDR3 of a LCVR that comprises the amino acid sequence set forth in SEQ ID NO: 210;

(21) a heavy chain variable region (HCVR) that comprises the HCDR1, HCDR2 and HCDR3 of a HCVR that comprises the amino acid sequence set forth in SEQ ID NO: 218, and a light chain variable region (LCVR) that comprises the LCDR1, LCDR2 and LCDR3 of a LCVR that comprises the amino acid sequence set forth in SEQ ID NO: 226;

(22) a heavy chain variable region (HCVR) that comprises the HCDR1, HCDR2 and HCDR3 of a HCVR that comprises the amino acid sequence set forth in SEQ ID NO: 234, and a light chain variable region (LCVR) that comprises the LCDR1, LCDR2 and LCDR3 of a LCVR that comprises the amino acid sequence set forth in SEQ ID NO: 242;

(23) a heavy chain variable region (HCVR) that comprises the HCDR1, HCDR2 and HCDR3 of a HCVR that comprises the amino acid sequence set forth in SEQ ID NO: 250, and a light chain variable region (LCVR) that comprises the LCDR1, LCDR2 and LCDR3 of a LCVR that comprises the amino acid sequence set forth in SEQ ID NO: 258;

(24) a heavy chain variable region (HCVR) that comprises the HCDR1, HCDR2 and HCDR3 of a HCVR that comprises the amino acid sequence set forth in SEQ ID NO: 266, and a light chain variable region (LCVR) that comprises the LCDR1, LCDR2 and LCDR3 of a LCVR that comprises the amino acid sequence set forth in SEQ ID NO: 258;

(25) a heavy chain variable region (HCVR) that comprises the HCDR1, HCDR2 and HCDR3 of a HCVR that comprises the amino acid sequence set forth in SEQ ID NO: 274, and a light chain variable region (LCVR) that comprises the LCDR1, LCDR2 and LCDR3 of a LCVR that comprises the amino acid sequence set forth in SEQ ID NO: 282;

(26) a heavy chain variable region (HCVR) that comprises the HCDR1, HCDR2 and HCDR3 of a HCVR that comprises the amino acid sequence set forth in SEQ ID NO: 290, and a light chain variable region (LCVR) that comprises the LCDR1, LCDR2 and LCDR3 of a LCVR that comprises the amino acid sequence set forth in SEQ ID NO: 298;

(27) a heavy chain variable region (HCVR) that comprises the HCDR1, HCDR2 and HCDR3 of a HCVR that comprises the amino acid sequence set forth in SEQ ID NO: 306, and a light chain variable region (LCVR) that comprises the LCDR1, LCDR2 and LCDR3 of a LCVR that comprises the amino acid sequence set forth in SEQ ID NO: 314;

(28) a heavy chain variable region (HCVR) that comprises the HCDR1, HCDR2 and HCDR3 of a HCVR that comprises the amino acid sequence set forth in SEQ ID NO: 322, and a light chain variable region (LCVR) that comprises the LCDR1, LCDR2 and LCDR3 of a LCVR that comprises the amino acid sequence set forth in SEQ ID NO: 330; and/or

(29) a heavy chain variable region (HCVR) that comprises the HCDR1, HCDR2 and HCDR3 of a HCVR that comprises the amino acid sequence set forth in SEQ ID NO: 338, and a light chain variable region (LCVR) that comprises the LCDR1, LCDR2 and LCDR3 of a LCVR that comprises the amino acid sequence set forth in SEQ ID NO: 346.

57. The use of any one of claims 22, 24-27 and 30-56, wherein the C5 iRNA and the antibody or antigen-binding fragment thereof that binds specifically to C5 are in a co-formulation of any one of claims 1-21.

58. The use of any one or claims 22, 24-27 and 30-57, wherein the C5 iRNA and the anti-C5 antibody or antigen-binding fragment thereof are in a single co-formulation which, when to be administered subcutaneously, is formulated to be administered in 1 or 2 or more injections of said co-formulation.

59. The use of any one or claims 22, 24-27 and 30-58, wherein the C5 iRNA and the anti-C5 antibody or antigen-binding fragment thereof are in a single co-formulation which, when to be administered subcutaneously, is formulated to be administered in 2 injections of said co-formulation.

60. The use of any one of claims 22, 24-27 and 30-59, wherein the C5 iRNA is Cemdisiran salt form.

61. The use of claim 60, wherein the Cemdisiran is the Na^+ salt form.

62. The use of any one of claims 22, 24-27 and 30-61, wherein the anti-C5 antibody or antigen-binding fragment thereof is Pozelimab.

63. The use or co-formulation of any one of the preceding claims, wherein the Pozelimab or anti-C5 antibody or antigen-binding fragment comprises a heavy chain comprising the amino acid sequence:
QVQLQESGPGLVKPSETLSLTCTVSGDSVSSSYWTWIRQPPGKGLEWIGYIYYSGSSNYNPSL
KSRATISVDTSKNQFSLKLSSVTAADTAVYYCAREGNVDTTMIFDYWGQGTLVTVSSASTKGP
SVFPLAPCSRSTSESTAALGCLVKDYFPEPVTVSWNSGALTSGVHTFPAVLQSSGLYSLSSVV
TVPSSSLGTKTYTCNVDHKPSNTKVDKRVESKYGPPCPPCPAPEFLGGPSVFLFPPKPKDTLMI
SRTPEVTCVVVDVSQEDPEVQFNWYVDGVEVHNAKTKPREEQFNSTYRVVSVLTVLHQDWLN
GKEYKCKVSNKGLPSSIEKTISKAKGQPREPQVYTLPPSQEEMTKNQVSLTCLVKGFYPSDIAV
EWESNGQPENNYKTTPPVLDSDGSFFLYSRLTVDKSRWQEGNVFSCSVMHEALHNHYTQKS
LSLSLGK (SEQ ID NO: 358); optionally, lacking the C-terminal Lysine;
and a light chain comprising the amino acid sequence:
AIQMTQSPSSLSASVGDRVTITCRASQGIRNDLGWYQQKPGKAPKLLIYAASSLQSGVPSRFA
GRGSGTDFTLTISSLQPEDFATYYCLQDFNYPWTFGQGTKVEIKRTVAAPSVFIFPPSDEQLKS
GTASVVCLLNNFYPREAKVQWKVDNALQSGNSQESVTEQDSKDSTYSLSSTLTLSKADYEKH
KVYACEVTHQGLSSPVTKSFNRGEC (SEQ ID NO: 359).