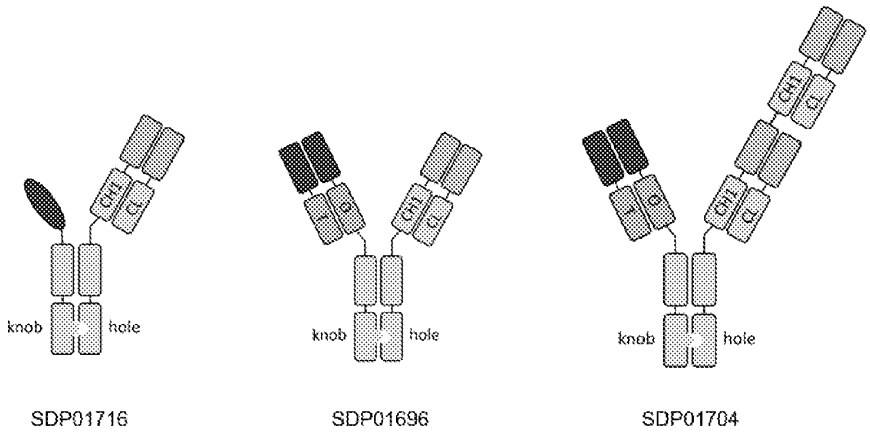
CH1
CL
knob
hole
SDP01716
SDP01696
SDP01704

图 1

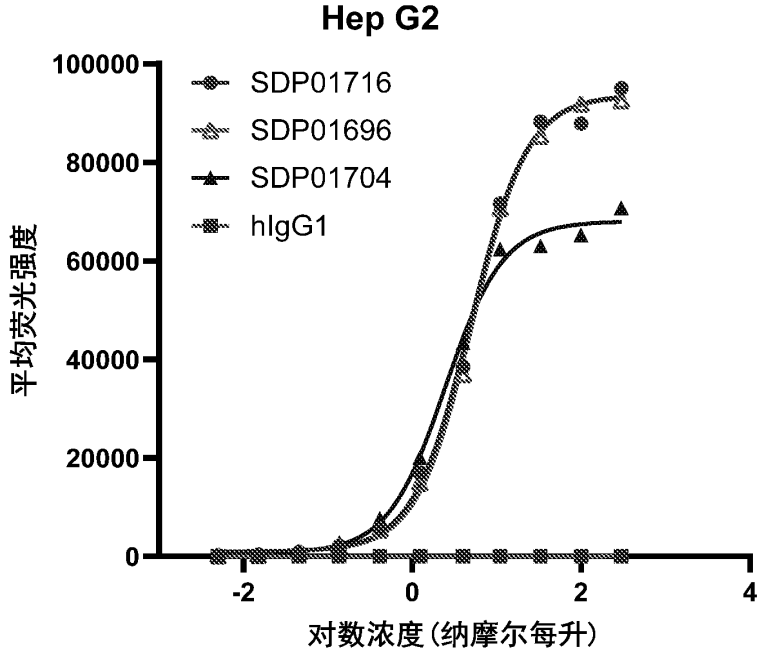
Hep G2
SDP01716
SDP01696
SDP01704
hIgG1
平均荧光强度
100000
80000
60000
40000
20000
0
-2
0
2
4
对数浓度(纳摩尔每升)

图 2A

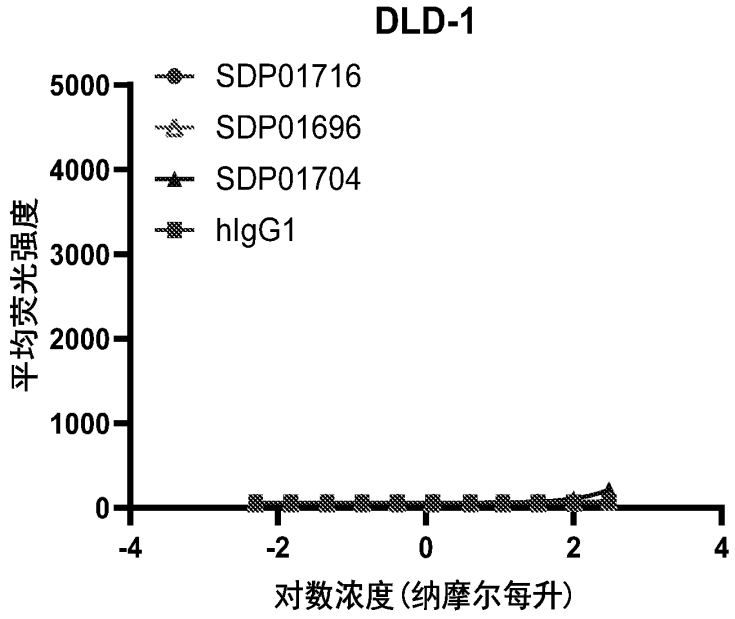
DLD-1
SDP01716
SDP01696
SDP01704
hIgG1
平均荧光强度
5000
4000
3000
2000
1000
0
-4
-2
0
2
4
对数浓度(纳摩尔每升)

图 2B

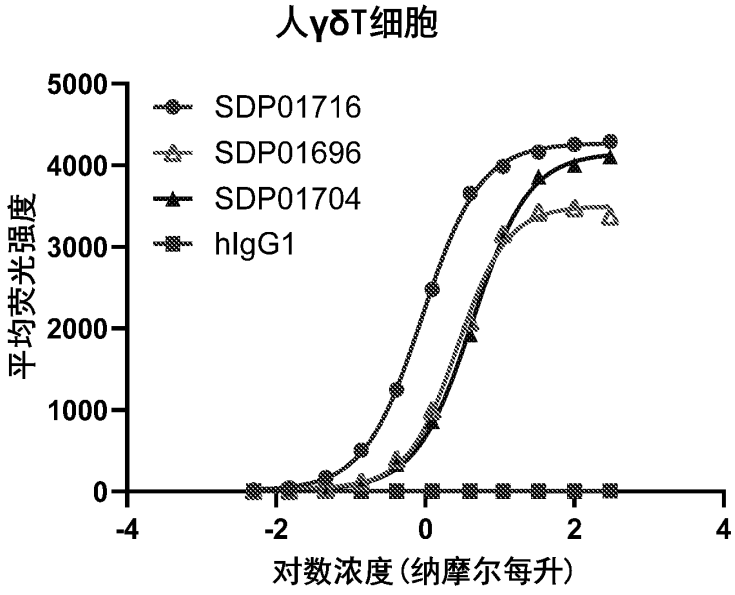
人γδT细胞
SDP01716
SDP01696
SDP01704
hIgG1
平均荧光强度
5000
4000
3000
2000
1000
0
-4
-2
0
2
4
对数浓度(纳摩尔每升)

图 2C

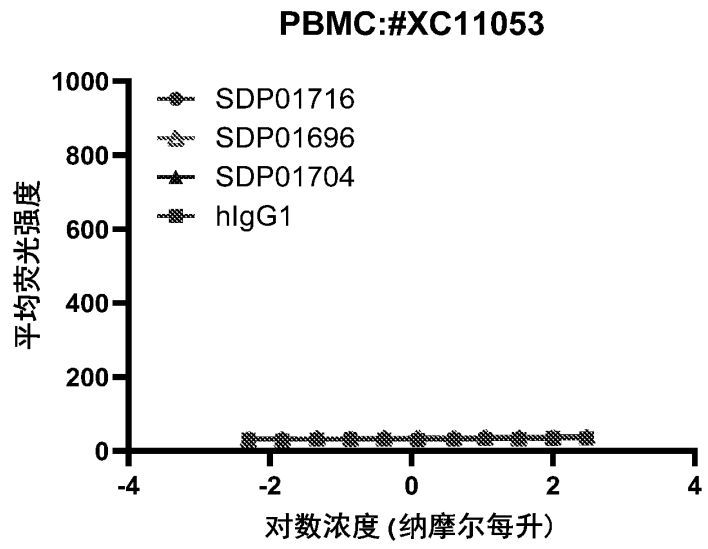
PBMC:#XC11053
SDP01716
SDP01696
SDP01704
hIgG1
平均荧光强度
1000
800
600
400
200
0
-4
-2
0
2
4
对数浓度 (纳摩尔每升)

图 2D

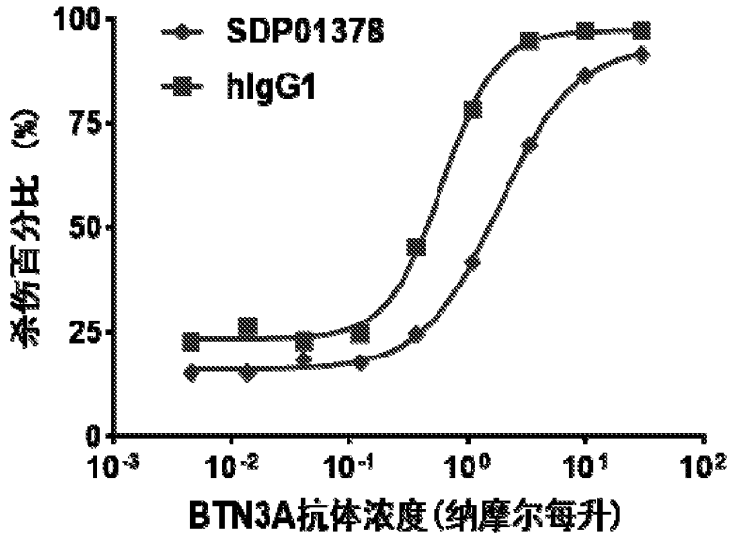
SDP01378
hIgG1
杀伤百分比 (%)
100
75
50
25
0
10-3
10-2
10-1
100
101
102
BTN3A抗体浓度(纳摩尔每升)

图 3A

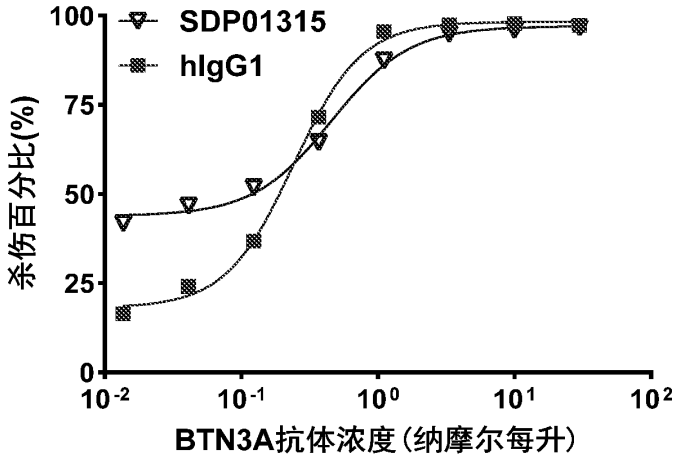
SDP01315
hIgG1
杀伤百分比(%)
100
75
50
25
0
10-2
10-1
100
101
102
BTN3A抗体浓度(纳摩尔每升)

图 3B

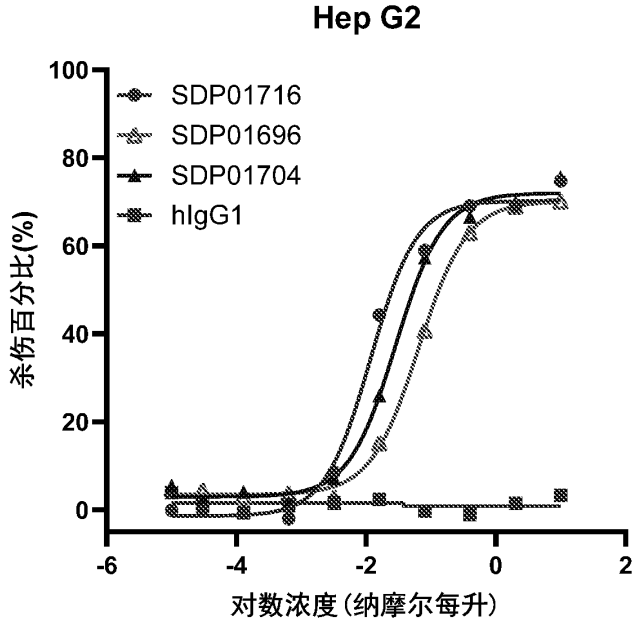
Hep G2
SDP01716
SDP01696
SDP01704
hIgG1
杀伤百分比(%)
100
80
60
40
20
0
-6
-4
-2
0
2
对数浓度(纳摩尔每升)

图 4A

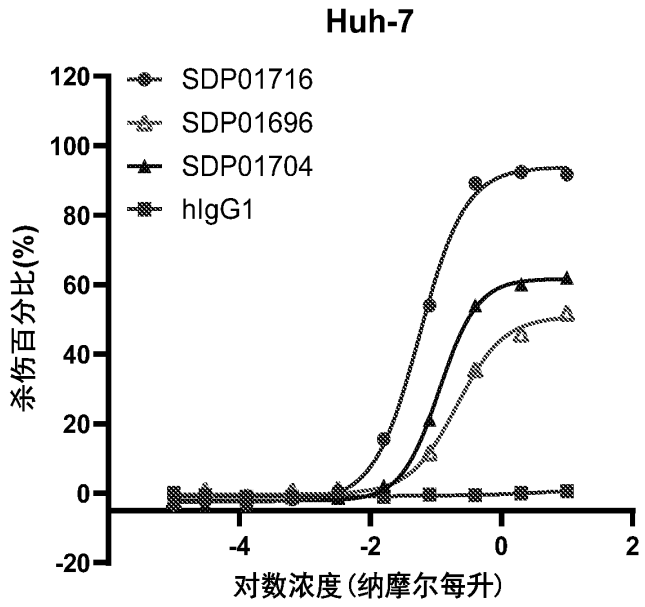
Huh-7
SDP01716
SDP01696
SDP01704
hIgG1
杀伤百分比(%)
120
100
80
60
40
20
0
-20
-4
-2
0
2
对数浓度(纳摩尔每升)

图 4B

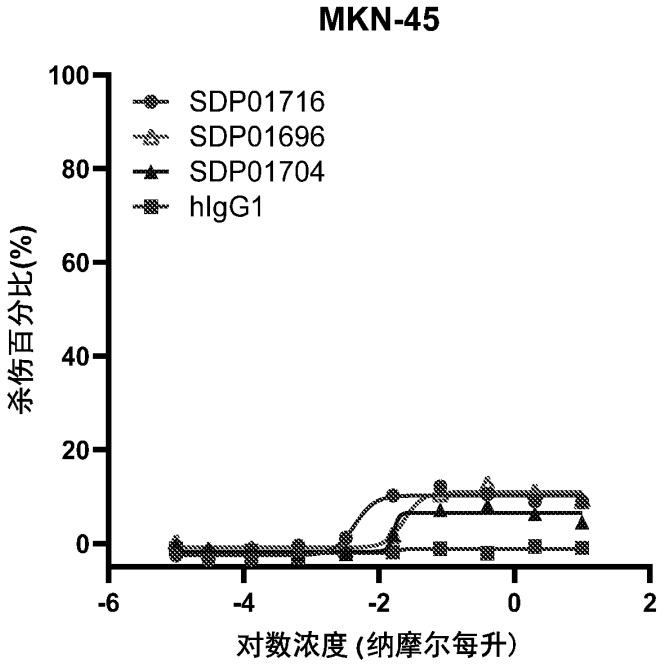
MKN-45
SDP01716
SDP01696
SDP01704
hIgG1
杀伤百分比(%)
100
80
60
40
20
0
-6
-4
-2
0
2
对数浓度(纳摩尔每升)

图 4C

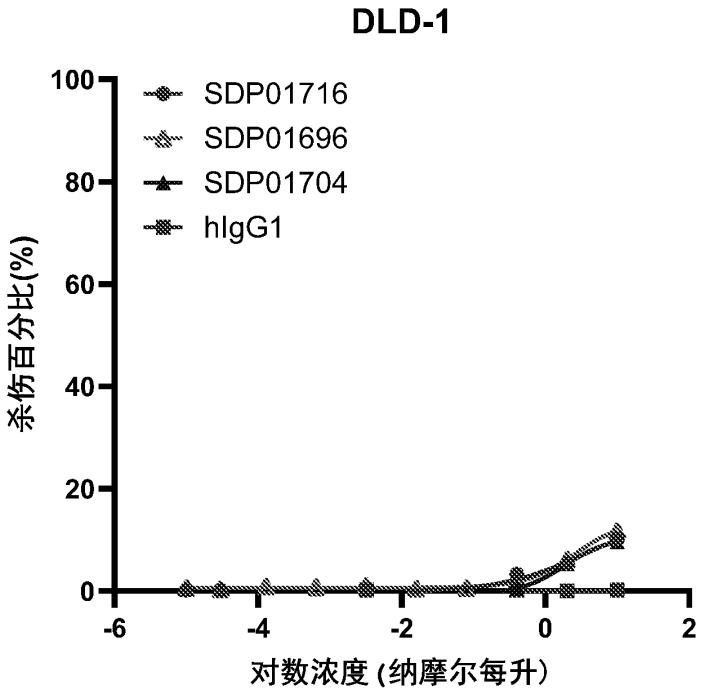
DLD-1
SDP01716
SDP01696
SDP01704
hIgG1
杀伤百分比(%)
100
80
60
40
20
0
-6
-4
-2
0
2
对数浓度 (纳摩尔每升)

图 4D

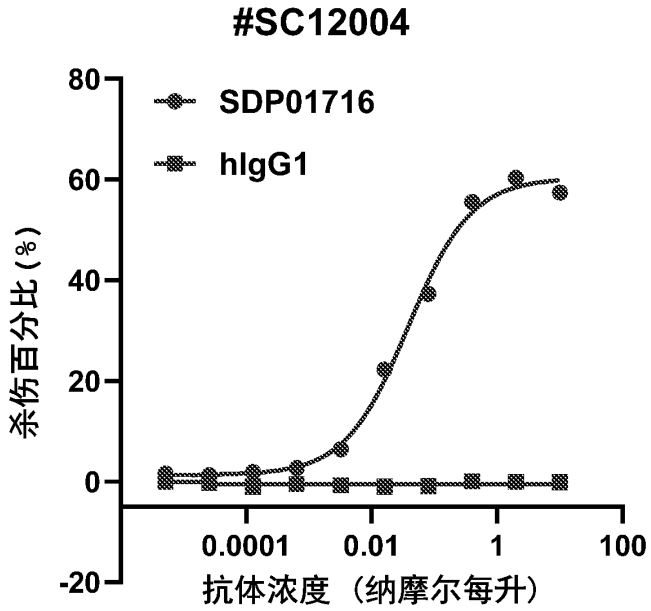
#SC12004
SDP01716
hIgG1
杀伤百分比 (%)
80
60
40
20
0
-20
0.0001
0.01
1
100
抗体浓度（纳摩尔每升）

图 5A

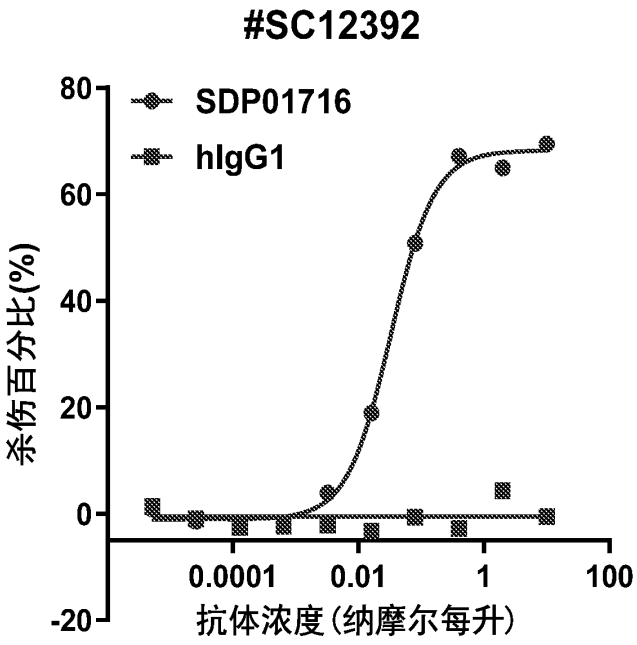
#SC12392
SDP01716
hIgG1
80
60
40
20
0
-20
杀伤百分比(%)
0.0001
0.01
1
100
抗体浓度(纳摩尔每升)

图 5B

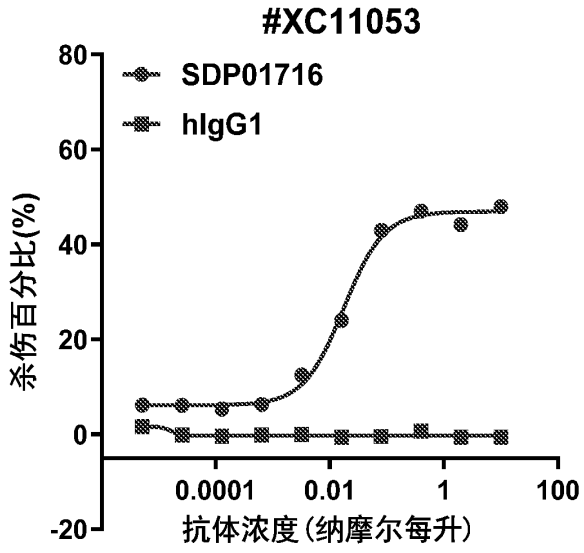
#XC11053
SDP01716
hIgG1
80
60
40
20
0
-20
杀伤百分比(%)
0.0001
0.01
1
100
抗体浓度(纳摩尔每升)

图 5C

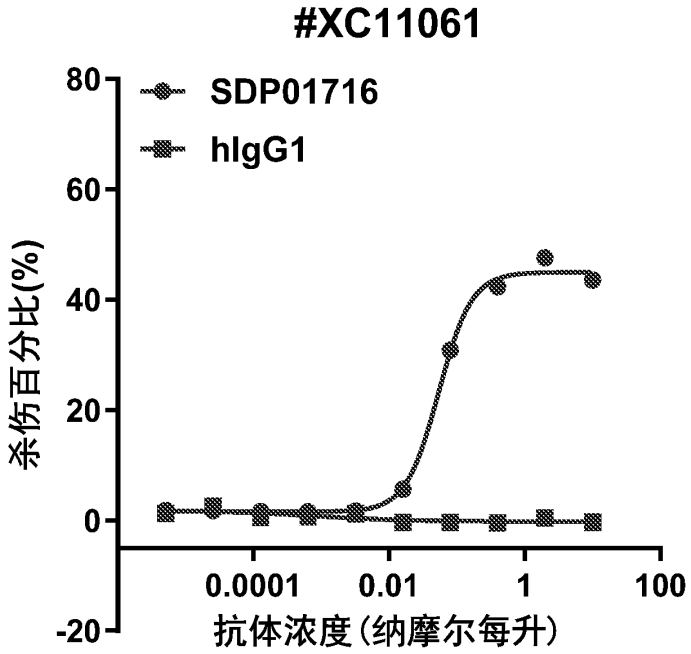
#XC11061
SDP01716
hIgG1
80
60
40
20
0
-20
杀伤百分比(%)
0.0001
0.01
1
100
抗体浓度(纳摩尔每升)

图 5D

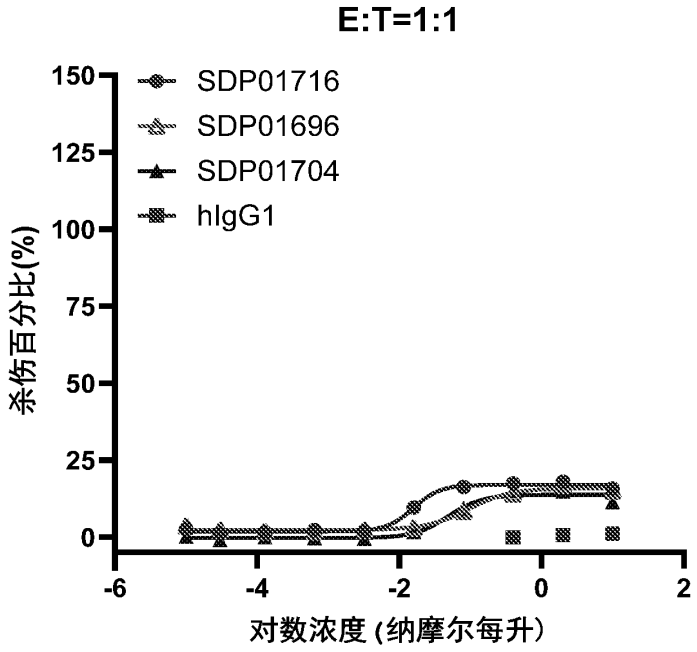
E:T=1:1
SDP01716
SDP01696
SDP01704
hIgG1
150
125
100
75
50
25
0
杀伤百分比(%)
-6
-4
-2
0
2
对数浓度(纳摩尔每升)

图 6A

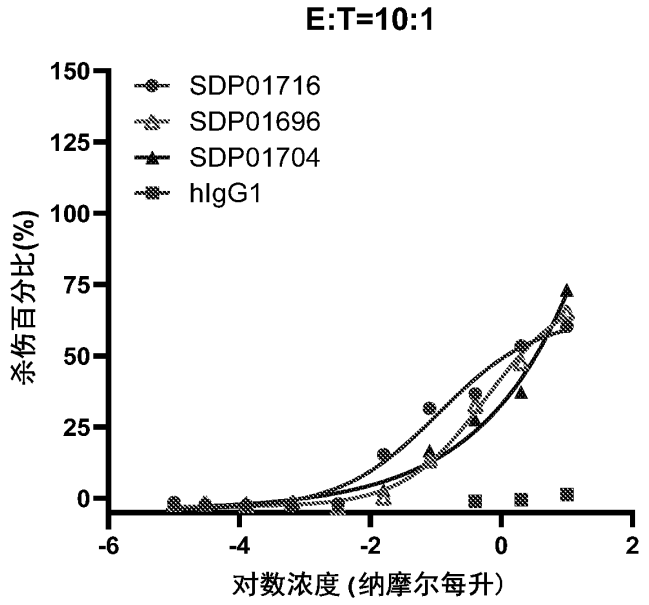
E:T=10:1
SDP01716
SDP01696
SDP01704
hIgG1
杀伤百分比(%)
150
125
100
75
50
25
0
-6
-4
-2
0
2
对数浓度 (纳摩尔每升)

图 6B

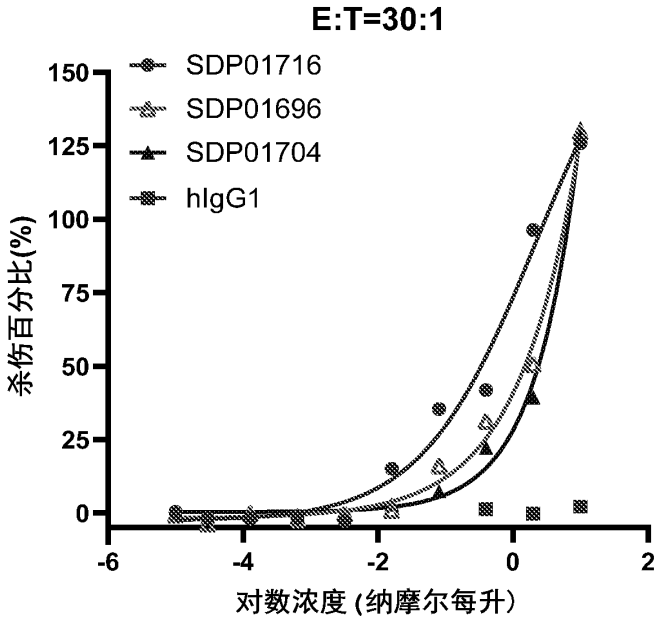
E:T=30:1
SDP01716
SDP01696
SDP01704
hIgG1
杀伤百分比(%)
150
125
100
75
50
25
0
-6
-4
-2
0
2
对数浓度 (纳摩尔每升)

图 6C

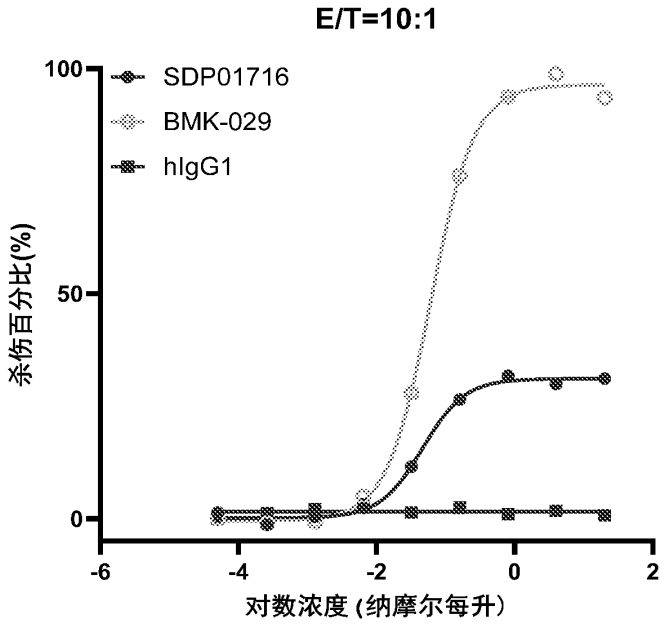
E/T=10:1
SDP01716
BMK-029
hIgG1
杀伤百分比(%)
100
50
0
-6
-4
-2
0
2
对数浓度 (纳摩尔每升)

图 7A

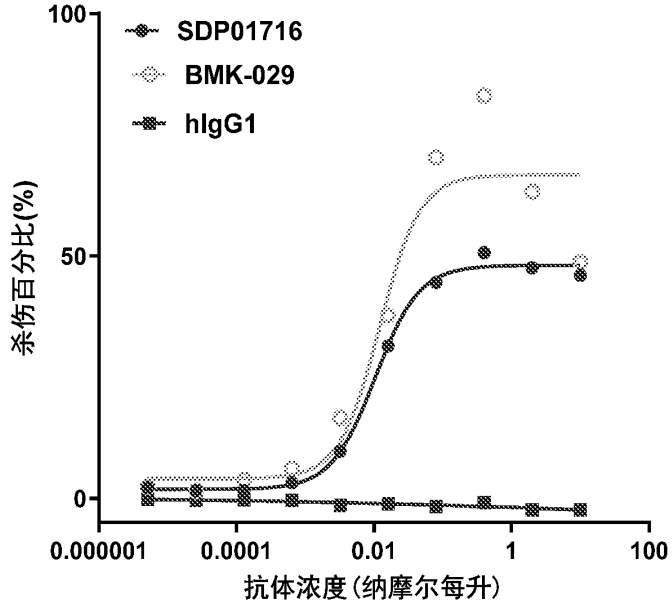
SDP01716
BMK-029
hIgG1
杀伤百分比(%)
100
50
0
0.000001
0.0001
0.01
1
100
抗体浓度(纳摩尔每升)

图 7B

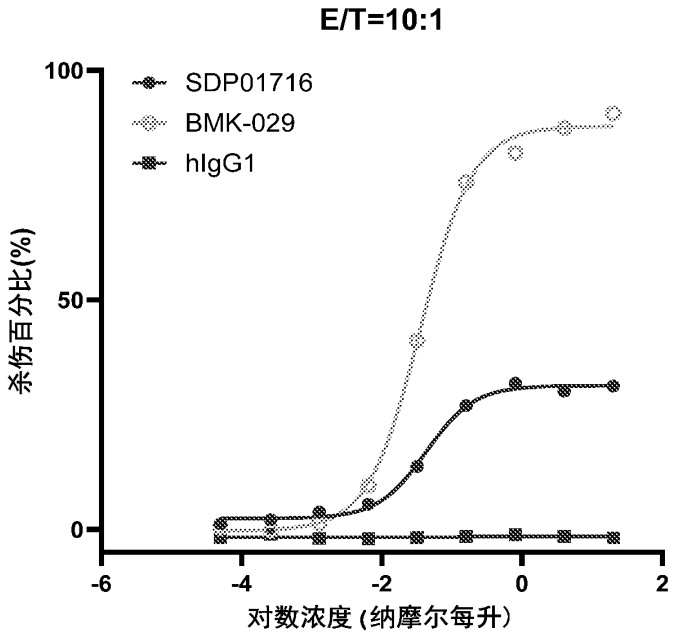
E/T=10:1
100
50
0
SDP01716
BMK-029
hIgG1
杀伤百分比(%)
-6
-4
-2
0
2
对数浓度 (纳摩尔每升)

图 7C

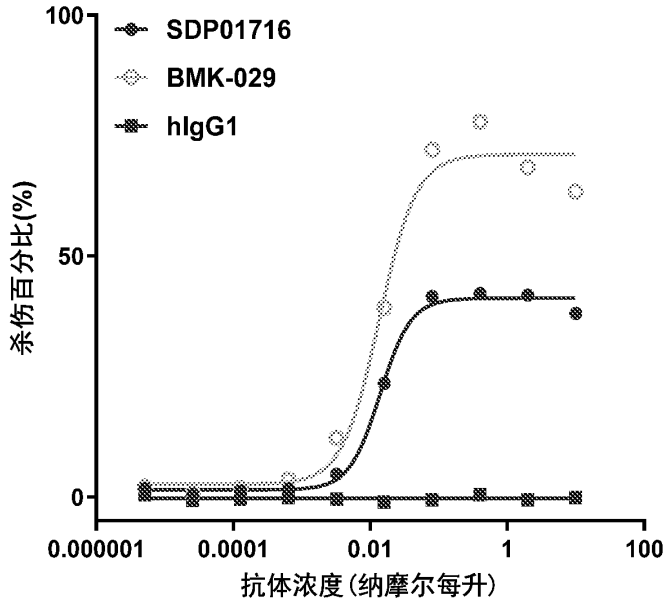
100
50
0
SDP01716
BMK-029
hIgG1
杀伤百分比(%)
0.000001
0.0001
0.01
1
100
抗体浓度(纳摩尔每升)

图 7D

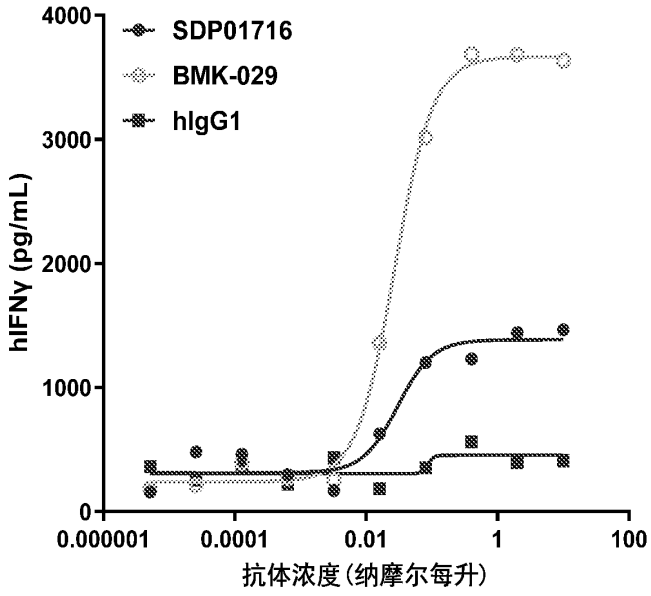
SDP01716
BMK-029
hIgG1
hIFNγ (pg/mL)
4000
3000
2000
1000
0
0.000001
0.0001
0.01
1
100
抗体浓度(纳摩尔每升)

图 8A

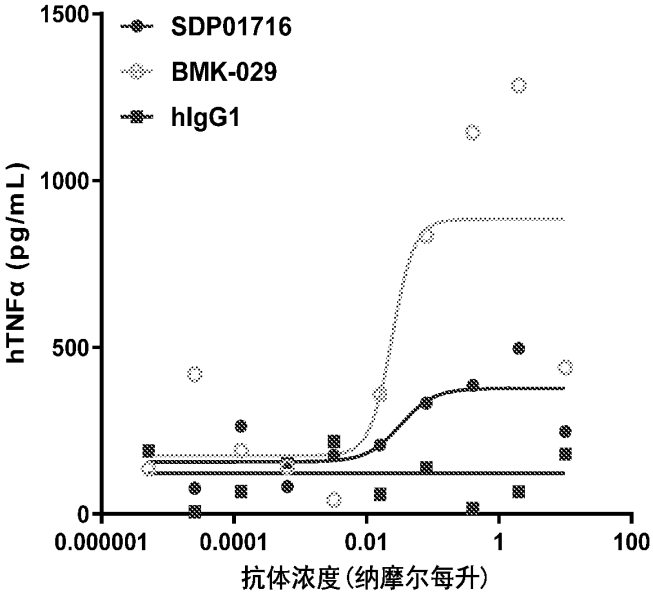
SDP01716
BMK-029
hIgG1
hTNFα (pg/mL)
1500
1000
500
0
0.000001
0.0001
0.01
1
100
抗体浓度(纳摩尔每升)

图 8B

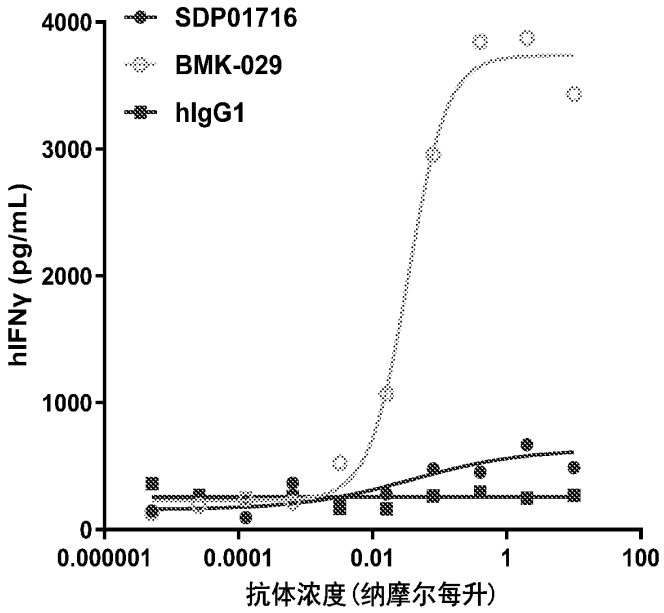
SDP01716
BMK-029
hIgG1
hIFNγ (pg/mL)
4000
3000
2000
1000
0
0.000001
0.0001
0.01
1
100
抗体浓度(纳摩尔每升)

图 8C

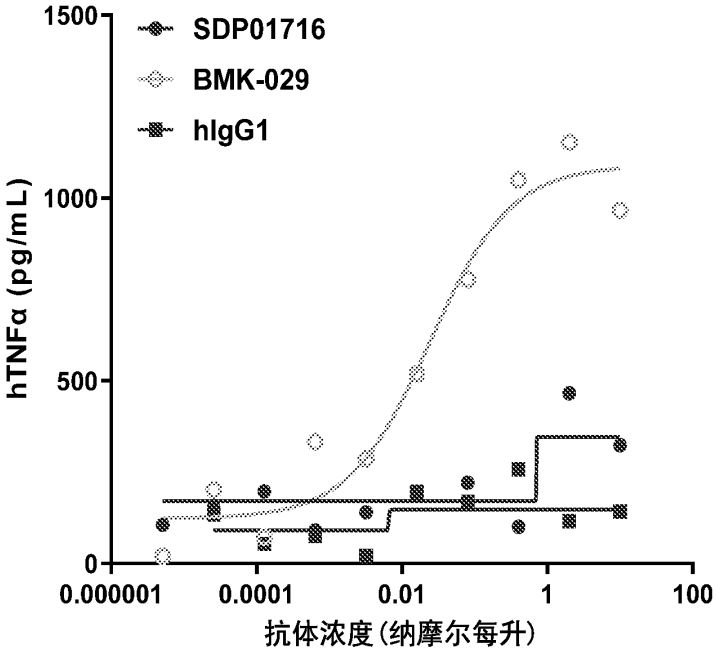
SDP01716
BMK-029
hIgG1
hTNFα (pg/mL)
1500
1000
500
0
0.000001
0.0001
0.01
1
100
抗体浓度(纳摩尔每升)

图 8D

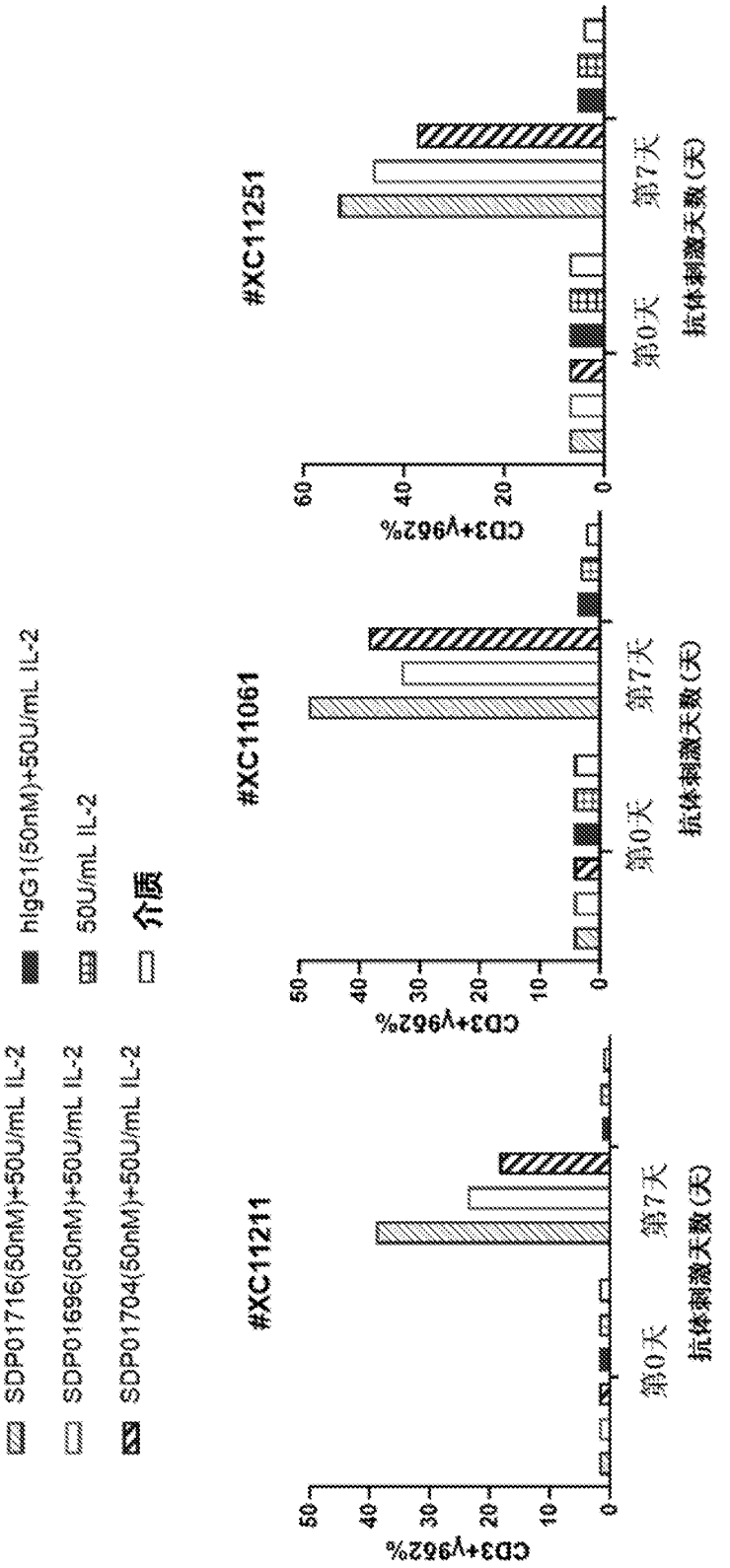
SDP01716(50nM)+50U/mL IL-2
SDP01696(50nM)+50U/mL IL-2
SDP01704(50nM)+50U/mL IL-2
hIgG1(50nM)+50U/mL IL-2
50U/mL IL-2
介质
#XC11211
#XC11061
#XC11251
CD3+γ9δ2%
抗体刺激天数(天)
第0天
第7天

图 9

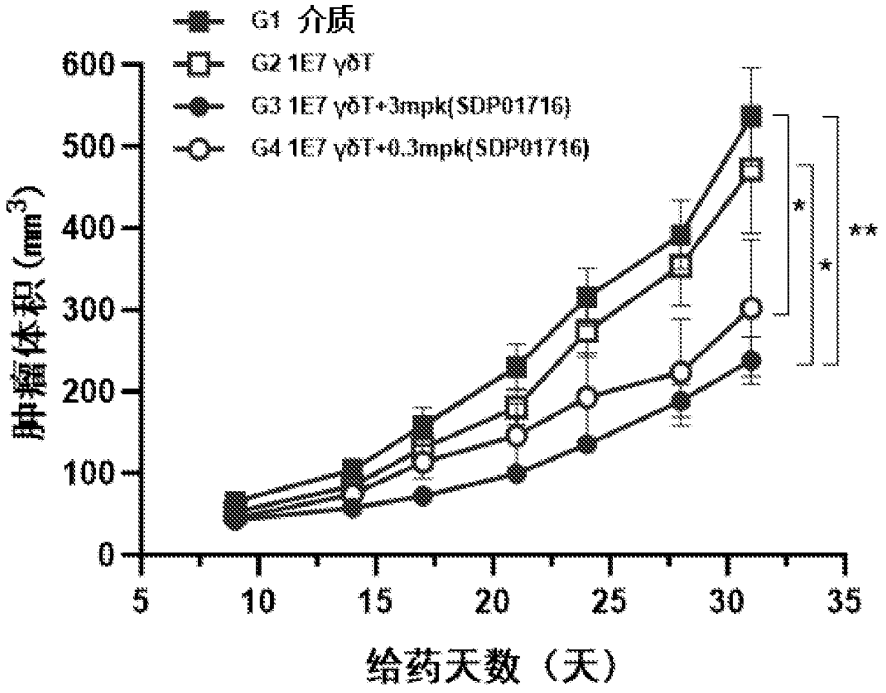
G1 介质
G2 1E7 γδT
G3 1E7 γδT+3mpk(SDP01716)
G4 1E7 γδT+0.3mpk(SDP01716)
肿瘤体积 (mm^3)
600
500
400
300
200
100
0
5
10
15
20
25
30
35
给药天数（天）
*
*
**

图 10A

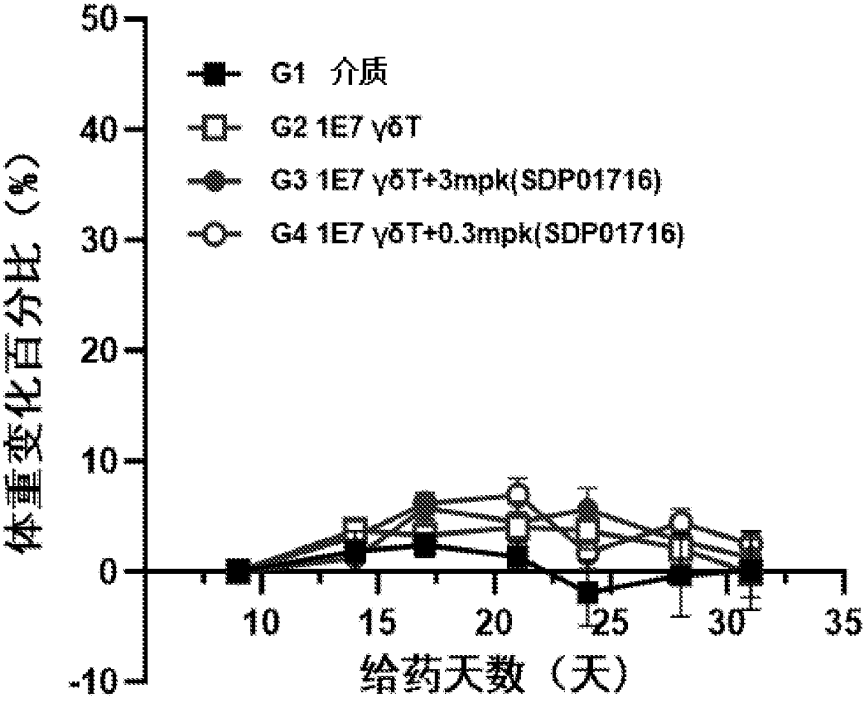
G1 介质
G2 1E7 γδT
G3 1E7 γδT+3mpk(SDP01716)
G4 1E7 γδT+0.3mpk(SDP01716)
体重变化百分比（%）
50
40
30
20
10
0
-10
10
15
20
25
30
35
给药天数（天）

图 10B

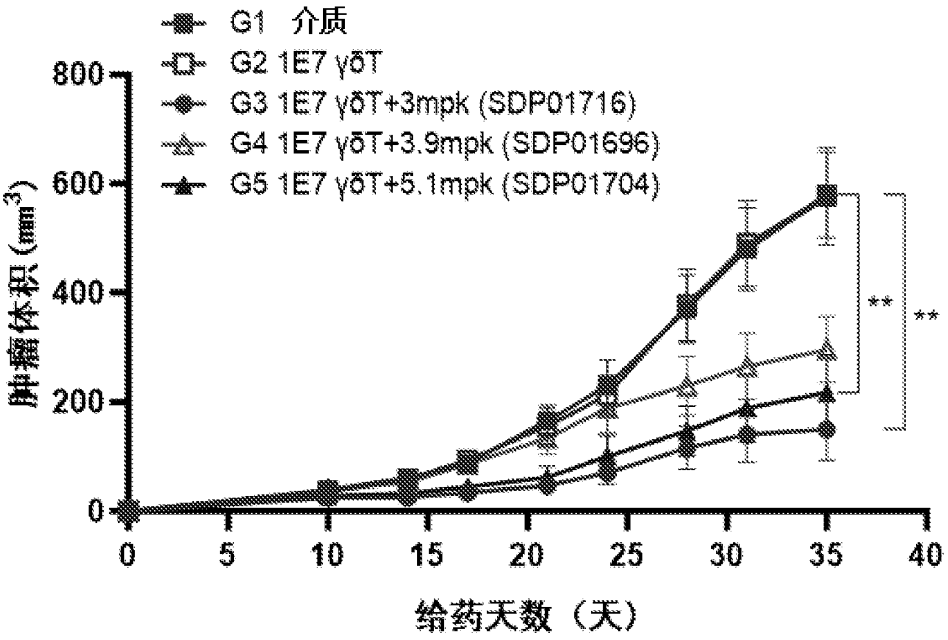
G1 介质
G2 1E7 γδT
G3 1E7 γδT+3mpk (SDP01716)
G4 1E7 γδT+3.9mpk (SDP01696)
G5 1E7 γδT+5.1mpk (SDP01704)
肿瘤体积 (mm3)
800
600
400
200
0
0
5
10
15
20
25
30
35
40
**
**
给药天数（天）

图 11A

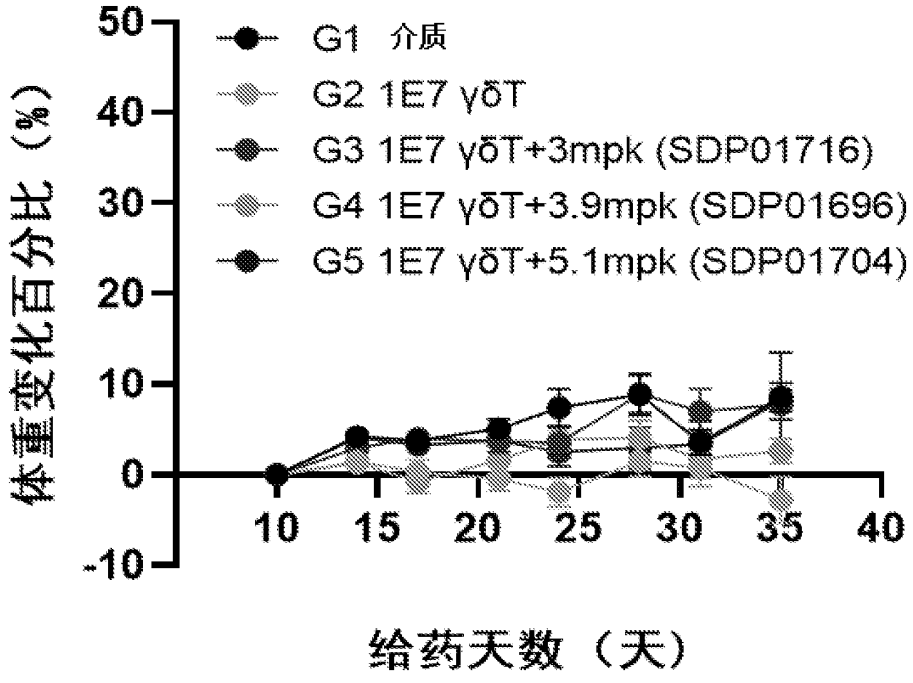
G1 介质
G2 1E7 γδT
G3 1E7 γδT+3mpk (SDP01716)
G4 1E7 γδT+3.9mpk (SDP01696)
G5 1E7 γδT+5.1mpk (SDP01704)
体重变化百分比（%）
50
40
30
20
10
0
-10
10
15
20
25
30
35
40
给药天数（天）

图 11B