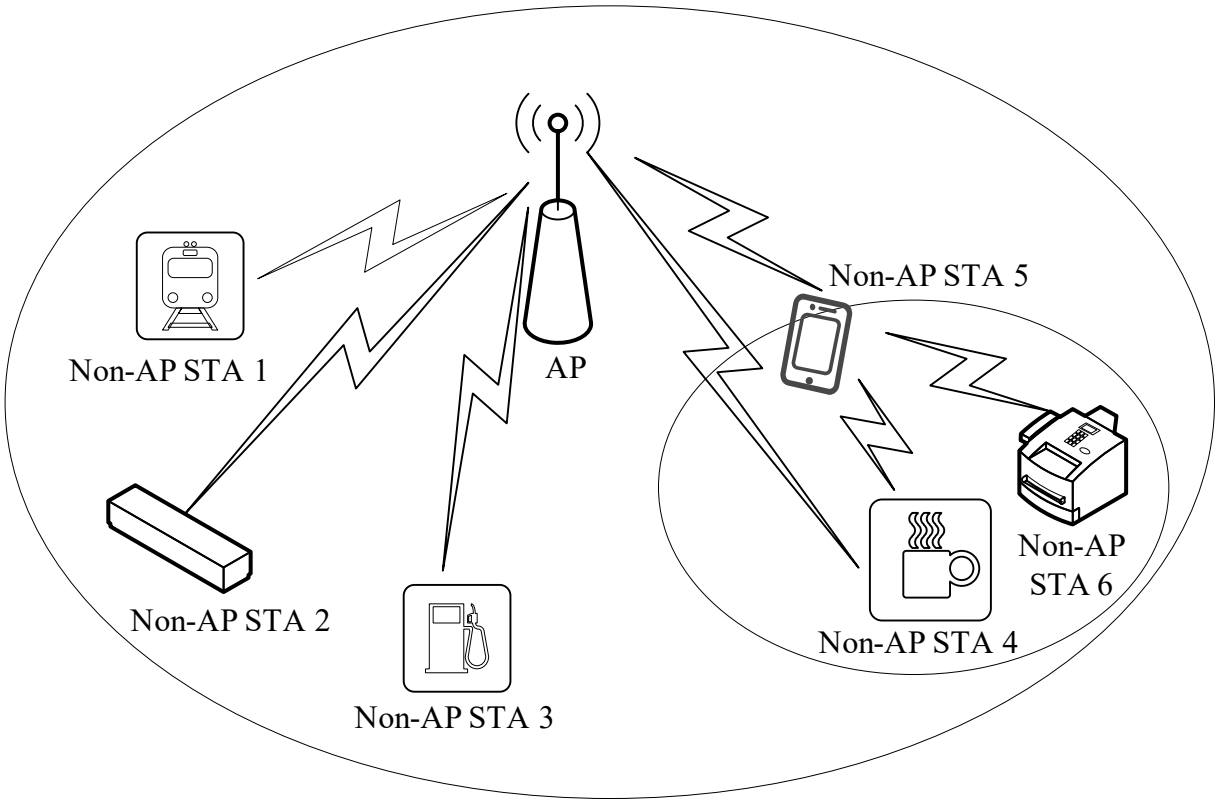
Non-AP STA 1
AP
Non-AP STA 5
Non-AP STA 2
Non-AP STA 3
Non-AP STA 4
Non-AP STA 6

FIG. 1

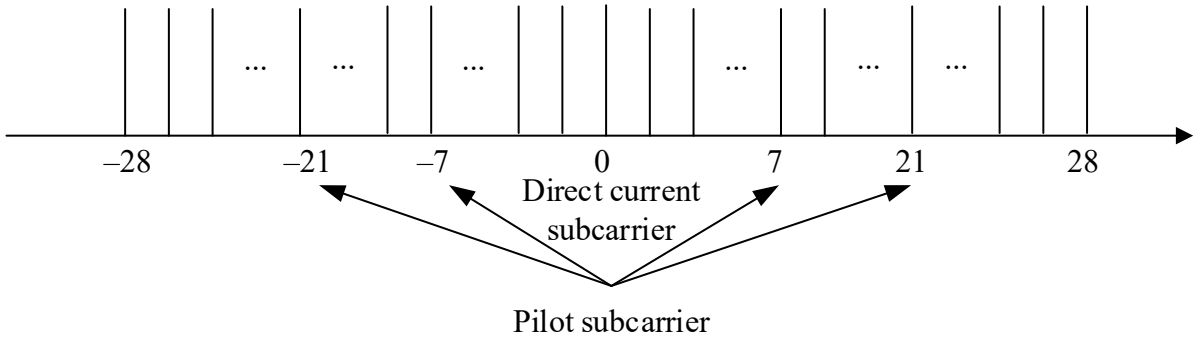
...
...
...
...
...
...
–28
–21
–7
0
7
21
28
Direct current subcarrier
Pilot subcarrier

FIG. 2

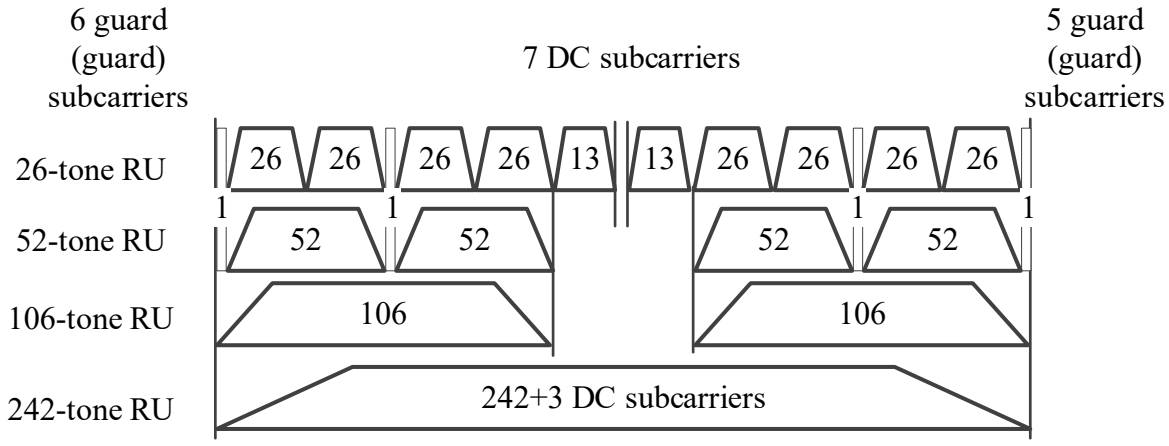

FIG. 3

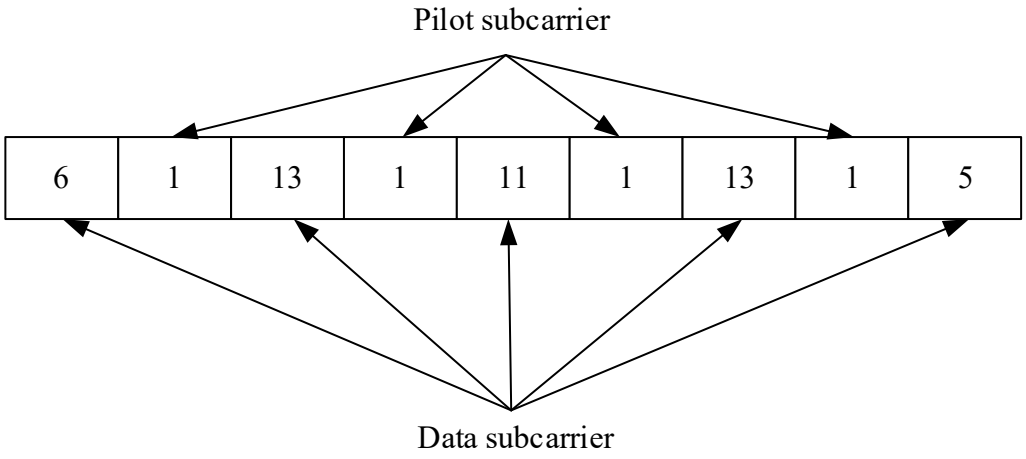

FIG. 4

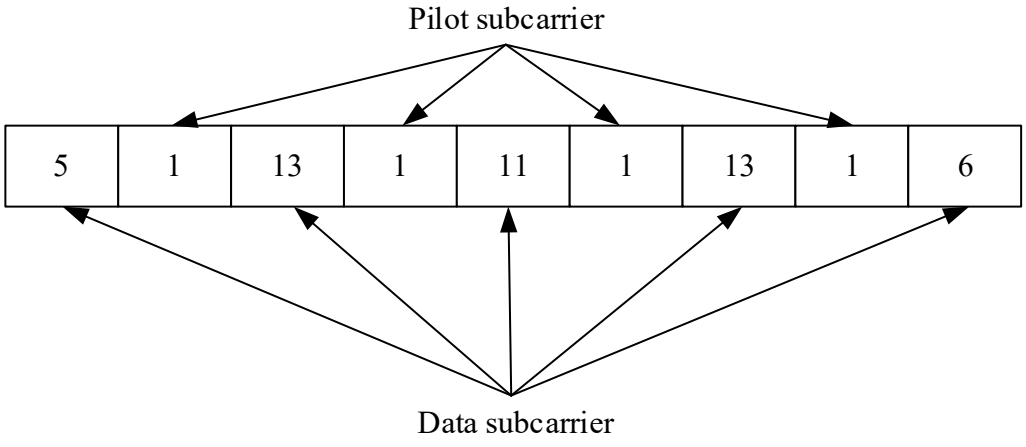

FIG. 5

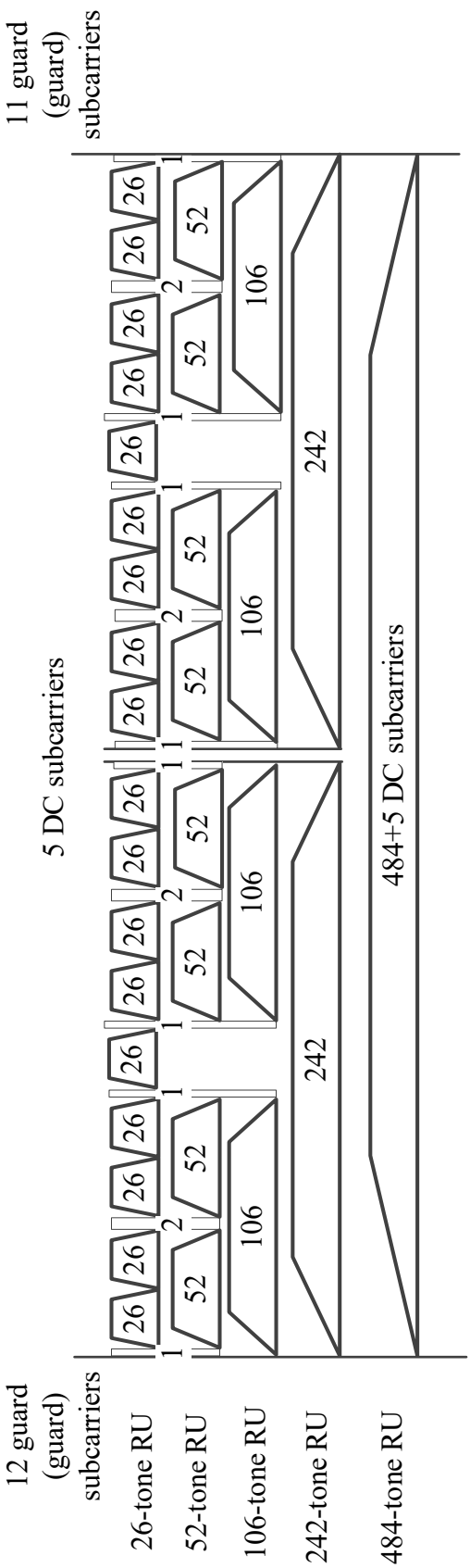
12 guard (guard) subcarriers
11 guard (guard) subcarriers
5 DC subcarriers
26-tone RU
52-tone RU
106-tone RU
242-tone RU
484-tone RU
484+5 DC subcarriers
26
52
106
242
1
2

FIG. 6

L-STF	L-LTF	L-SIG	VHT-SIG-A	VHT-STF	VHT-LTF	VHT-SIG-B	Data

FIG. 7

L-STF	L-LTF	L-SIG	RL-SIG	HE-SIG-A	HE-STF	HE-LTF	Data	PE

FIG. 8

L-STF	L-LTF	L-SIG	RL-SIG	U-SIG	EHT-STF	EHT-LTF	Data	PE

FIG. 9

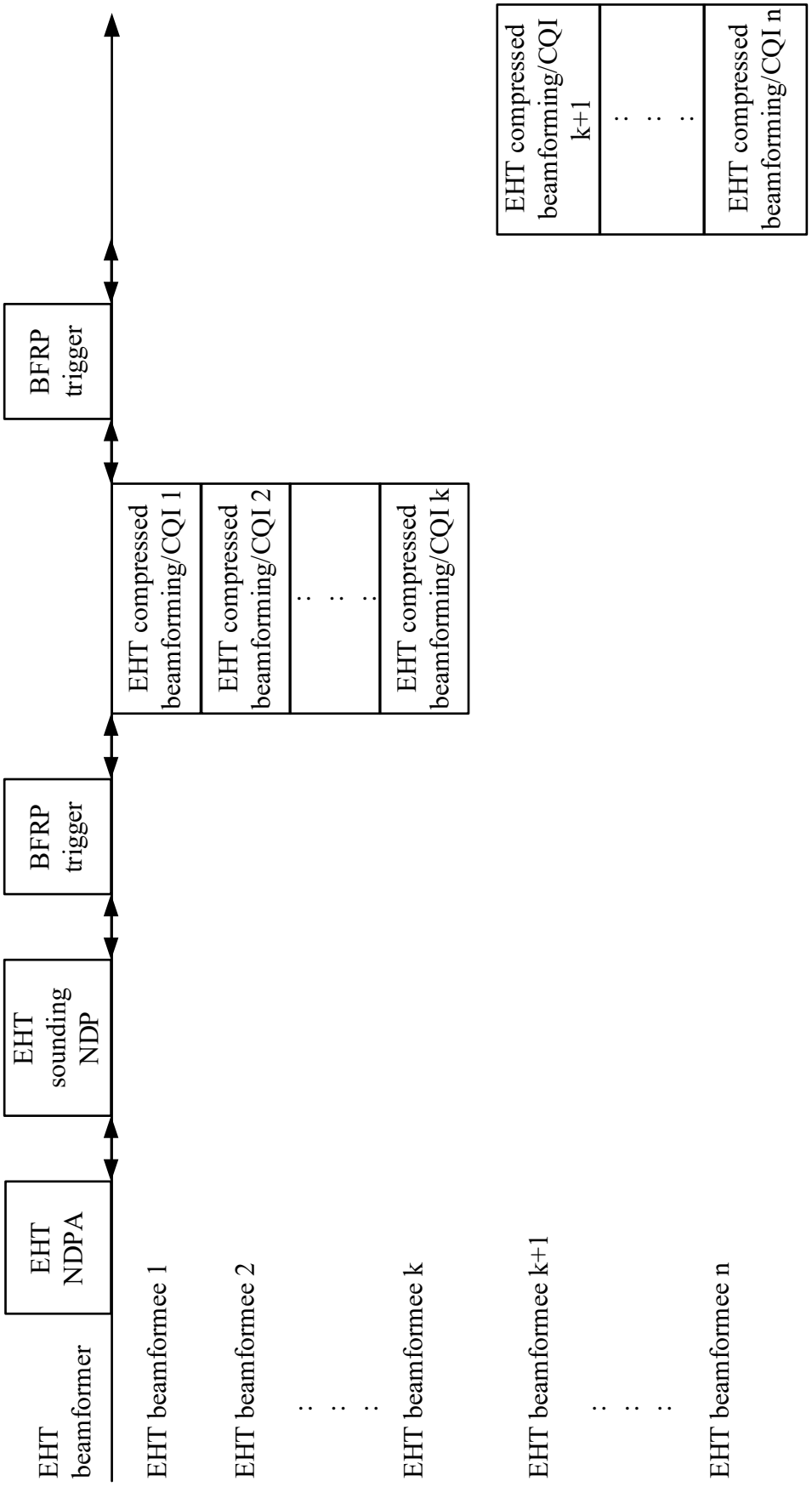
EHT beamformer
EHT NDPA
EHT sounding NDP
BFRP trigger
BFRP trigger
EHT beamformee 1
EHT beamformee 2
EHT beamformee k
EHT beamformee k+1
EHT beamformee n
EHT compressed beamforming/CQI 1
EHT compressed beamforming/CQI 2
EHT compressed beamforming/CQI k
EHT compressed beamforming/CQI k+1
EHT compressed beamforming/CQI n

FIG. 10

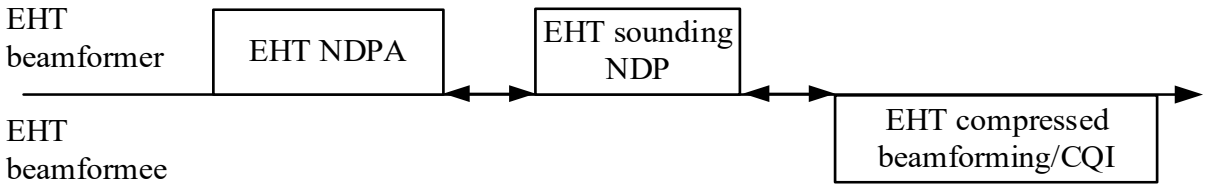

FIG. 11

	Frame control (Frame Control)	Duration (Duration)	Receiver address (RA)	Transmitter address (TA)	Sounding dialog token (Sounding Dialog Token)	Station information list (STAInfoList)	Frame check sequence (FCS)
Octets (Octets):	2	2	6	6	1	n*2 or n*4	4

FIG. 12

	AID11	Partial bandwidth information (PartialBWInfo)	Feedback type and Ng (Feedback Type And Ng)	Disambiguation (Disambiguation)	Codebook size (Codebook Size)	Number of columns (Nc)
Bits (Bits):	11	14	2	1	1	3

FIG. 13

	RU start index (RU Start Index)	RU end index (RU End Index)
Bits (Bits):	7	7

FIG. 14

	AID11	Partial bandwidth information (PartialBWInfo)	Reserved (Reserved)	Number of columns index (Nc index)	Feedback type and Ng (Feedback Type And Ng)	Disambiguation (Disambiguation)	Codebook size (Codebook Size)	Reserved (Reserved)
Bits (Bits):	11	9	1	4	2	1	1	3

FIG. 15

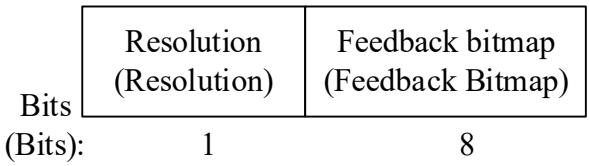

FIG. 16

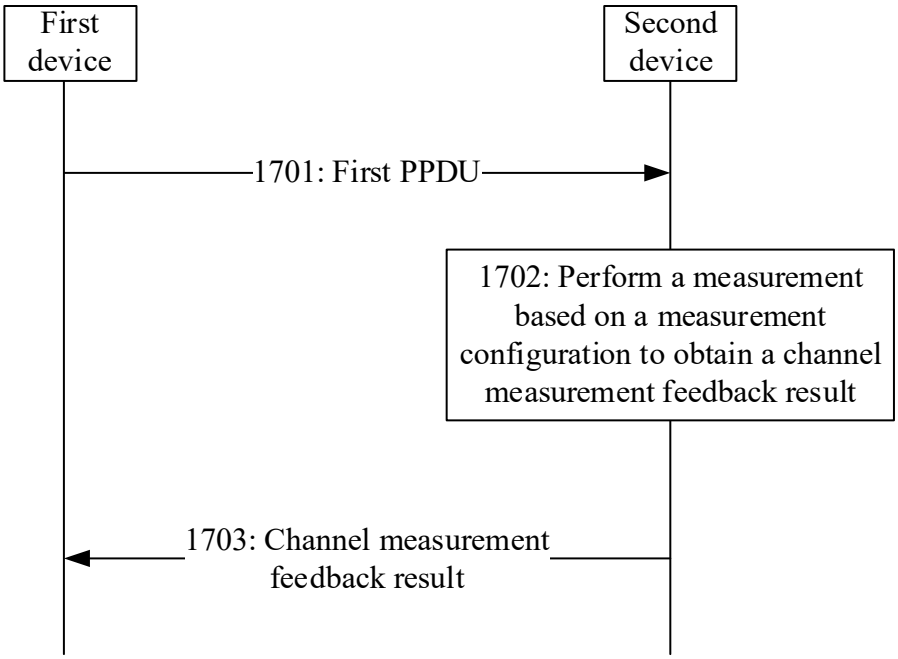

FIG. 17

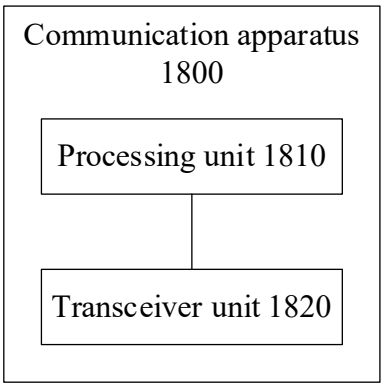

FIG. 18

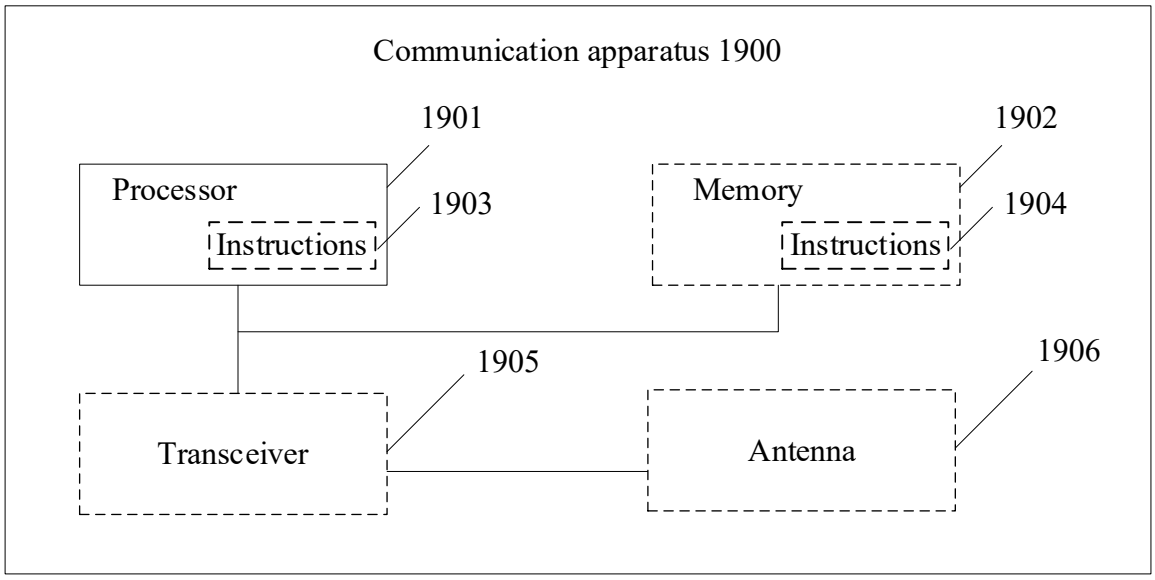
Communication apparatus 1900
1901
Processor
1903
Instructions
1902
Memory
1904
Instructions
1905
Transceiver
1906
Antenna

FIG. 19