
Vehicle
Tumor Volume (mm3)
4000.00
3000.00
2000.00
1000.00
0.00
10 13 17 19 24 27 31 34 39 41 46 48 52 55 59

FIG. 1A

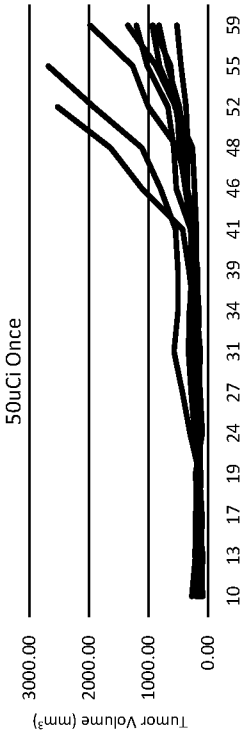
50uCi Once
Tumor Volume (mm³)
3000.00
2000.00
1000.00
0.00
10 13 17 19 24 27 31 34 39 41 46 48 52 55 59

FIG. 1B

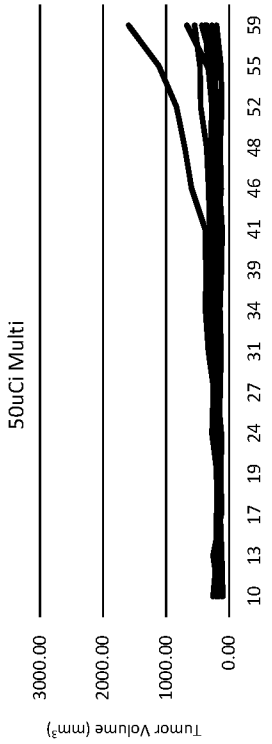
50uCi Multi
Tumor Volume (mm³)
3000.00
2000.00
1000.00
0.00
10
13
17
19
24
27
31
34
39
41
46
48
52
55
59

FIG. 1C

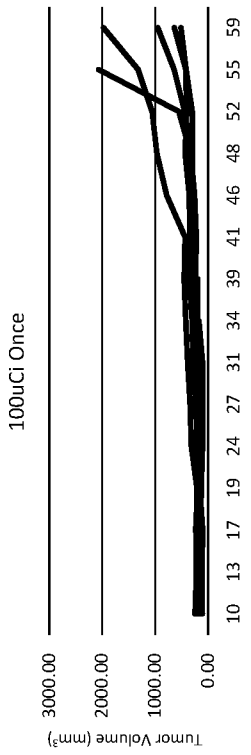
100uCi Once
Tumor Volume (mm3)
3000.00
2000.00
1000.00
0.00
10 13 17 19 24 27 31 34 39 41 46 48 52 55 59

FIG. 1D

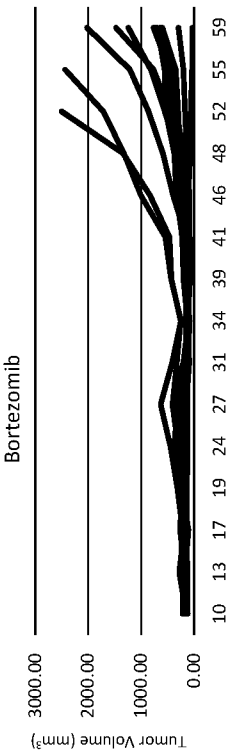
Bortezomib
Tumor Volume (mm³)
3000.00
2000.00
1000.00
0.00
10 13 17 19 24 27 31 34 39 41 46 48 52 55 59

FIG. 1E

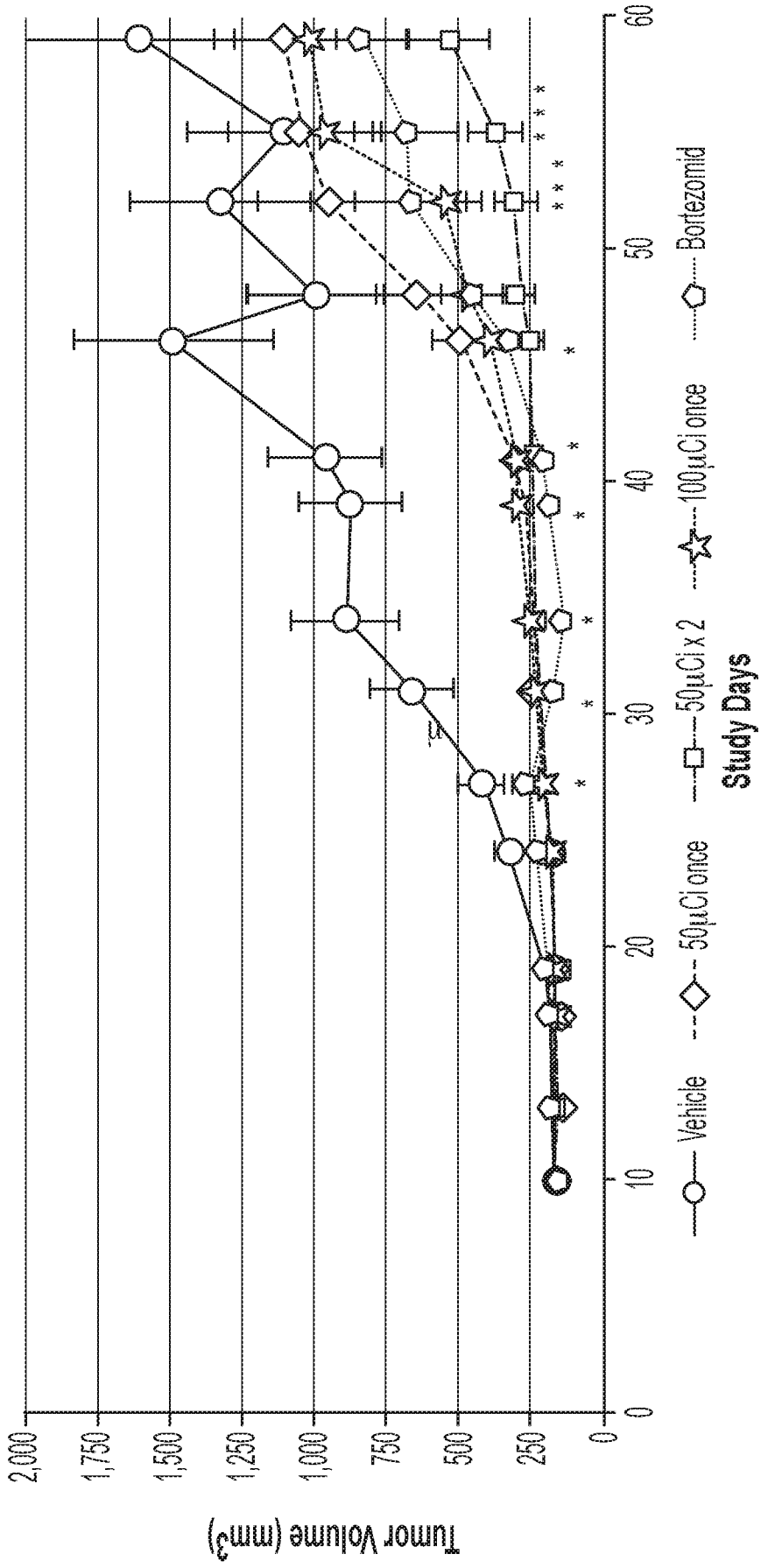
Tumor Volume (mm³)
2,000
1,750
1,500
1,250
1,000
750
500
250
0
0
10
20
30
40
50
60
Study Days
Vehicle
50µCi once
50µCi x 2
100µCi once
Bortezomid

FIG. 2

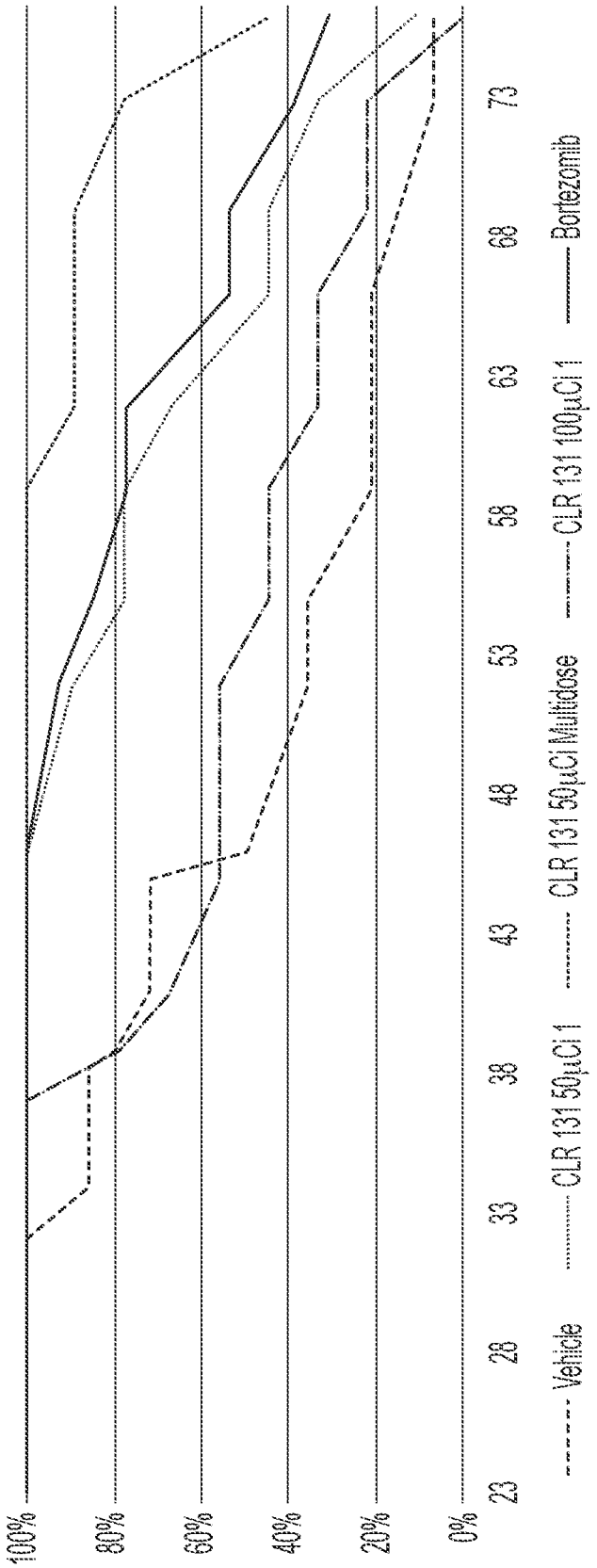
100%
80%
60%
40%
20%
0%
23
28
33
38
43
48
53
58
63
68
73
Vehicle
CLR 131 50µCi 1
CLR 131 50µCi Multidose
CLR 131 100µCi 1
Bortezomib

FIG. 3

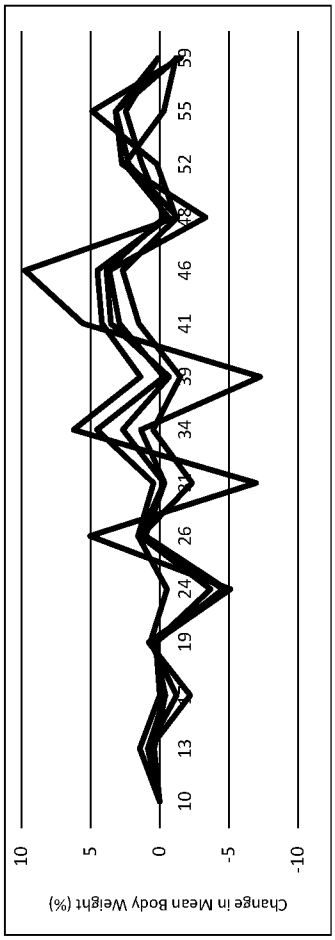
Change in Mean Body Weight (%)
10
5
0
-5
-10
10
13
19
24
26
34
39
41
46
52
55
59

FIG. 4

	Time to Reach 900mm^3	Tumor Volume Doubling Time
Control	35	8.24
CLR 131 50x1	51	18.50
CLR 131 50x2	74	58.02
CLR 131 100x1	54	28.21
Bortezomib	64	30.05

FIG. 5

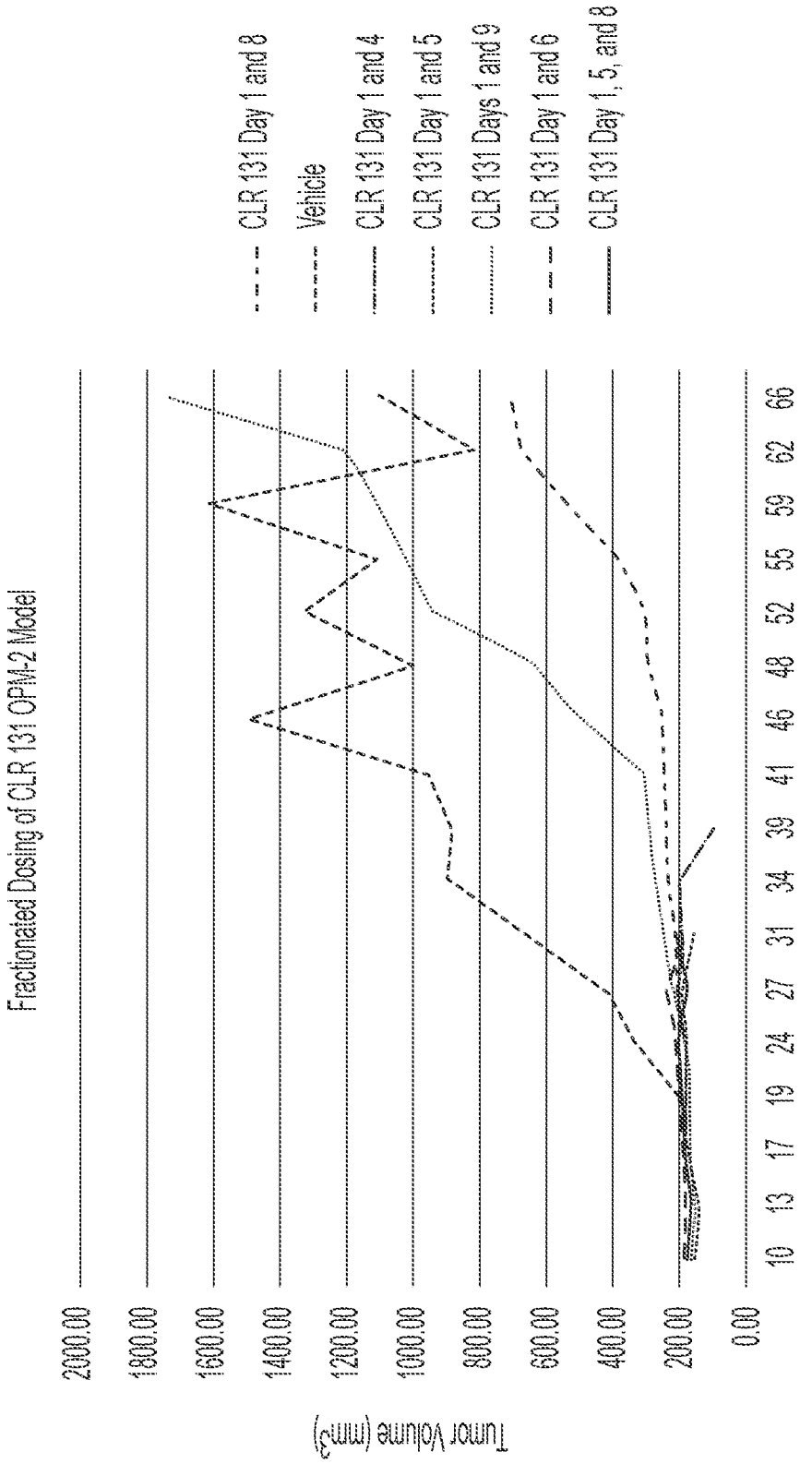
Fractionated Dosing of CLR 131 OPM-2 Model
Tumor Volume (mm³)
2000.00
1800.00
1600.00
1400.00
1200.00
1000.00
800.00
600.00
400.00
200.00
0.00
10 13 17 19 24 27 31 34 39 41 46 48 52 55 59 62 66
CLR 131 Day 1 and 8
Vehicle
CLR 131 Day 1 and 4
CLR 131 Day 1 and 5
CLR 131 Days 1 and 9
CLR 131 Day 1 and 6
CLR 131 Day 1, 5, and 8

FIG. 6