Figure 1


FPR2 Agonist
Cell count in AqH
Rat EIU
SC treatment
% of Cells in AqH
125
100
75
50
25
0
Vehicle
Compound # 5 (10mpk)
Compound # 1 (10mpk)
Compound # 7(10mpk)
Compound # 9 (10mpk)
Compound # 8 (20mpk)
Compound # 3 (10mpk)
Compound # 2 (10mpk)
Compound # 4 (10mpk)

Figure 2

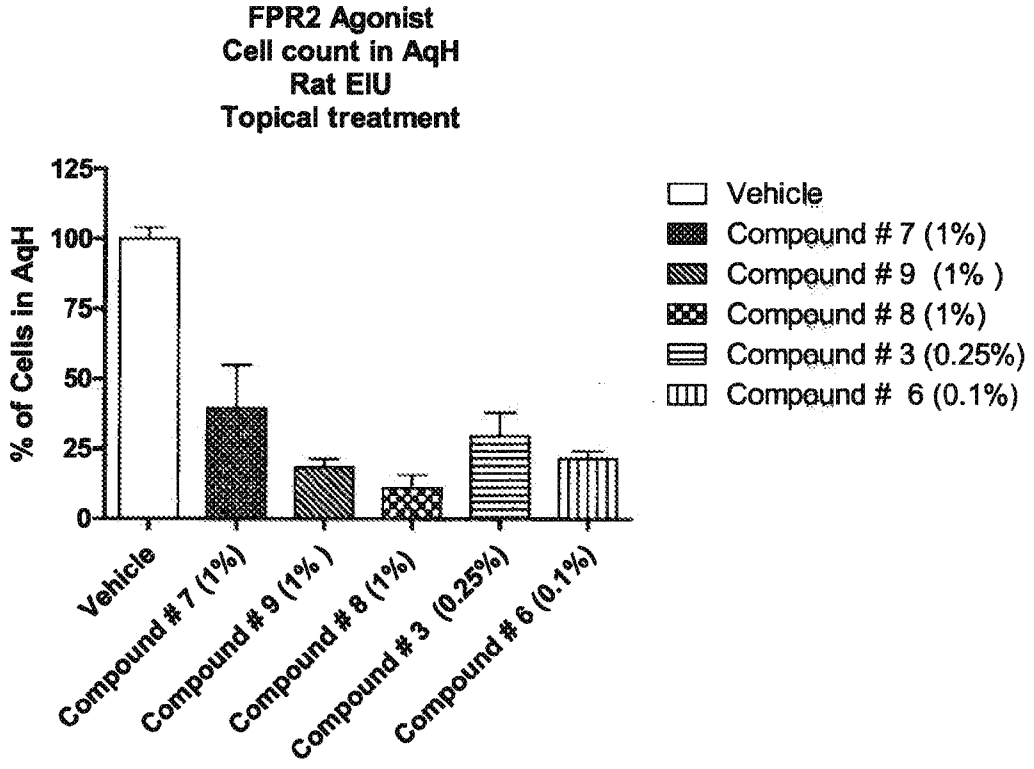
FPR2 Agonist
Cell count in AqH
Rat EIU
Topical treatment
% of Cells in AqH
125
100
75
50
25
0
Vehicle
Compound # 7 (1%)
Compound # 9 (1% )
Compound # 8 (1%)
Compound # 3 (0.25%)
Compound # 6 (0.1%)
Vehicle
Compound # 7 (1%)
Compound # 9 (1% )
Compound # 8 (1%)
Compound # 3 (0.25%)
Compound # 6 (0.1%)

Figure 3

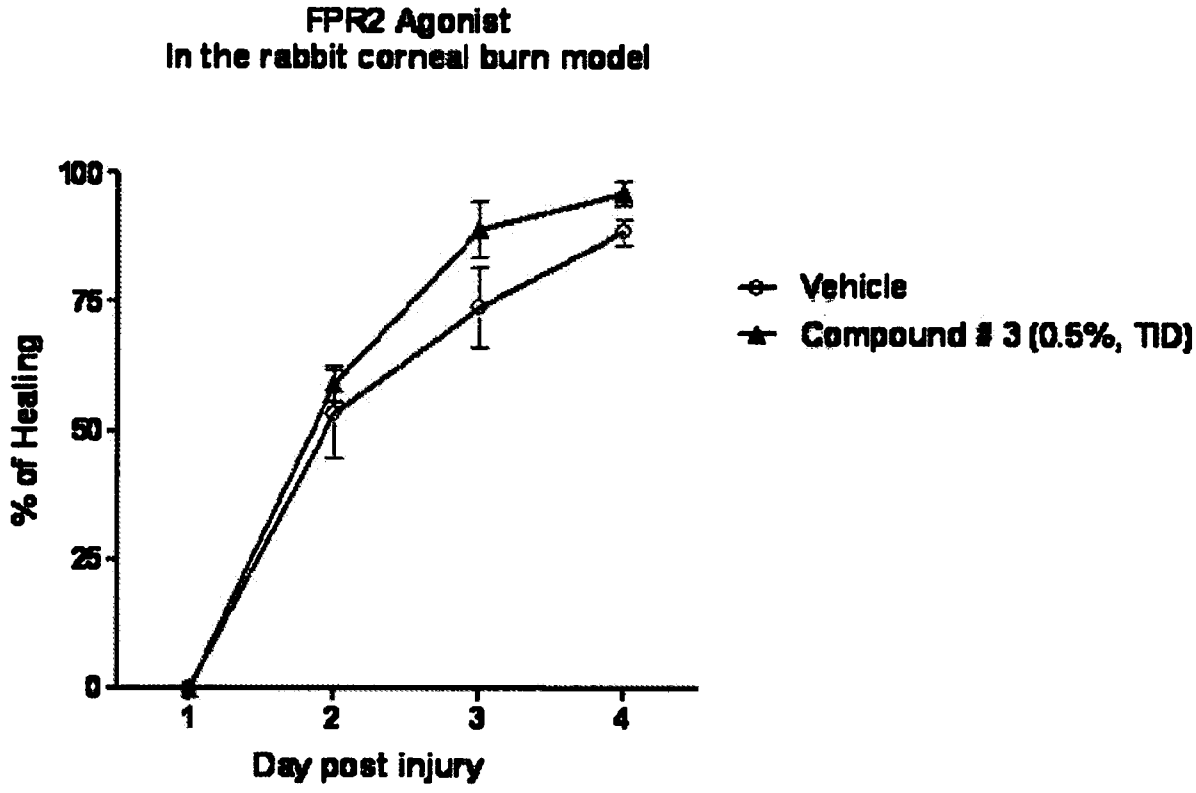
FPR2 Agonist
In the rabbit corneal burn model
% of Healing
100
75
50
25
0
1
2
3
4
Day post injury
Vehicle
Compound # 3 (0.5%, TID)