Figures

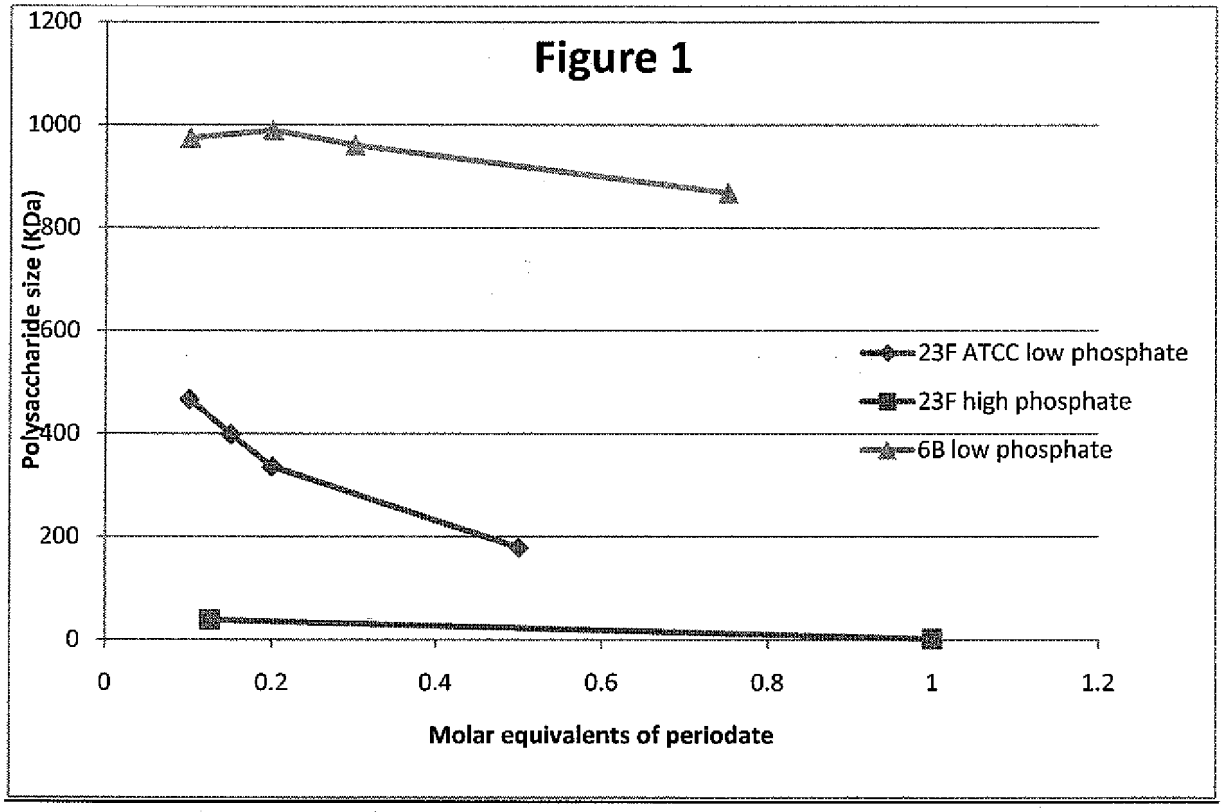
Figure 1
Polysaccharide size (KDa)
1200
1000
800
600
400
200
0
0
0.2
0.4
0.6
0.8
1
1.2
Molar equivalents of periodate
23F ATCC low phosphate
23F high phosphate
6B low phosphate

a)

Figure 2

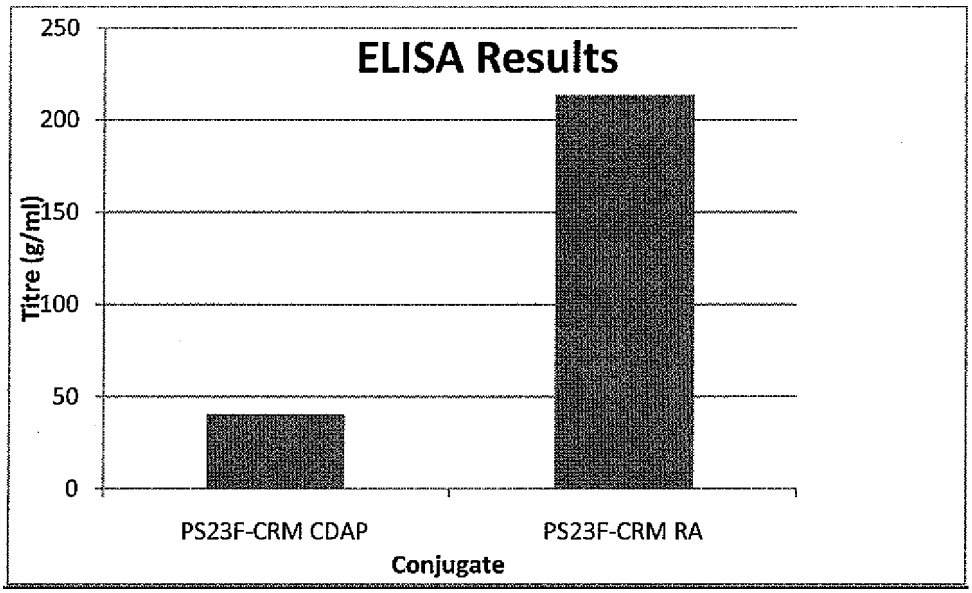
ELISA Results
250
200
150
100
50
0
Titre (g/ml)
PS23F-CRM CDAP
PS23F-CRM RA
Conjugate

b)

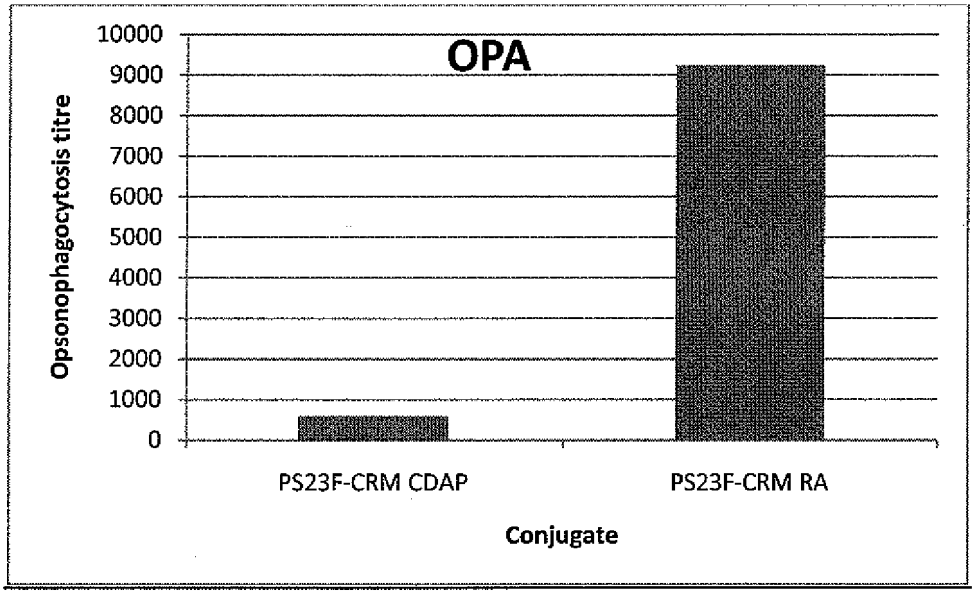
OPA
10000
9000
8000
7000
6000
5000
4000
3000
2000
1000
0
Opsonophagocytosis titre
PS23F-CRM CDAP
PS23F-CRM RA
Conjugate

Figure 3

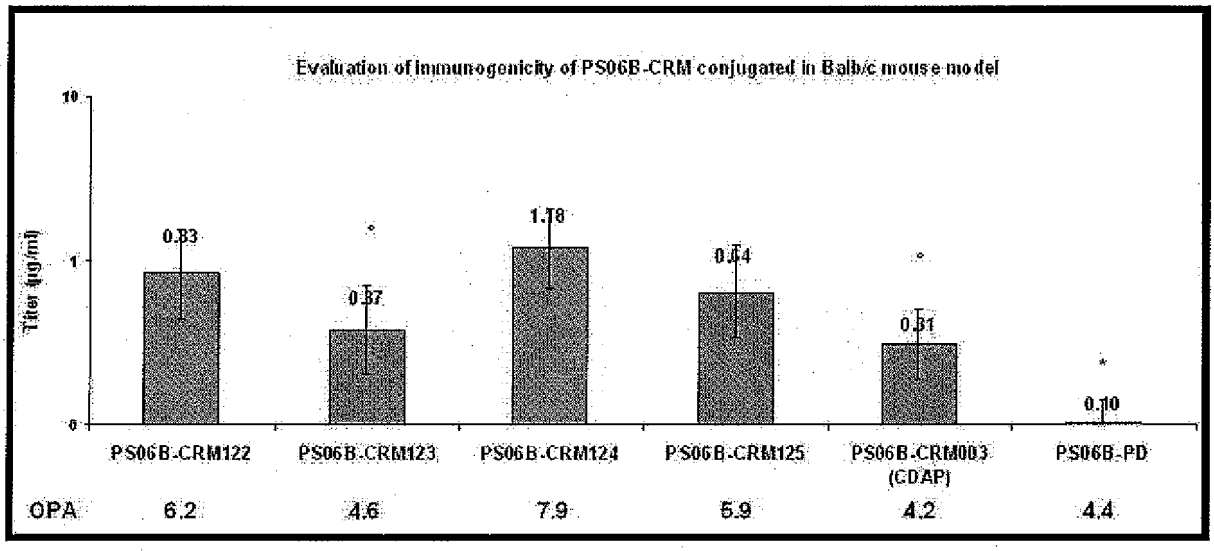
Evaluation of Immunogenicity of PS06B-CRM conjugated in Balb/c mouse model
Titer (µg/ml)
10
1
0
0.83
0.37
1.18
0.84
0.51
0.10
PS06B-CRM122
PS06B-CRM123
PS06B-CRM124
PS06B-CRM125
PS06B-CRM003 (CDAP)
PS06B-PD
OPA
6.2
4.6
7.9
5.9
4.2
4.4

Figure 4

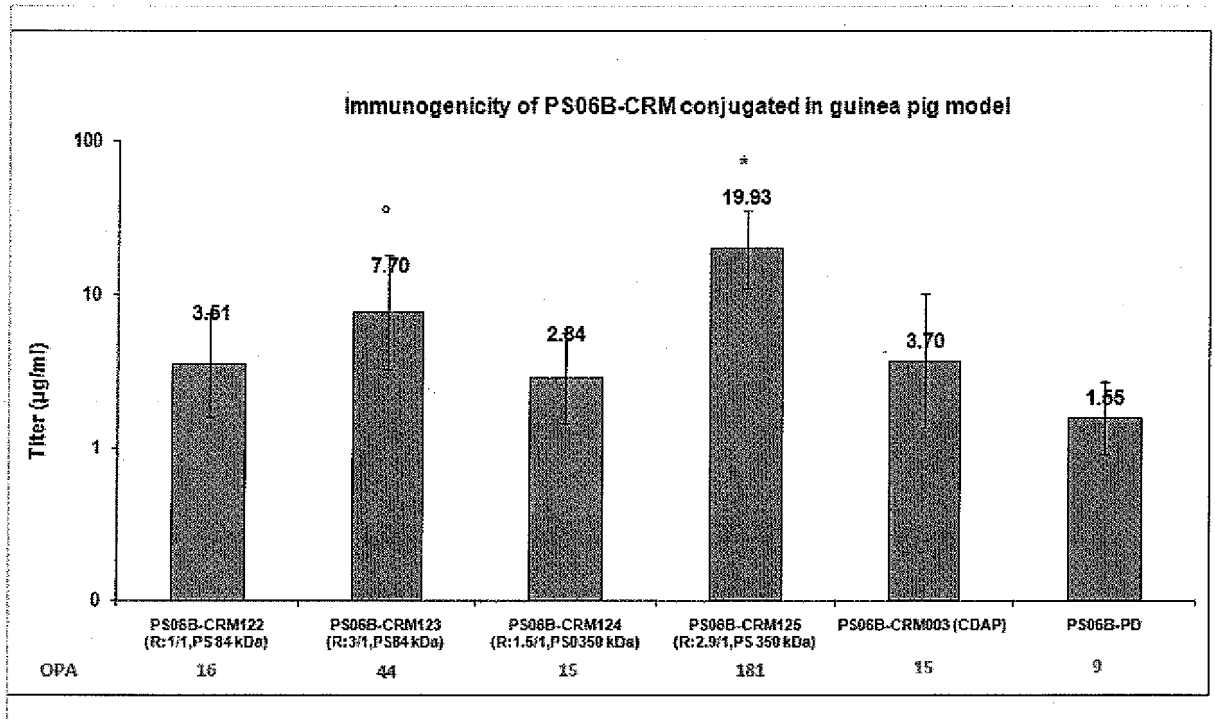
Immunogenicity of PS06B-CRM conjugated in guinea pig model
Titer (µg/ml)
100
10
1
0
3.51
7.70
2.84
19.93
3.70
1.55
PS06B-CRM122 (R:1/1,PS 84 kDa)
PS06B-CRM123 (R:3/1,PS84 kDa)
PS06B-CRM124 (R:1.5/1,PS0350 kDa)
PS06B-CRM125 (R:2.9/1,PS 350 kDa)
PS06B-CRM003 (CDAP)
PS06B-PD
OPA
16
44
15
181
15
9