FIG. 1

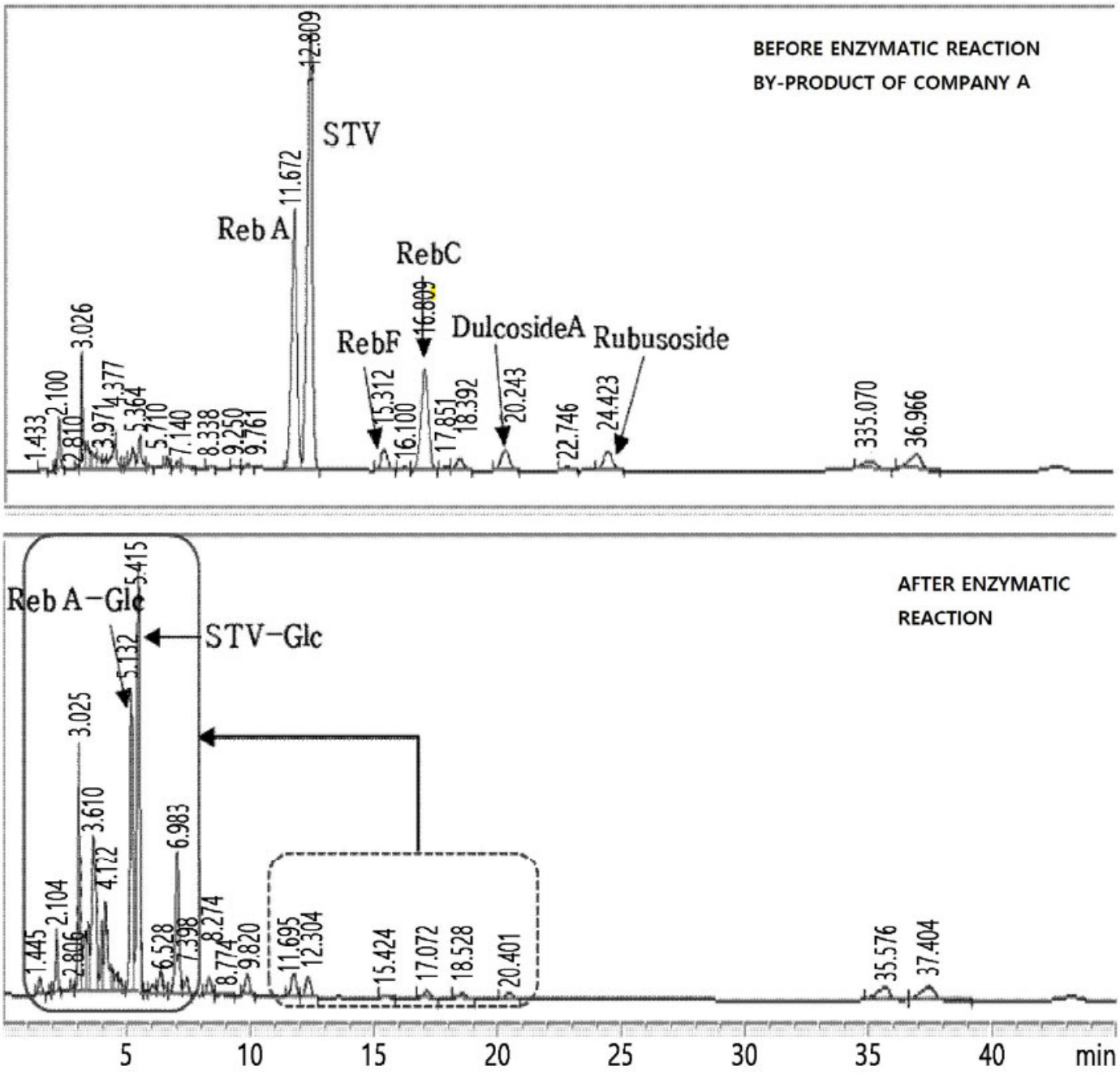
BEFORE ENZYMATIC REACTION
BY-PRODUCT OF COMPANY A
STV
Reb A
RebC
RebF
DulcosideA
Rubusoside
12.809
11.672
16.809
15.312
20.243
24.423
AFTER ENZYMATIC REACTION
Reb A-Glc
STV-Glc
5.415
5.132
3.025
3.610
4.122
6.983
2.104
1.445
2.806
6.528
7.398
8.274
8.774
9.820
11.695
12.304
15.424
17.072
18.528
20.401
35.576
37.404
5
10
15
20
25
30
35
40
min

FIG. 2

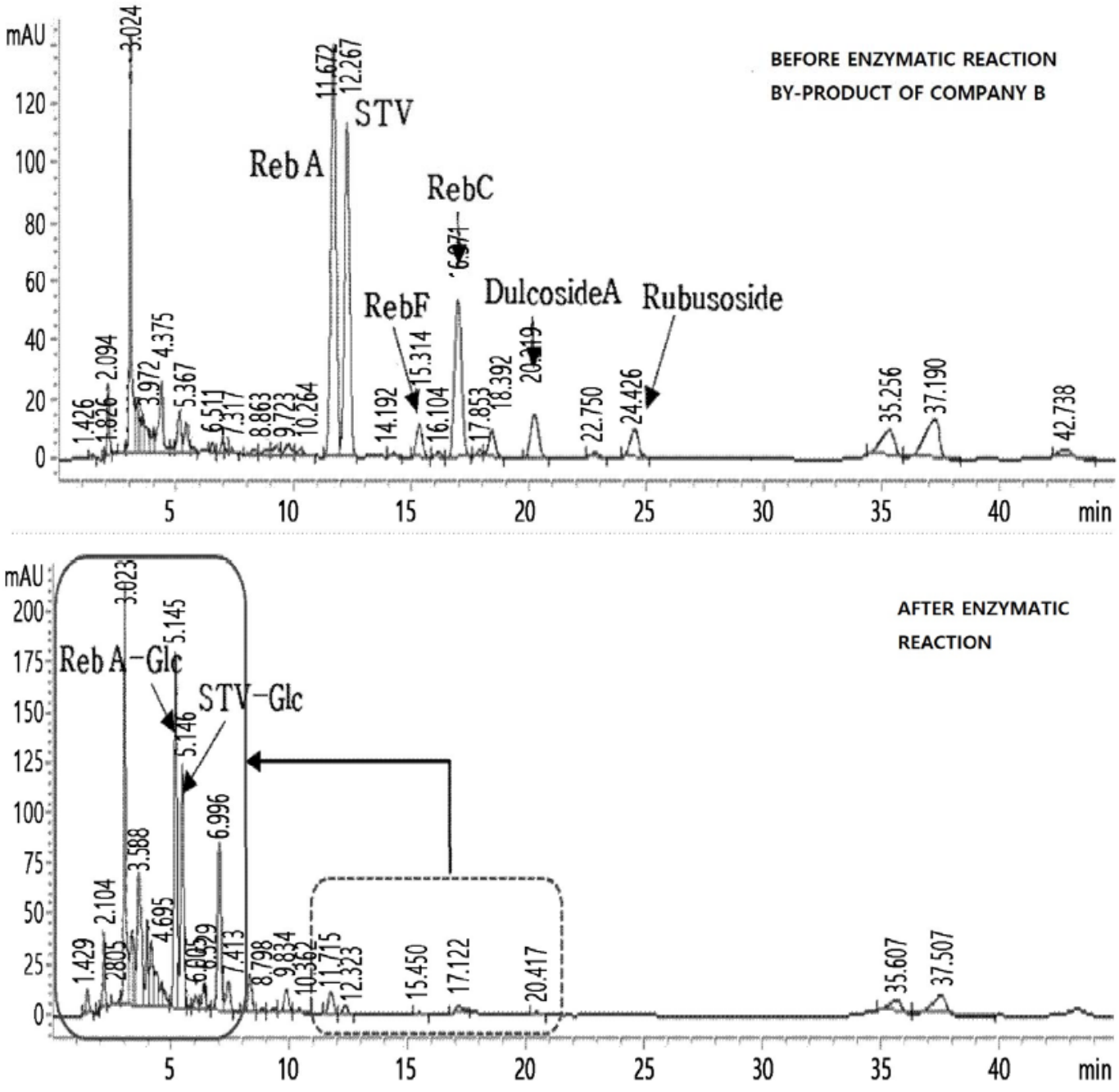
mAU
BEFORE ENZYMATIC REACTION
BY-PRODUCT OF COMPANY B
Reb A
STV
RebC
RebF
DulcosideA
Rubusoside
3.024
11.672
12.267
15.314
24.426
35.256
37.190
42.738
min
mAU
AFTER ENZYMATIC REACTION
Reb A-Glc
STV-Glc
3.023
5.145
5.146
6.996
3.588
2.104
4.695
35.607
37.507
min

FIG. 3

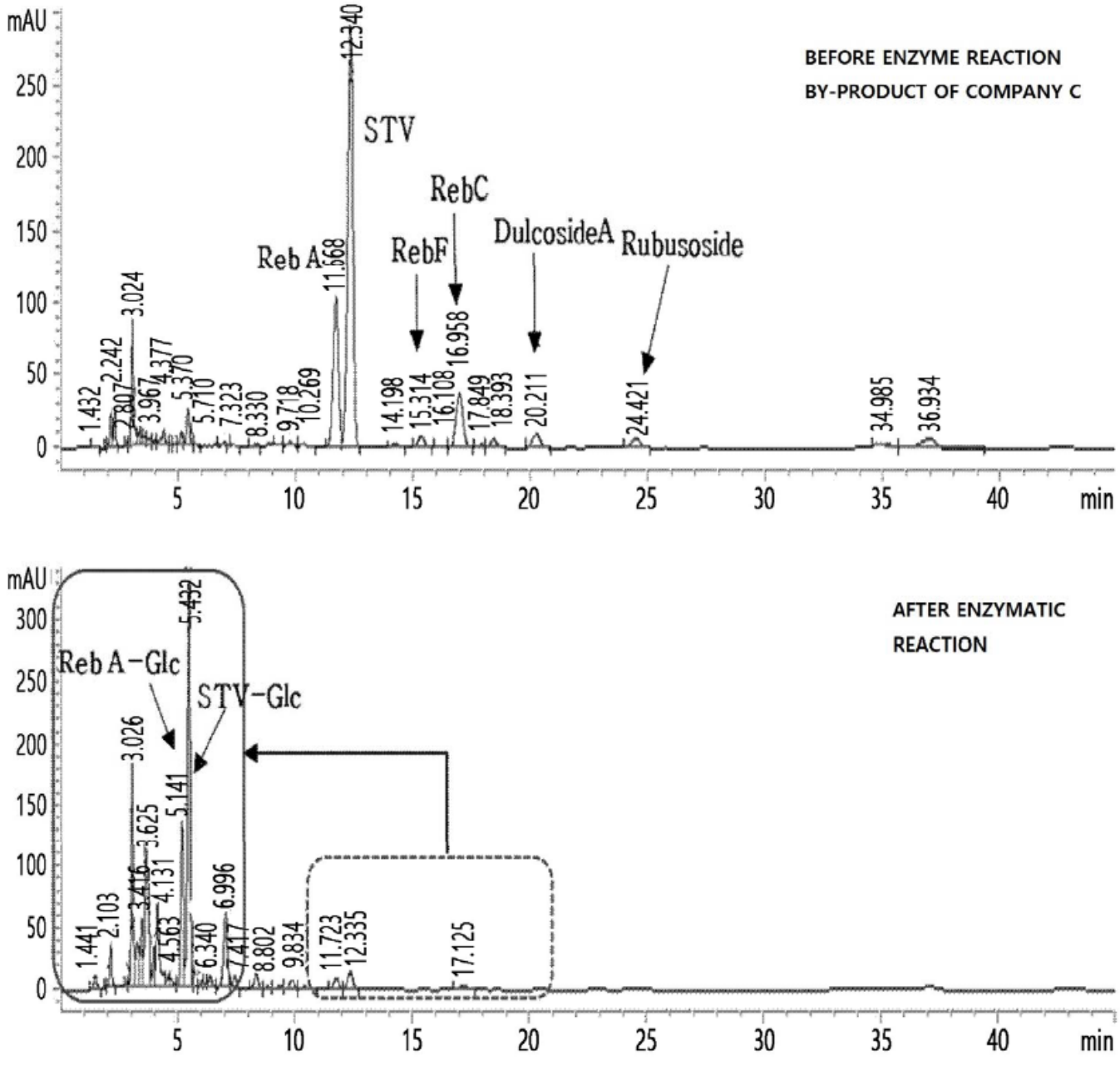
mAU
BEFORE ENZYME REACTION
BY-PRODUCT OF COMPANY C
STV
RebC
RebF
DulcosideA
Rubusoside
Reb A
12.340
11.568
16.958
3.024
2.242
4.377
5.370
5.710
7.323
8.330
9.718
10.269
14.198
15.314
16.108
17.849
18.393
20.211
24.421
34.985
36.934
1.432
2.807
3.967
min
mAU
AFTER ENZYMATIC
REACTION
Reb A-Glc
STV-Glc
5.432
3.026
5.141
3.625
3.416
4.131
6.996
2.103
1.441
4.563
6.340
7.417
8.802
9.834
11.723
12.335
17.125
min