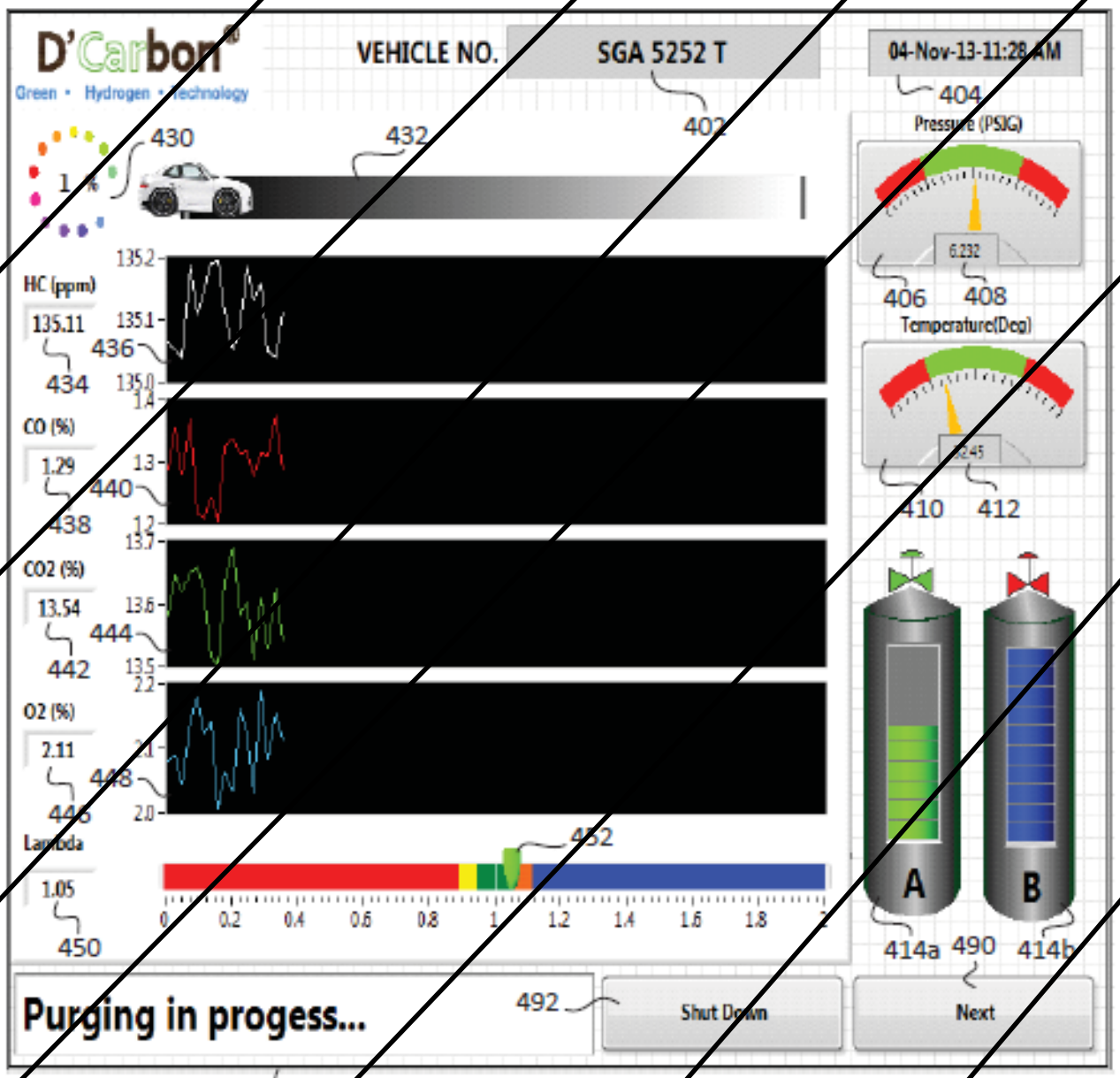
D'Carbon
Green • Hydrogen • Technology
VEHICLE NO.
SGA 5252 T
04-Nov-13-11:28 AM
404
402
430
432
Pressure (PSIG)
6.232
406
408
Temperature(Deg)
410
412
HC (ppm)
135.11
434
436
CO (%)
1.29
438
440
CO2 (%)
13.54
442
444
O2 (%)
2.11
446
448
Lambda
1.05
450
452
A
B
414a
490
414b
Purging in progess...
492
Shut Down
Next
401a
400

FIG. 4A

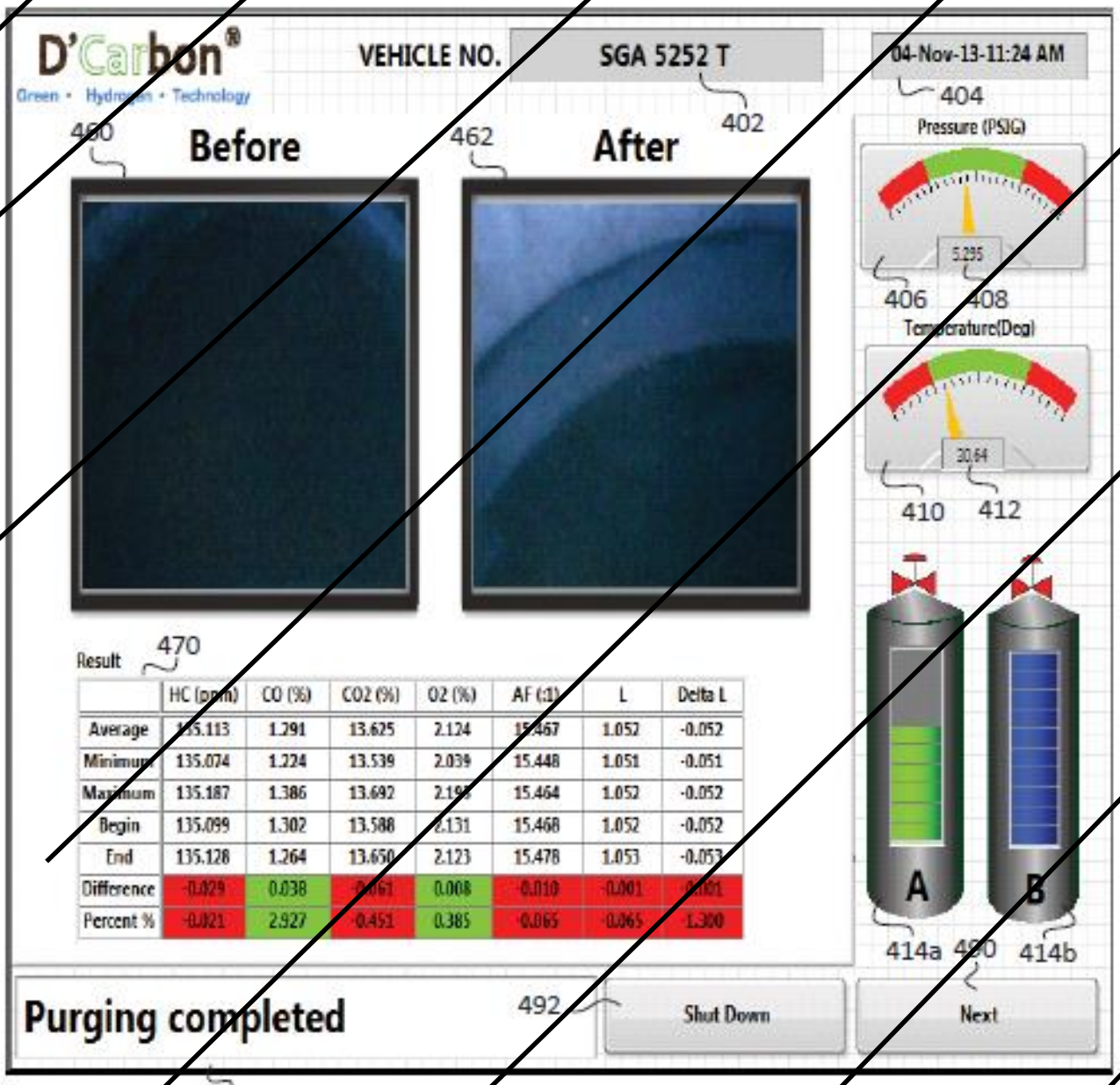
D'Carbon®
Green • Hydrogen • Technology
VEHICLE NO.
SGA 5252 T
04-Nov-13-11:24 AM
402
404
460
Before
462
After
Pressure (PSIG)
5.295
406
408
Temperature(Deg)
30.64
410
412
A
B
414a
414b
Result
470
HC (ppm) CO (%) CO2 (%) O2 (%) AF (:1) L Delta L
Average 135.113 1.291 13.625 2.124 15.467 1.052 -0.052
Minimum 135.074 1.224 13.539 2.039 15.448 1.051 -0.051
Maximum 135.187 1.386 13.692 2.199 15.464 1.052 -0.052
Begin 135.099 1.302 13.588 2.131 15.468 1.052 -0.052
End 135.128 1.264 13.650 2.123 15.478 1.053 -0.053
Difference -0.029 0.038 -0.061 0.008 -0.010 -0.001 -0.001
Percent % -0.021 2.927 -0.451 0.385 -0.065 -0.065 -1.300
Purging completed
492
Shut Down
Next
401b
400

FIG. 4B

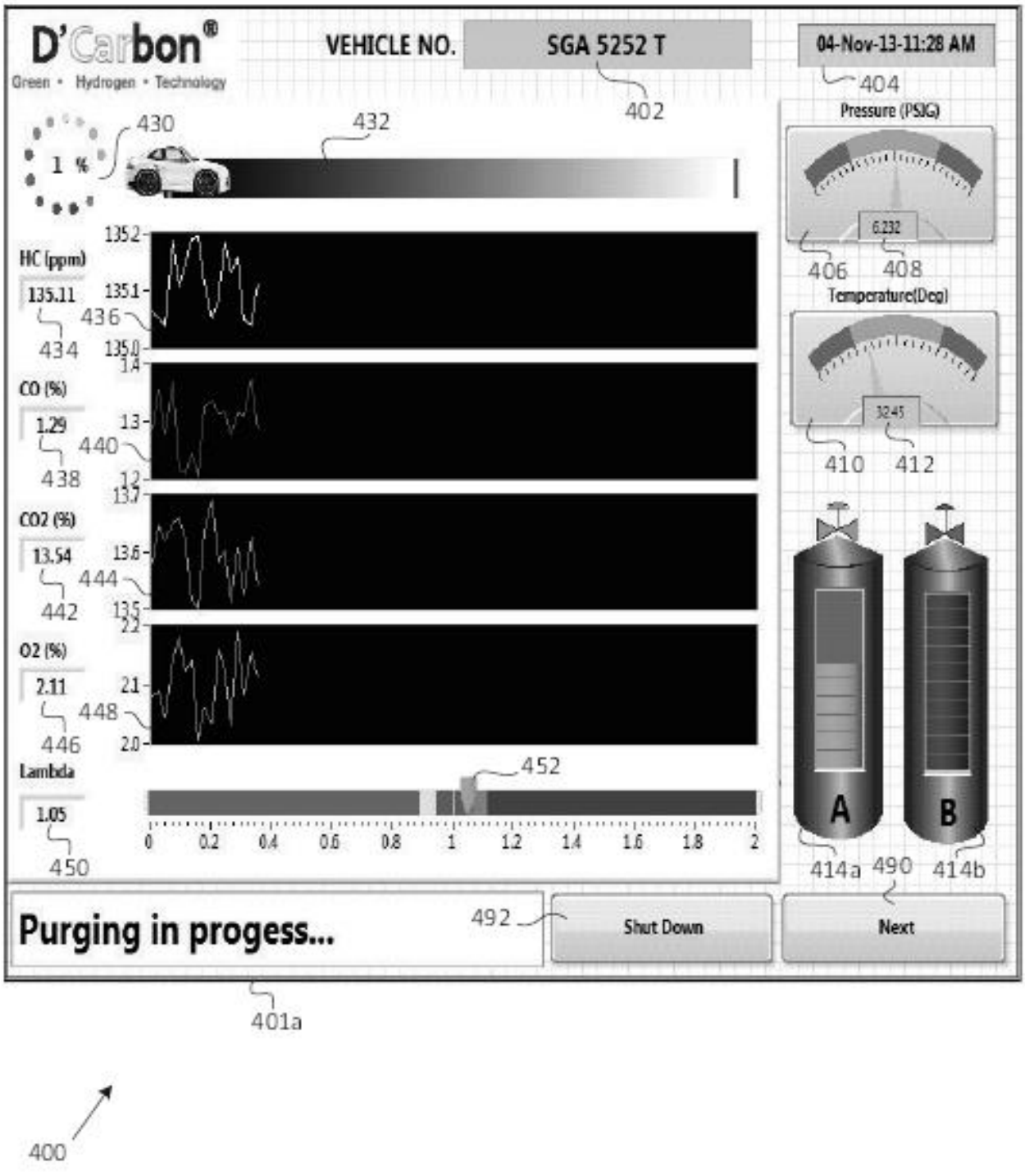
D'Carbon®
Green • Hydrogen • Technology
VEHICLE NO.
SGA 5252 T
402
04-Nov-13-11:28 AM
404
Pressure (PSIG)
6.232
406
408
Temperature(Deg)
3245
410
412
430
1 %
432
HC (ppm)
135.11
434
436
1352
1351
1350
CO (%)
1.29
438
440
1.4
1.3
1.2
CO2 (%)
13.54
442
444
13.7
13.6
13.5
O2 (%)
2.11
446
448
2.2
2.1
2.0
Lambda
1.05
450
452
0
0.2
0.4
0.6
0.8
1
1.2
1.4
1.6
1.8
2
A
B
414a
490
414b
Purging in progess...
492
Shut Down
Next
401a
400

FIG. 4A



	HC (ppm)	CO (%)	CO2 (%)	O2 (%)	AF (:1)	L	Delta L
Average	135.113	1.291	13.625	2.124	15.467	1.052	-0.052
Minimum	135.074	1.224	13.539	2.039	15.448	1.051	-0.051
Maximum	135.187	1.386	13.692	2.195	15.464	1.052	-0.052
Begin	135.099	1.302	13.588	2.131	15.468	1.052	-0.052
End	135.128	1.264	13.650	2.123	15.478	1.053	-0.053
Difference	-0.029	0.038	-0.061	0.008	-0.010	-0.001	-0.001
Percent %	-0.021	2.927	-0.451	0.385	-0.065	-0.065	-1.300

FIG. 4B