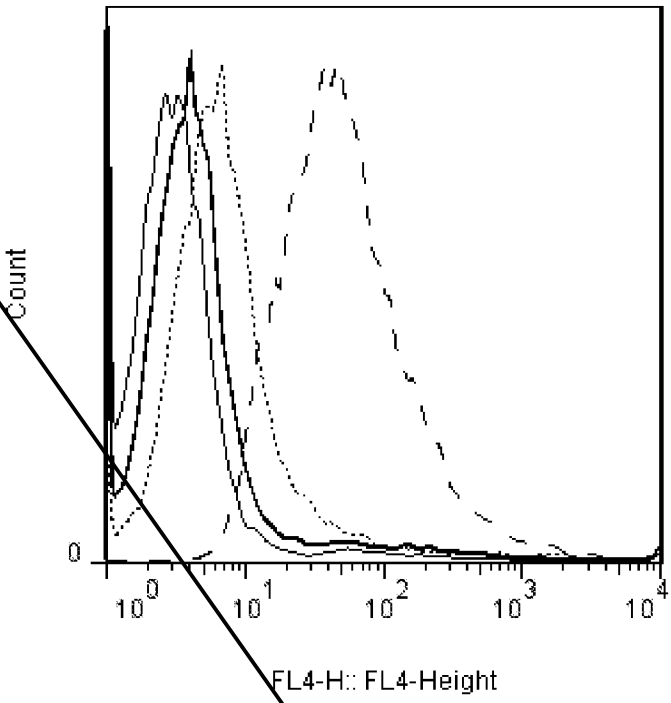
Count
0
10^0
10^1
10^2
10^3
10^4
FL4-H:: FL4-Height
CHO-K1 without serum
CHO-K1 with serum
CHO-K1/human TIGIT without serum
CHO-K1/human TIGIT with serum

FIG. 1A

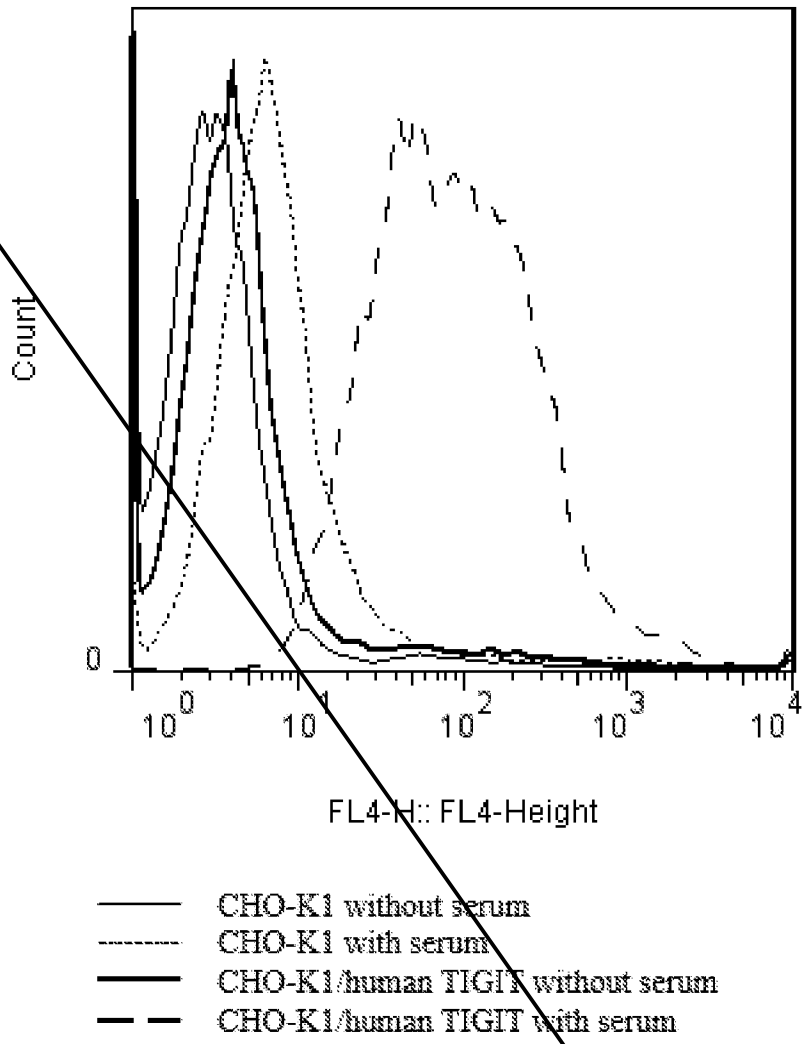
Count
0
10^0
10^1
10^2
10^3
10^4
FL4-H:: FL4-Height
CHO-K1 without serum
CHO-K1 with serum
CHO-K1/human TIGIT without serum
CHO-K1/human TIGIT with serum

FIG. 1B

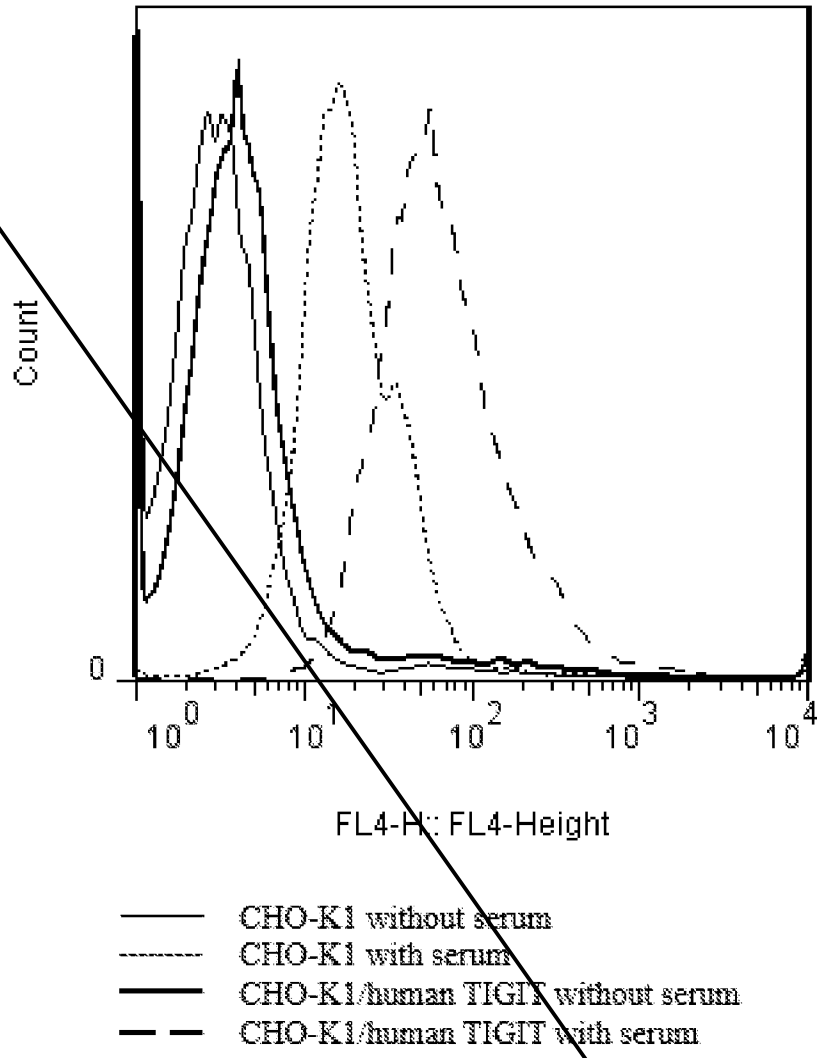
Count
0
10^0
10^1
10^2
10^3
10^4
FL4-H: FL4-Height
CHO-K1 without serum
CHO-K1 with serum
CHO-K1/human TIGIT without serum
CHO-K1/human TIGIT with serum

FIG. 1C

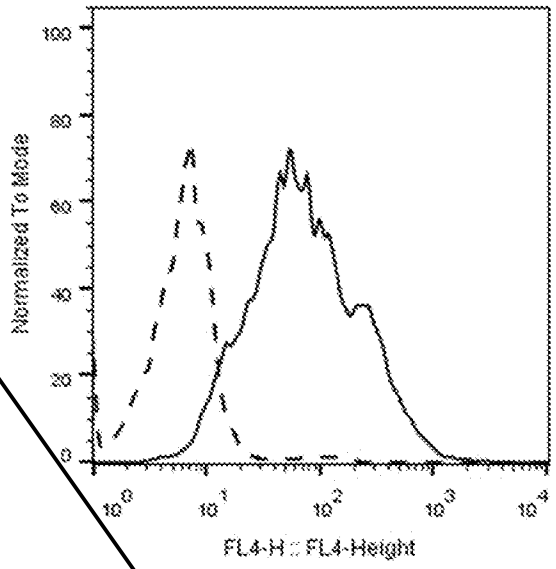
Normalized To Mode
100
80
60
40
20
0
10^0
10^1
10^2
10^3
10^4
FL4-H :: FL4-Height

FIG. 2A

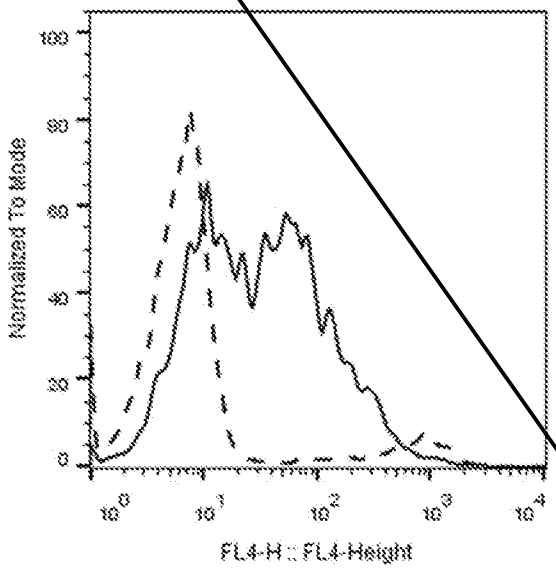
Normalized To Mode
100
80
60
40
20
0
10^0
10^1
10^2
10^3
10^4
FL4-H :: FL4-Height

FIG. 2B

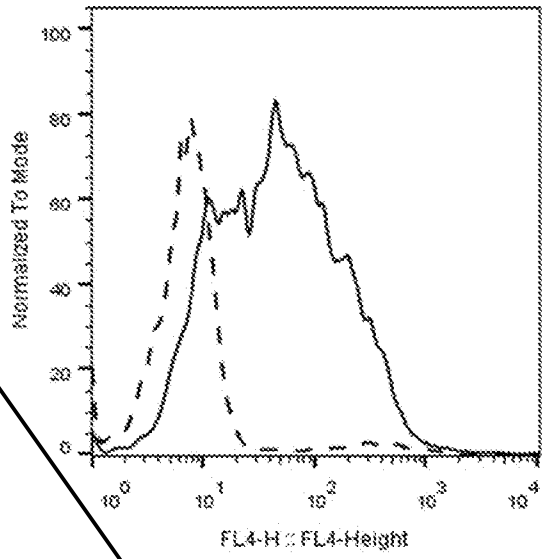
Normalized To Mode
100
80
60
40
20
0
10^0
10^1
10^2
10^3
10^4
FL4-H :: FL4-Height

FIG. 2C

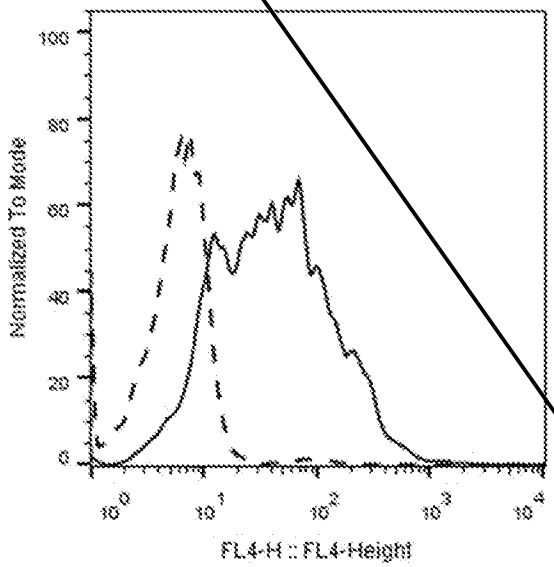
Normalized To Mode
100
80
60
40
20
0
10^0
10^1
10^2
10^3
10^4
FL4-H :: FL4-Height

FIG. 2D

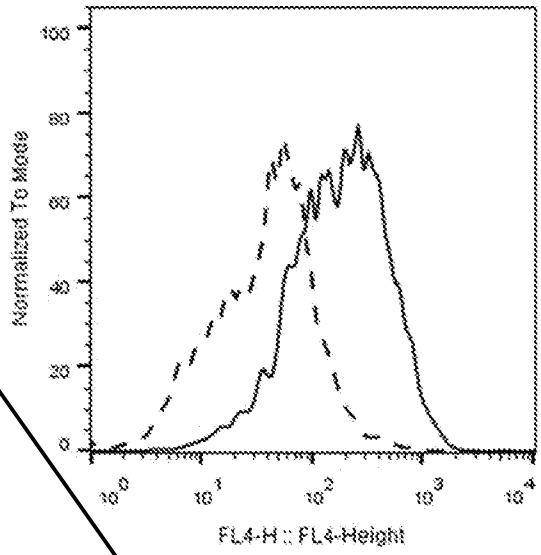
Normalized To Mode
FL4-H :: FL4-Height

FIG. 2E

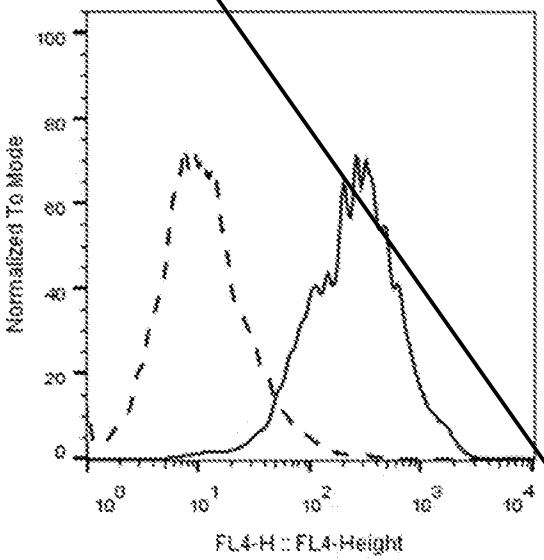
Normalized To Mode
FL4-H :: FL4-Height

FIG. 2F

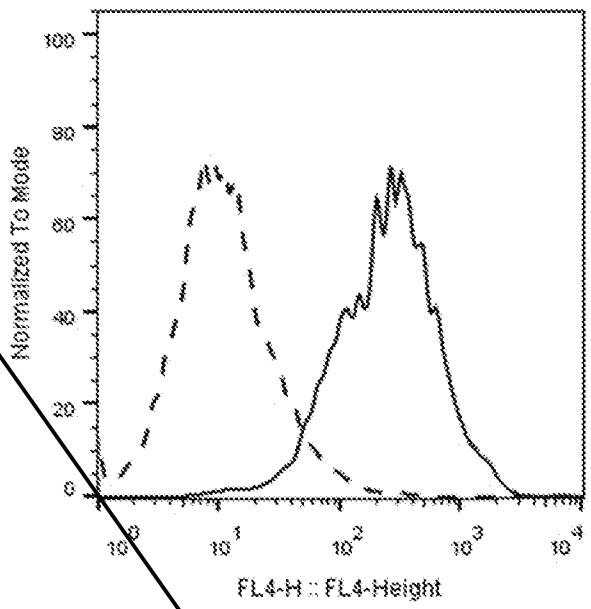
Normalized To Mode
100
80
60
40
20
0
10^0
10^1
10^2
10^3
10^4
FL4-H :: FL4-Height

FIG. 2G

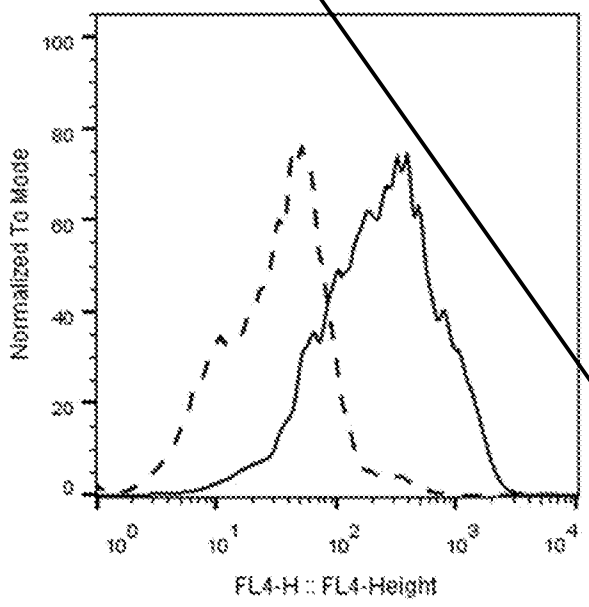
Normalized To Mode
100
80
60
40
20
0
10^0
10^1
10^2
10^3
10^4
FL4-H :: FL4-Height

FIG. 2H

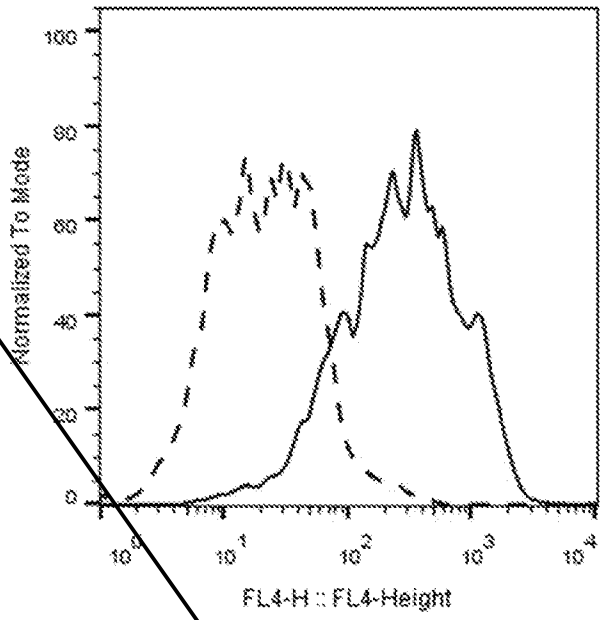
Normalized To Mode
100
80
60
40
20
0
10^0
10^1
10^2
10^3
10^4
FL4-H :: FL4-Height

FIG. 2I

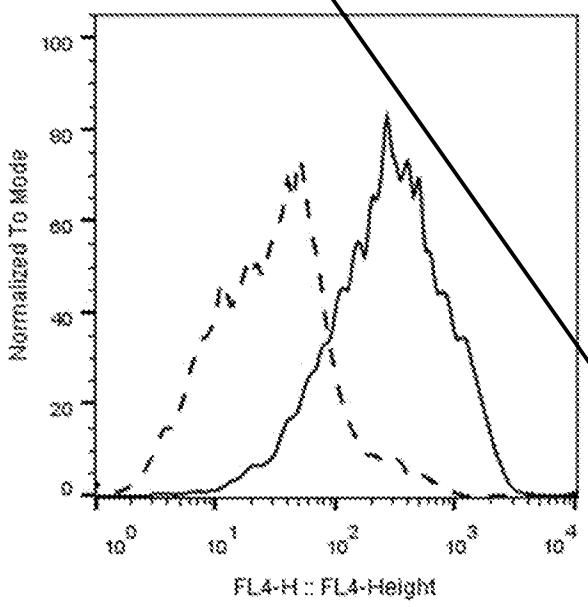
Normalized To Mode
100
80
60
40
20
0
10^0
10^1
10^2
10^3
10^4
FL4-H :: FL4-Height

FIG. 2J

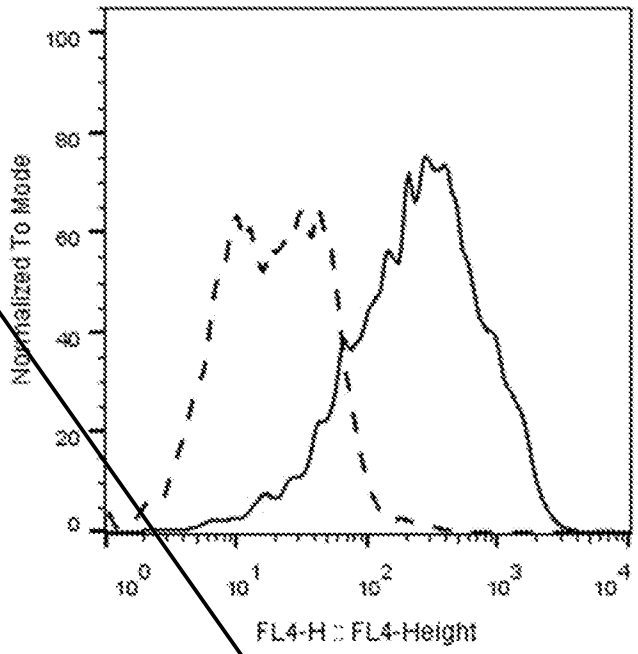
Normalized To Mode
100
80
60
40
20
0
10^0
10^1
10^2
10^3
10^4
FL4-H :: FL4-Height

FIG. 2K

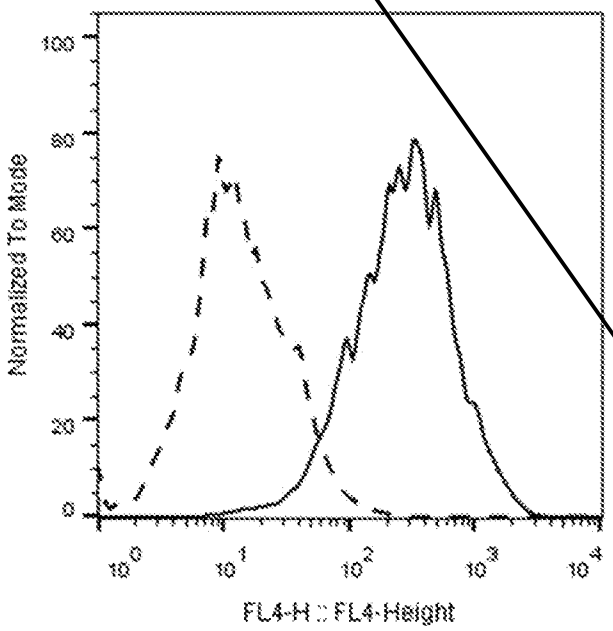
Normalized To Mode
100
80
60
40
20
0
10^0
10^1
10^2
10^3
10^4
FL4-H :: FL4-Height

FIG. 2L

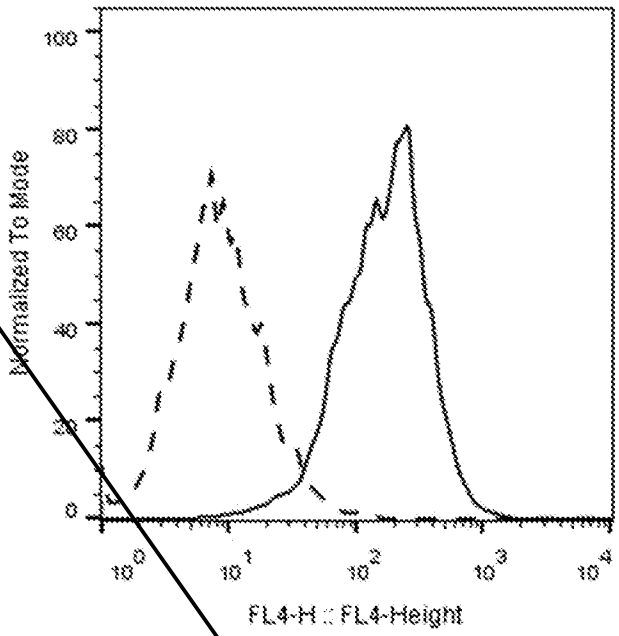
Normalized To Mode
100
80
60
40
20
0
10^0
10^1
10^2
10^3
10^4
FL4-H :: FL4-Height

FIG. 2M

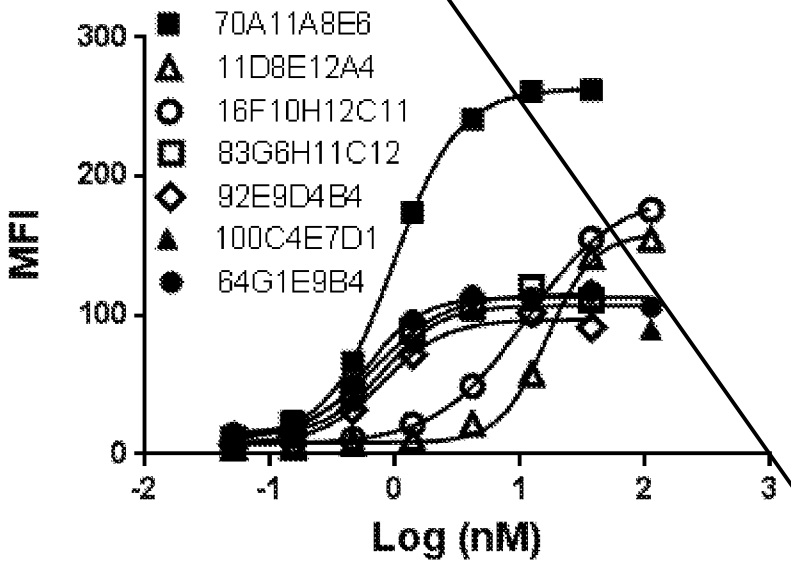
70A11A8E6
11D8E12A4
16F10H12C11
83G6H11C12
92E9D4B4
100C4E7D1
64G1E9B4
MFI
300
200
100
0
-2
-1
0
1
2
3
Log (nM)

FIG. 3A

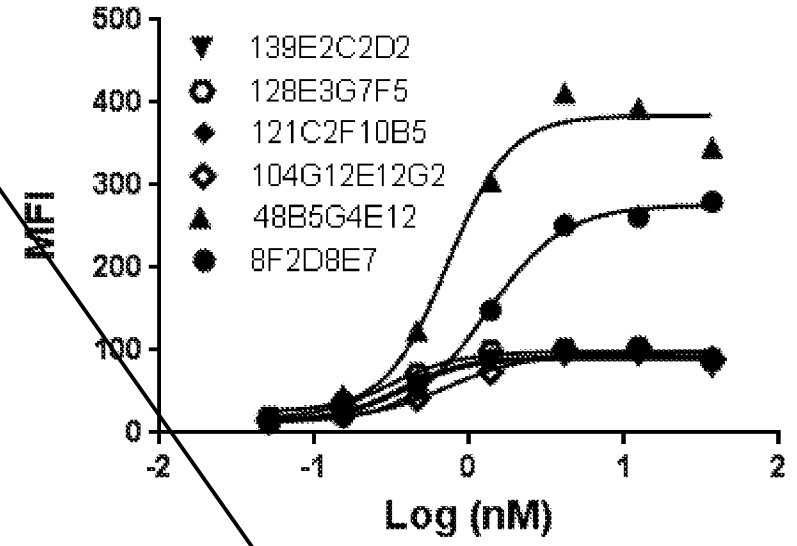
500
400
300
200
100
0
MFI
139E2C2D2
128E3G7F5
121C2F10B5
104G12E12G2
48B5G4E12
8F2D8E7
-2
-1
0
1
2
Log (nM)

FIG. 3B

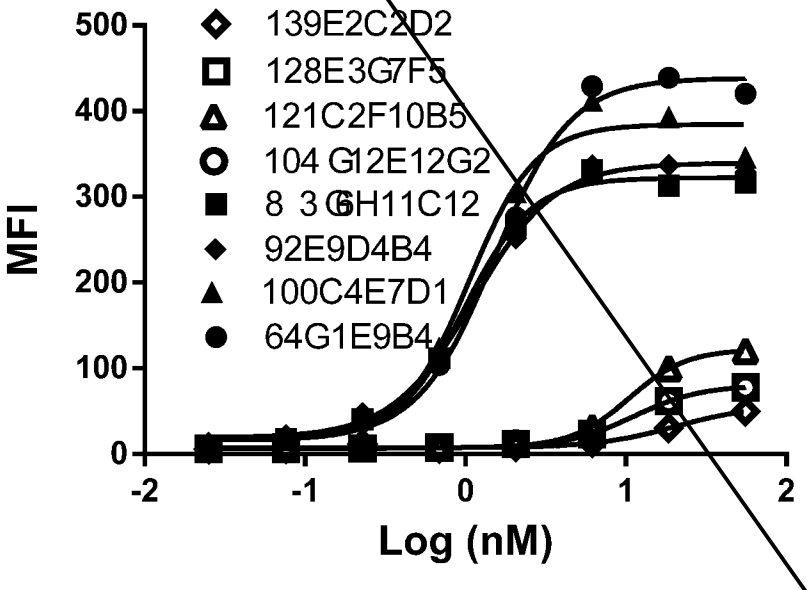
500
400
300
200
100
0
MFI
139E2C2D2
128E3G7F5
121C2F10B5
104G12E12G2
8 3 6H11C12
92E9D4B4
100C4E7D1
64G1E9B4
-2
-1
0
1
2
Log (nM)

FIG. 3C

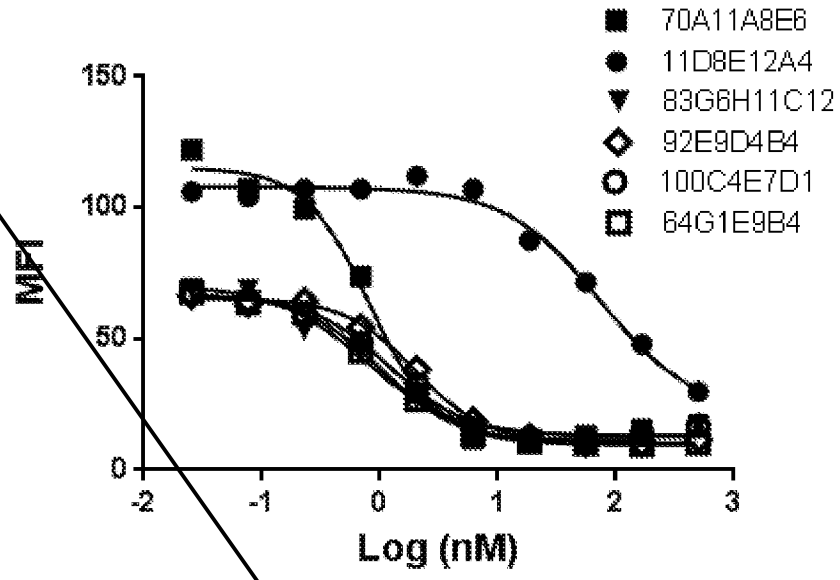
70A11A8E6
11D8E12A4
83G6H11C12
92E9D4B4
100C4E7D1
64G1E9B4
MFI
150
100
50
0
-2
-1
0
1
2
3
Log (nM)

FIG. 4A

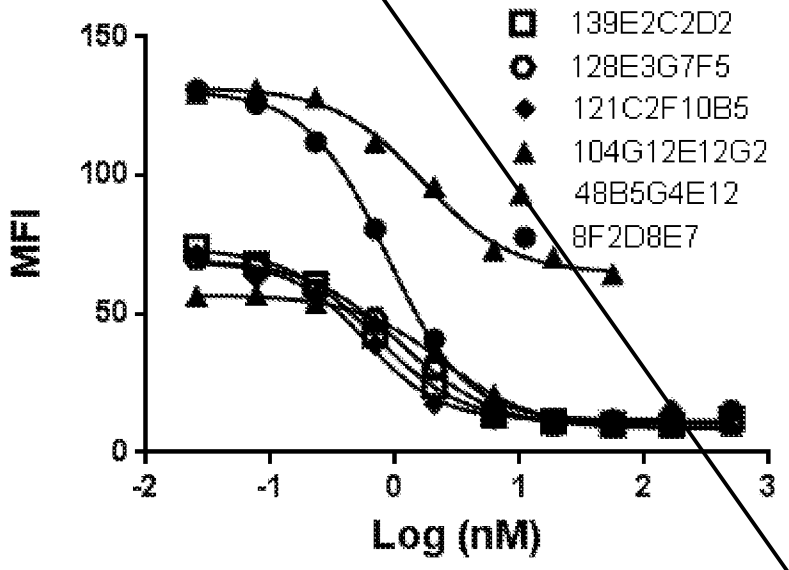
139E2C2D2
128E3G7F5
121C2F10B5
104G12E12G2
48B5G4E12
8F2D8E7
MFI
150
100
50
0
-2
-1
0
1
2
3
Log (nM)

FIG. 4B

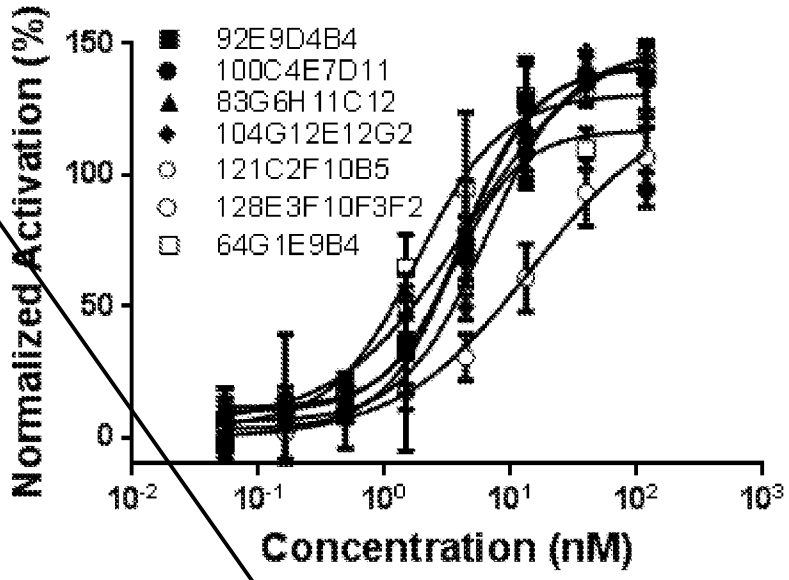
Normalized Activation (%)
150
100
50
0
92E9D4B4
100C4E7D11
83G6H11C12
104G12E12G2
121C2F10B5
128E3F10F3F2
64G1E9B4
10-2
10-1
100
101
102
103
Concentration (nM)

FIG. 5A

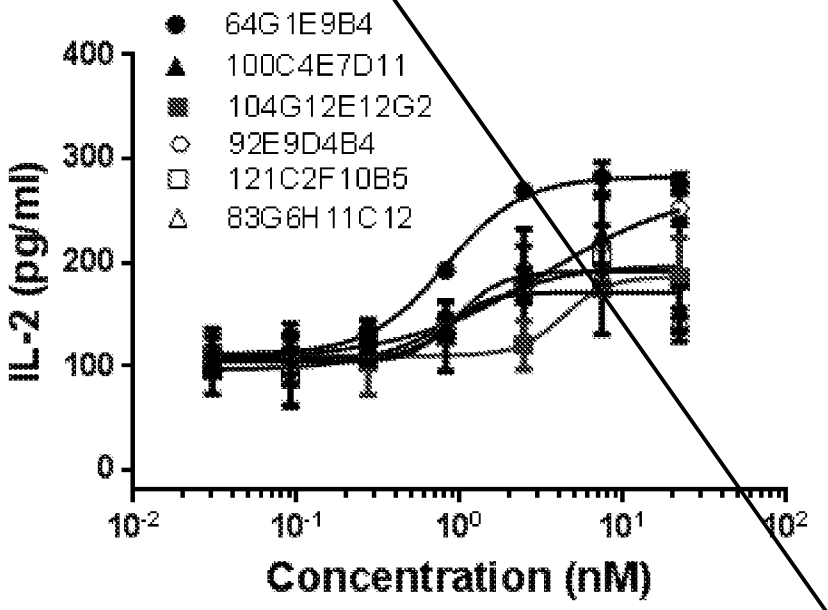
IL-2 (pg/ml)
400
300
200
100
0
64G1E9B4
100C4E7D11
104G12E12G2
92E9D4B4
121C2F10B5
83G6H11C12
10-2
10-1
100
101
102
Concentration (nM)

FIG. 5B

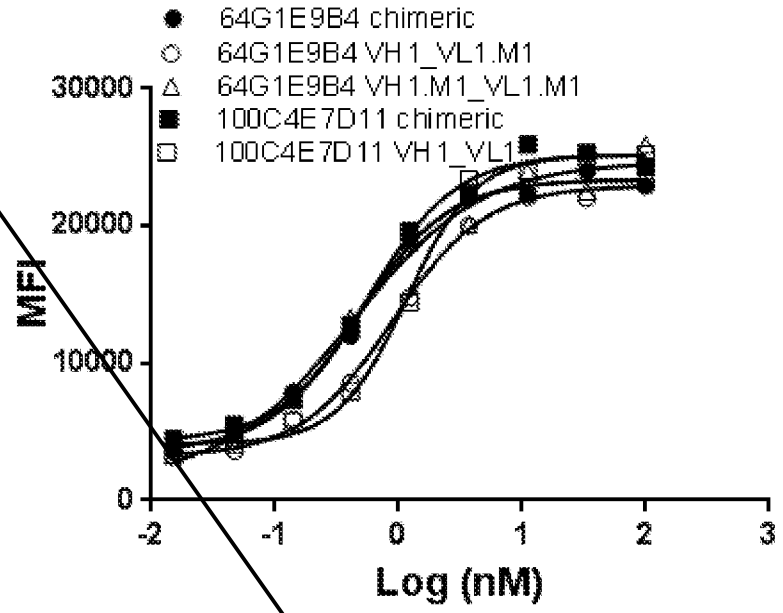
64G1E9B4 chimeric
64G1E9B4 VH1_VL1.M1
64G1E9B4 VH1.M1_VL1.M1
100C4E7D11 chimeric
100C4E7D11 VH1_VL1
30000
20000
10000
0
MFI
-2
-1
0
1
2
3
Log (nM)

FIG. 6A

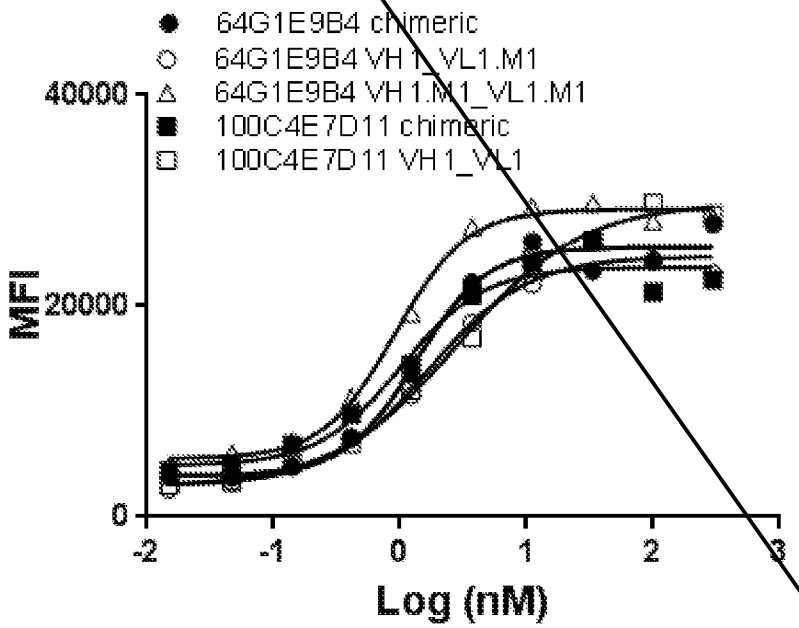
64G1E9B4 chimeric
64G1E9B4 VH1_VL1.M1
64G1E9B4 VH1.M1_VL1.M1
100C4E7D11 chimeric
100C4E7D11 VH1_VL1
40000
20000
0
MFI
-2
-1
0
1
2
3
Log (nM)

FIG. 6B

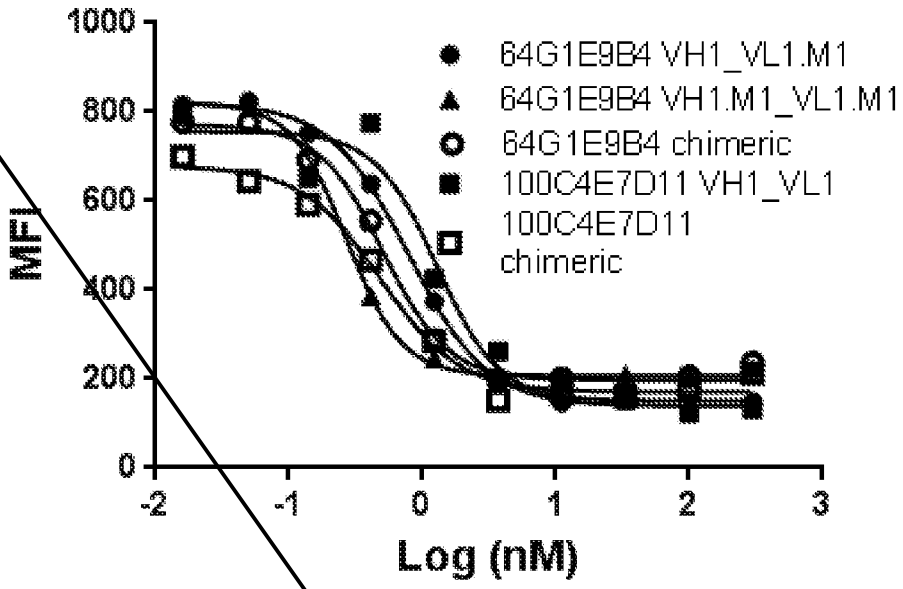
1000
800
600
400
200
0
MFI
-2
-1
0
1
2
3
Log (nM)
64G1E9B4 VH1_VL1.M1
64G1E9B4 VH1.M1_VL1.M1
64G1E9B4 chimeric
100C4E7D11 VH1_VL1
100C4E7D11 chimeric

FIG. 7

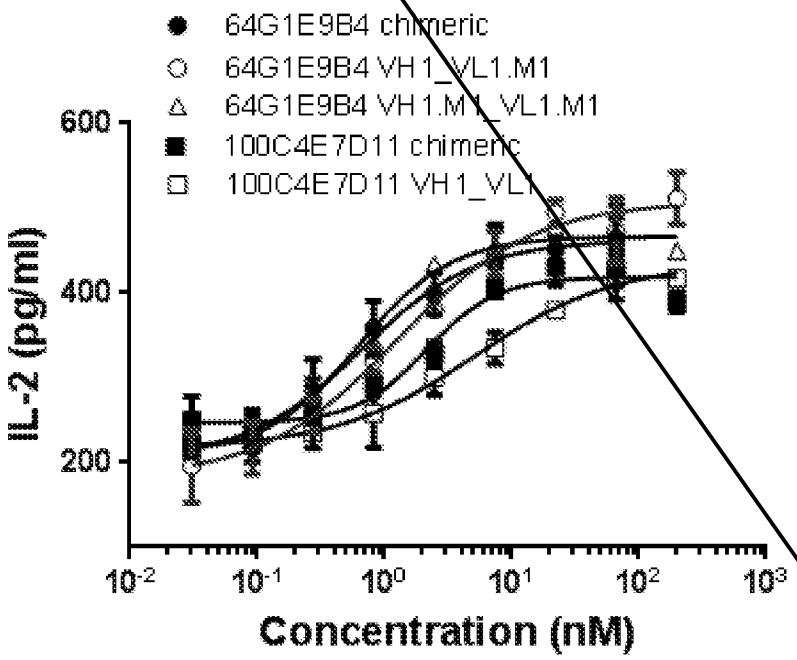
64G1E9B4 chimeric
64G1E9B4 VH1_VL1.M1
64G1E9B4 VH1.M1_VL1.M1
100C4E7D11 chimeric
100C4E7D11 VH1_VL1
600
400
200
IL-2 (pg/ml)
10-2
10-1
100
101
102
103
Concentration (nM)

FIG. 8

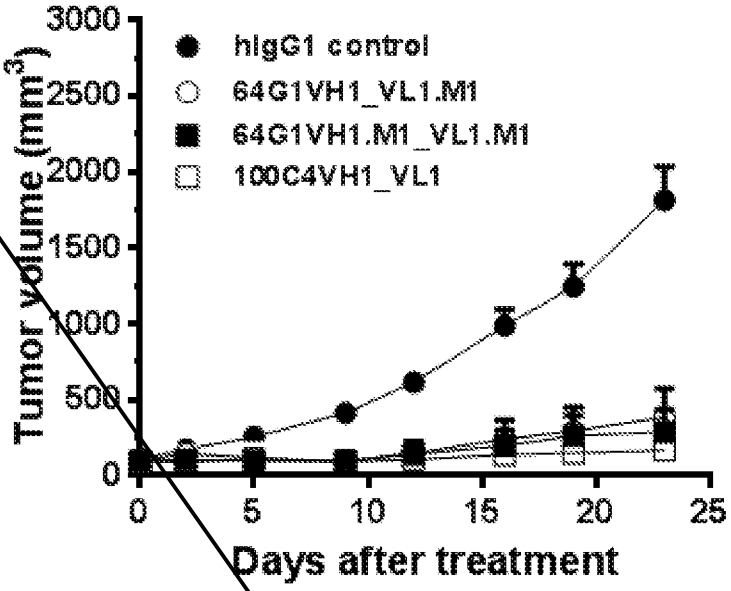
Tumor volume (mm3)
3000
2500
2000
1500
1000
500
0
0
5
10
15
20
25
Days after treatment
hIgG1 control
64G1VH1_VL1.M1
64G1VH1.M1_VL1.M1
100C4VH1_VL1

FIG. 9A

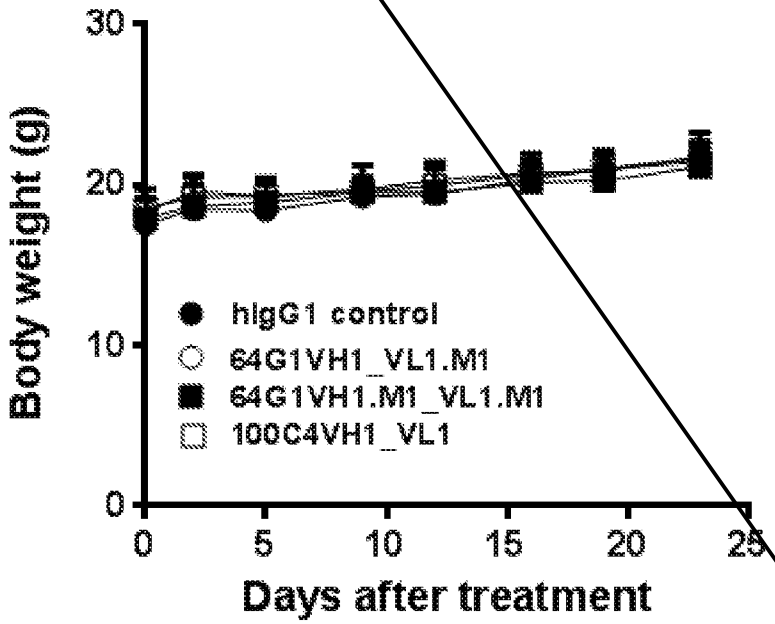
Body weight (g)
30
20
10
0
0
5
10
15
20
25
Days after treatment
hIgG1 control
64G1VH1_VL1.M1
64G1VH1.M1_VL1.M1
100C4VH1_VL1

FIG. 9B

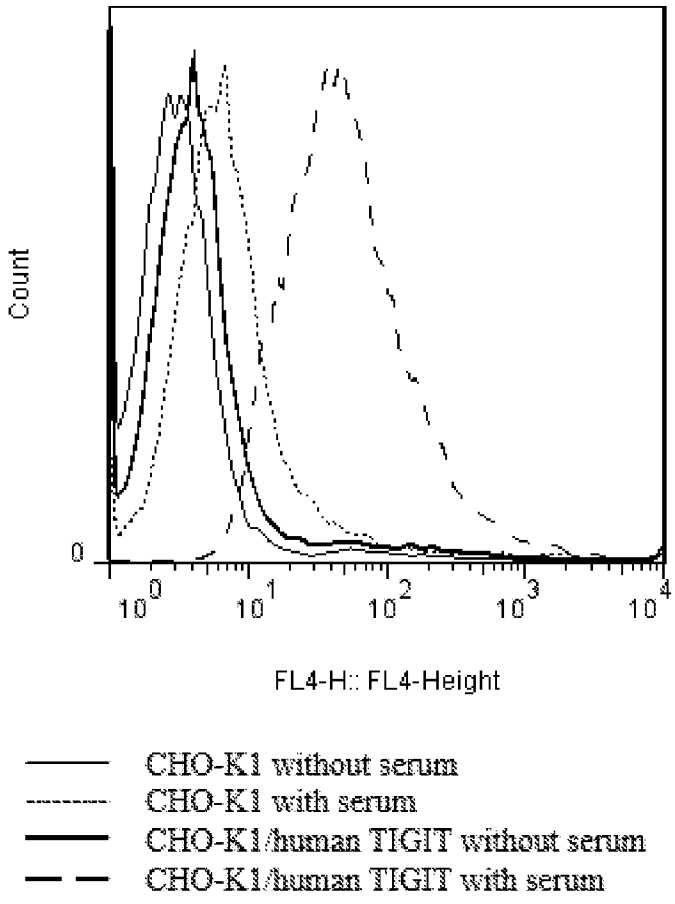
Count
0
10^0
10^1
10^2
10^3
10^4
FL4-H:: FL4-Height
CHO-K1 without serum
CHO-K1 with serum
CHO-K1/human TIGIT without serum
CHO-K1/human TIGIT with serum

FIG. 1A

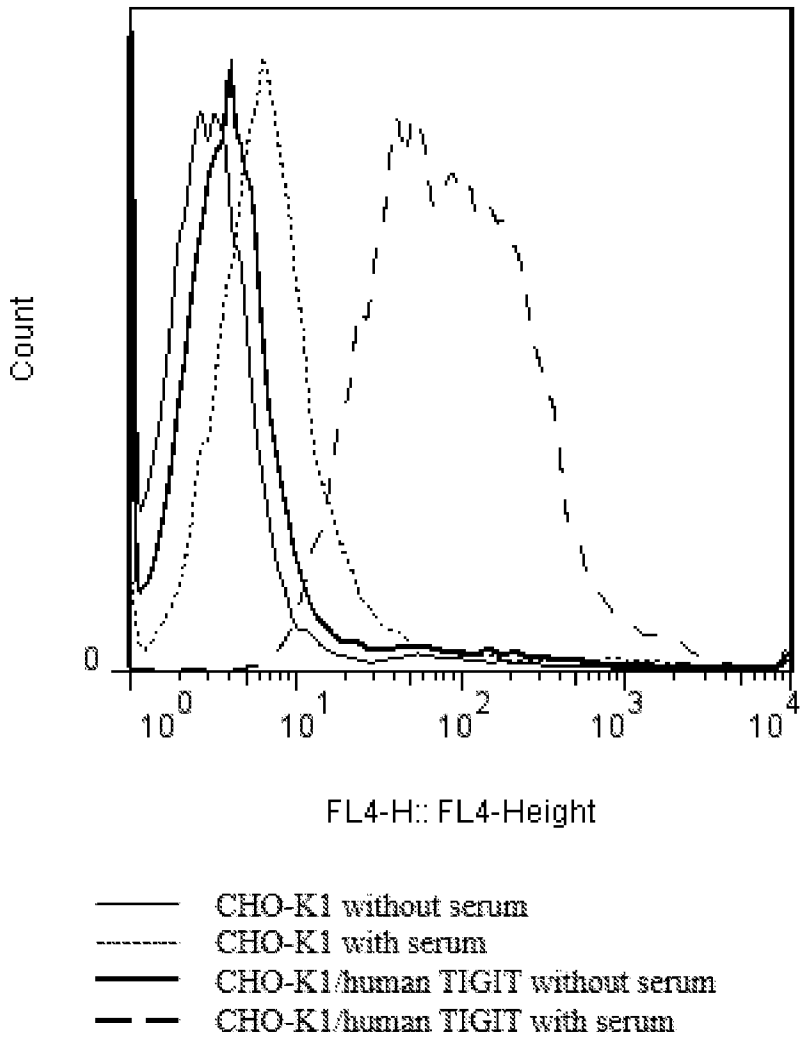
Count
0
10^0
10^1
10^2
10^3
10^4
FL4-H:: FL4-Height
CHO-K1 without serum
CHO-K1 with serum
CHO-K1/human TIGIT without serum
CHO-K1/human TIGIT with serum

FIG. 1B

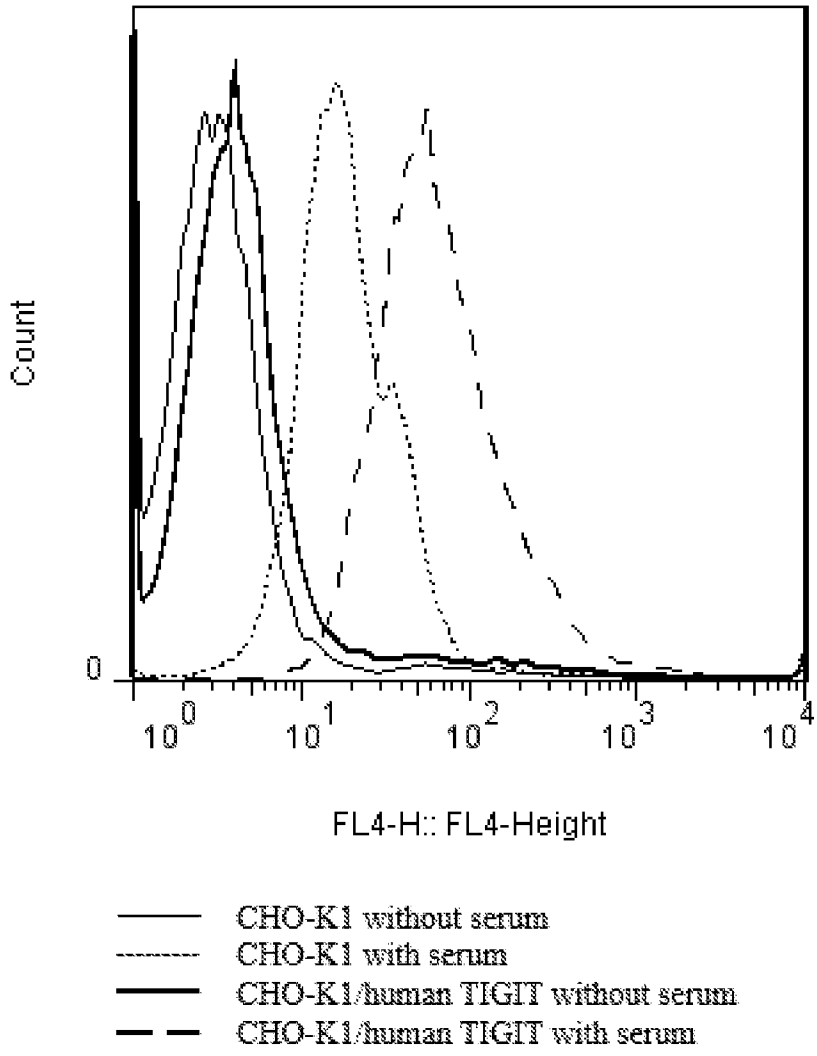
Count
0
10^0
10^1
10^2
10^3
10^4
FL4-H:: FL4-Height
CHO-K1 without serum
CHO-K1 with serum
CHO-K1/human TIGIT without serum
CHO-K1/human TIGIT with serum

FIG. 1C

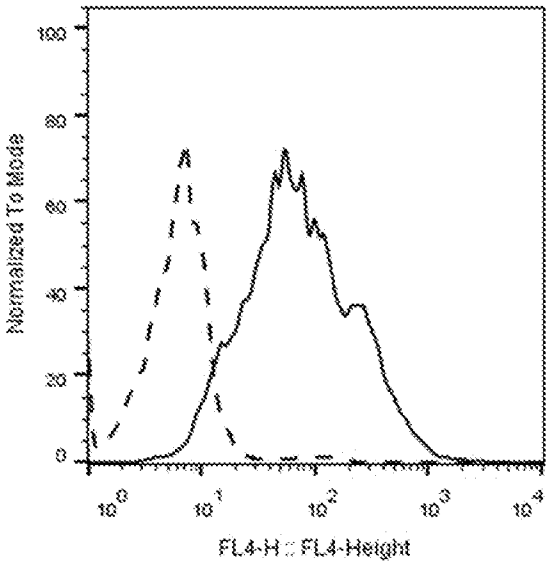
Normalized To Mode
100
80
60
40
20
0
10^0
10^1
10^2
10^3
10^4
FL4-H :: FL4-Height

FIG. 2A

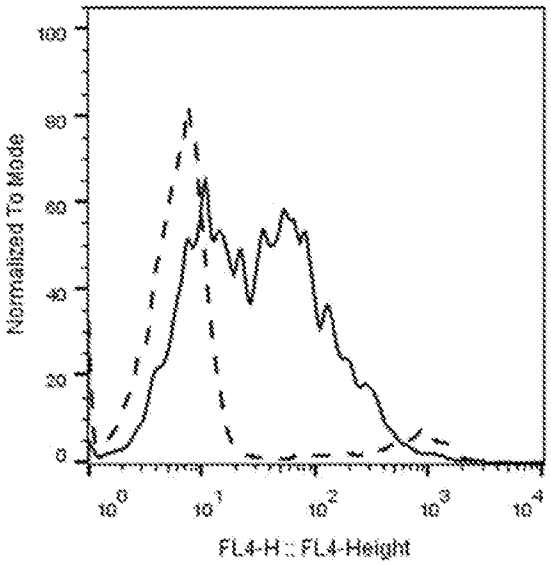
Normalized To Mode
100
80
60
40
20
0
10^0
10^1
10^2
10^3
10^4
FL4-H :: FL4-Height

FIG. 2B

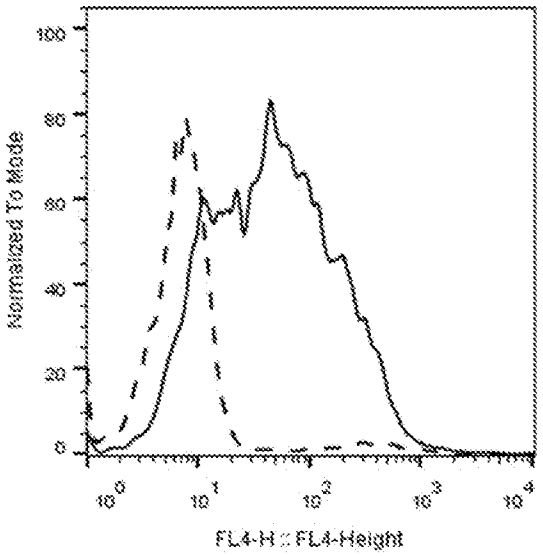
Normalized To Mode
100
80
60
40
20
0
10^0
10^1
10^2
10^3
10^4
FL4-H :: FL4-Height

FIG. 2C

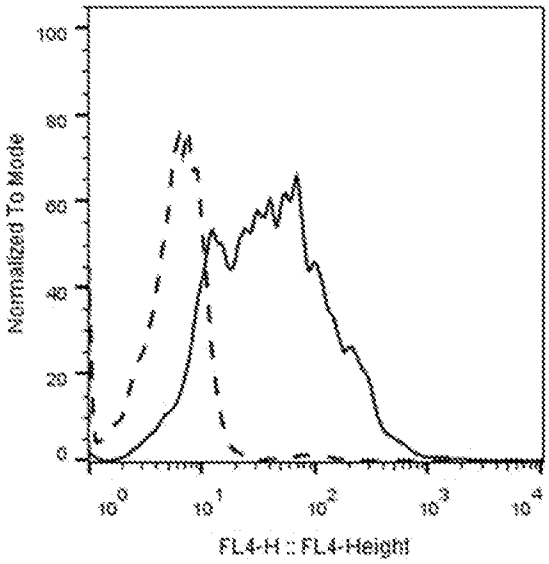
Normalized To Mode
100
80
60
40
20
0
10^0
10^1
10^2
10^3
10^4
FL4-H :: FL4-Height

FIG. 2D

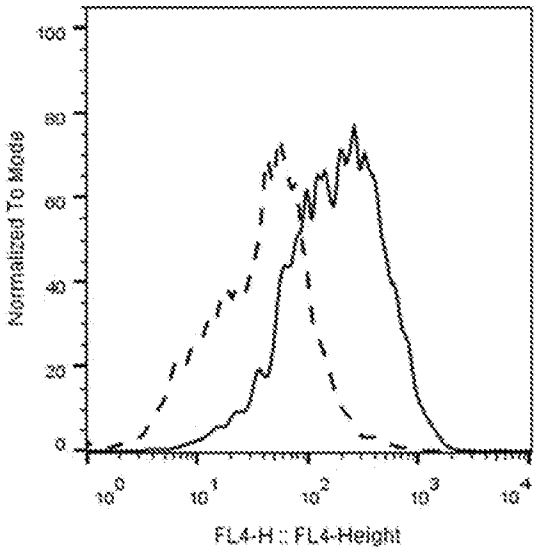
Normalized To Mode
100
80
60
40
20
0
10^0
10^1
10^2
10^3
10^4
FL4-H :: FL4-Height

FIG. 2E

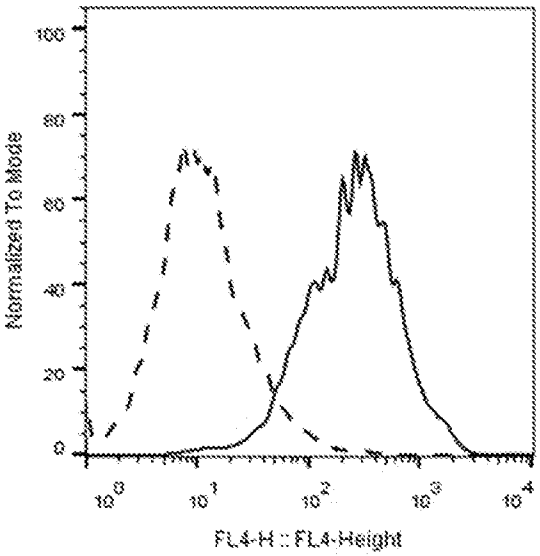
Normalized To Mode
100
80
60
40
20
0
10^0
10^1
10^2
10^3
10^4
FL4-H :: FL4-Height

FIG. 2F

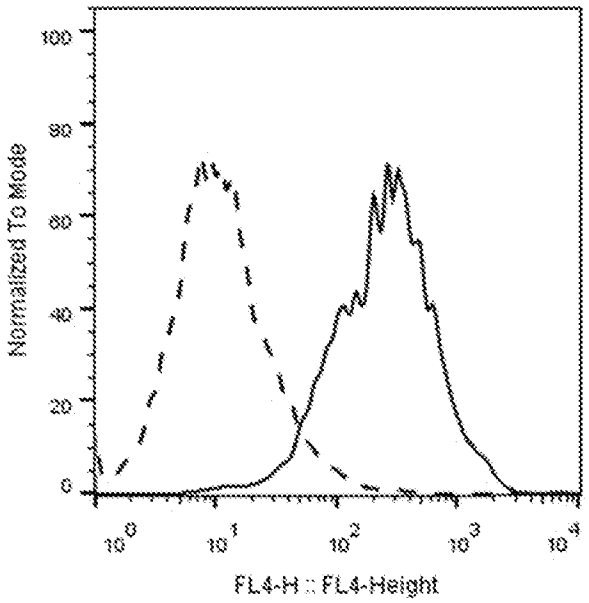
Normalized To Mode
100
80
60
40
20
0
10^0
10^1
10^2
10^3
10^4
FL4-H :: FL4-Height

FIG. 2G

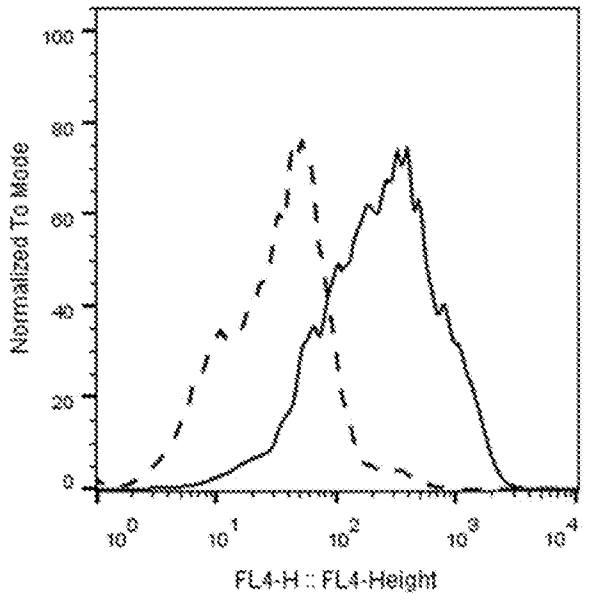
Normalized To Mode
100
80
60
40
20
0
10^0
10^1
10^2
10^3
10^4
FL4-H :: FL4-Height

FIG. 2H

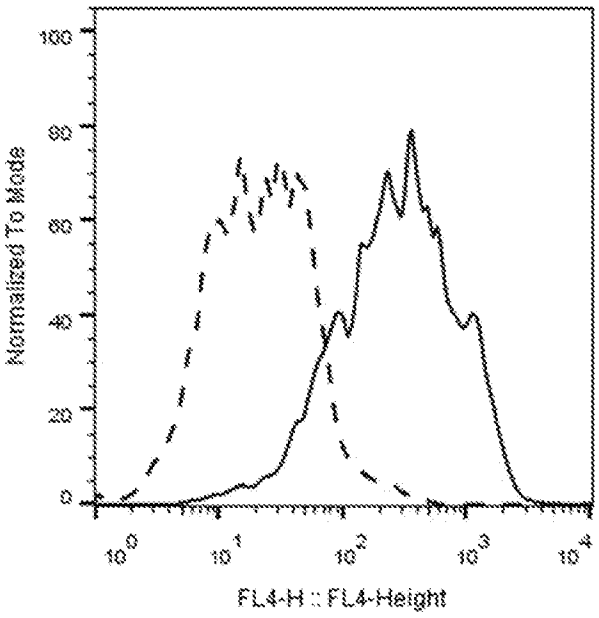
Normalized To Mode
100
80
60
40
20
0
10^0
10^1
10^2
10^3
10^4
FL4-H :: FL4-Height

FIG. 2I

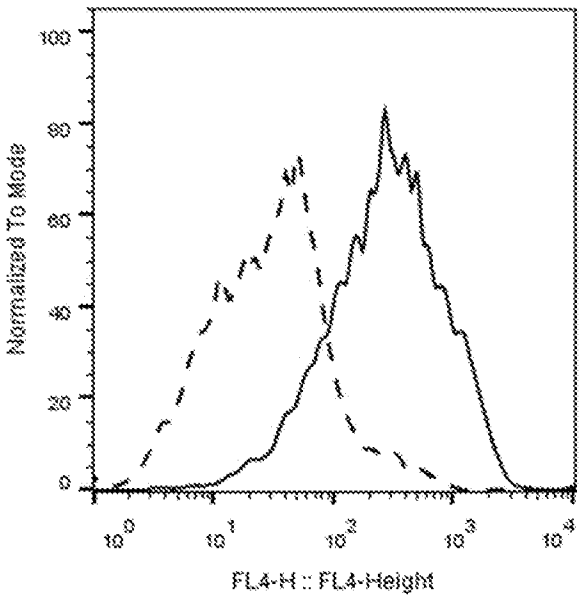
Normalized To Mode
100
80
60
40
20
0
10^0
10^1
10^2
10^3
10^4
FL4-H :: FL4-Height

FIG. 2J

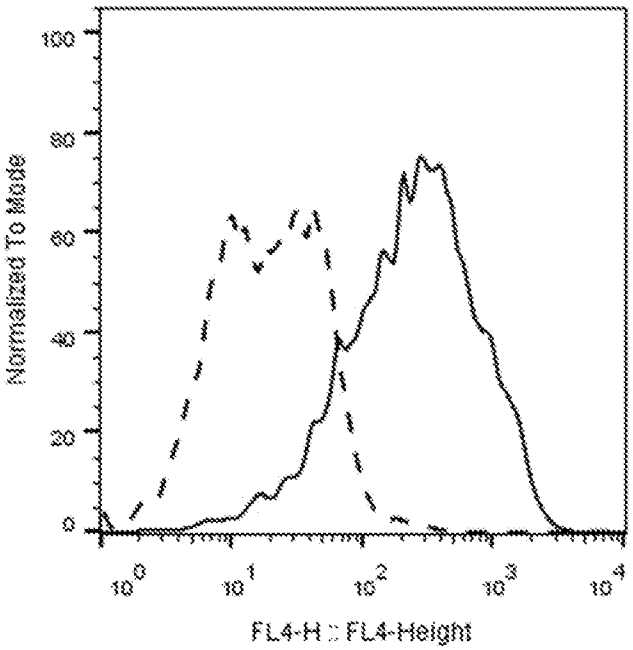
Normalized To Mode
100
80
60
40
20
0
10^0
10^1
10^2
10^3
10^4
FL4-H :: FL4-Height

FIG. 2K

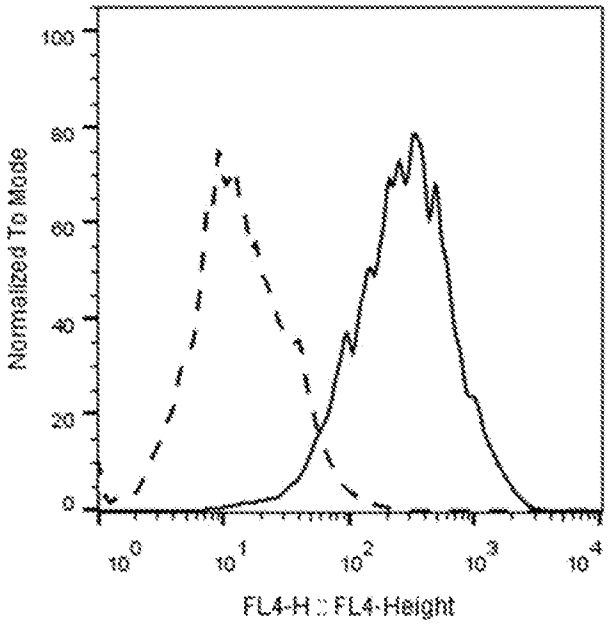
Normalized To Mode
100
80
60
40
20
0
10^0
10^1
10^2
10^3
10^4
FL4-H :: FL4-Height

FIG. 2L

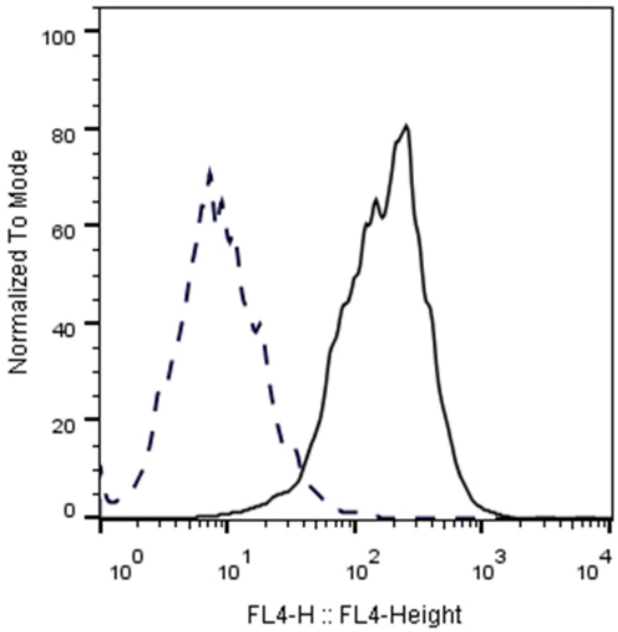
Normalized To Mode
100
80
60
40
20
0
10^0
10^1
10^2
10^3
10^4
FL4-H :: FL4-Height

FIG. 2M

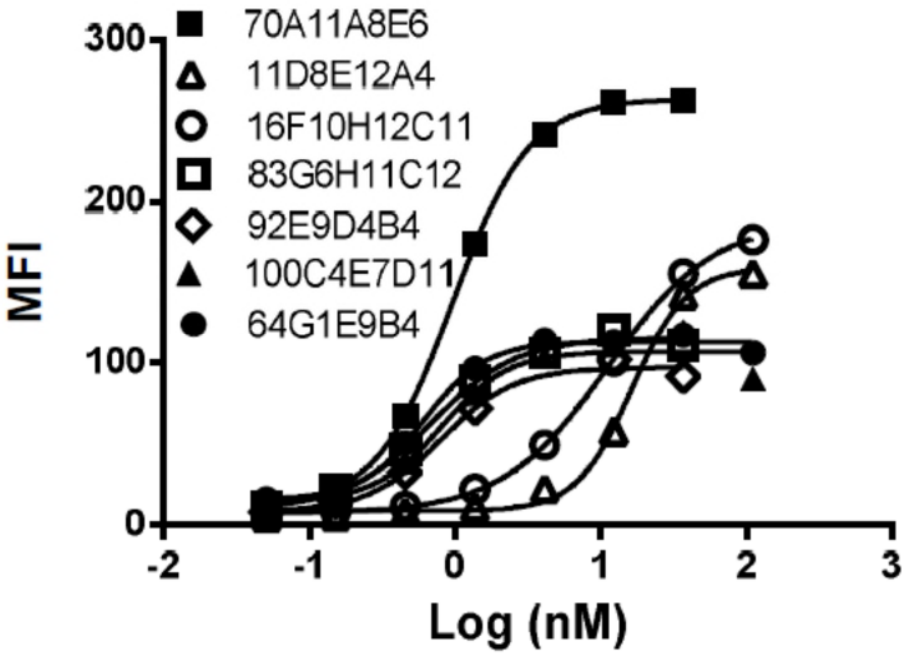
70A11A8E6
11D8E12A4
16F10H12C11
83G6H11C12
92E9D4B4
100C4E7D11
64G1E9B4
MFI
300
200
100
0
-2
-1
0
1
2
3
Log (nM)

FIG. 3A

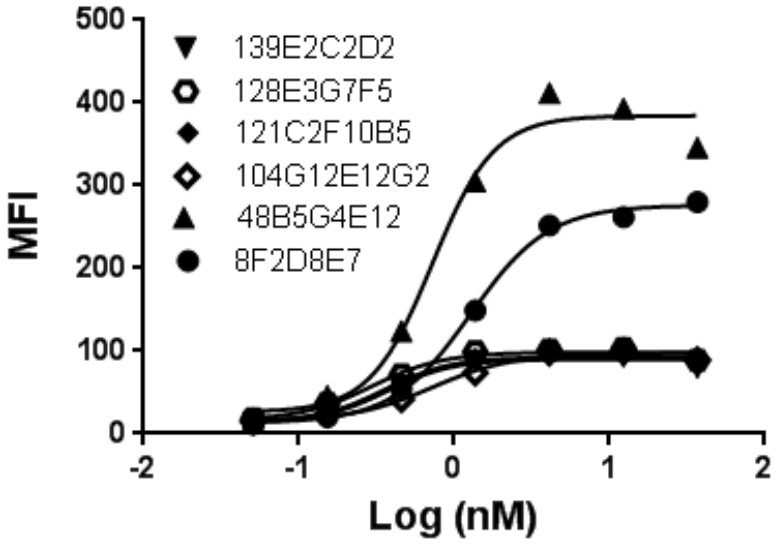
500
400
300
200
100
0
MFI
-2
-1
0
1
2
Log (nM)
139E2C2D2
128E3G7F5
121C2F10B5
104G12E12G2
48B5G4E12
8F2D8E7

FIG. 3B

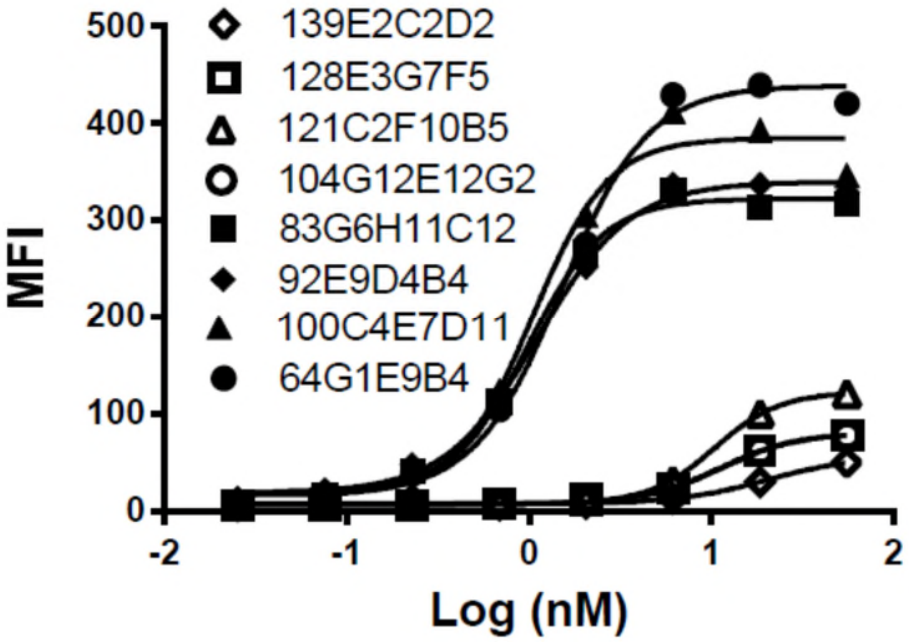
500
400
300
200
100
0
MFI
-2
-1
0
1
2
Log (nM)
139E2C2D2
128E3G7F5
121C2F10B5
104G12E12G2
83G6H11C12
92E9D4B4
100C4E7D11
64G1E9B4

FIG. 3C

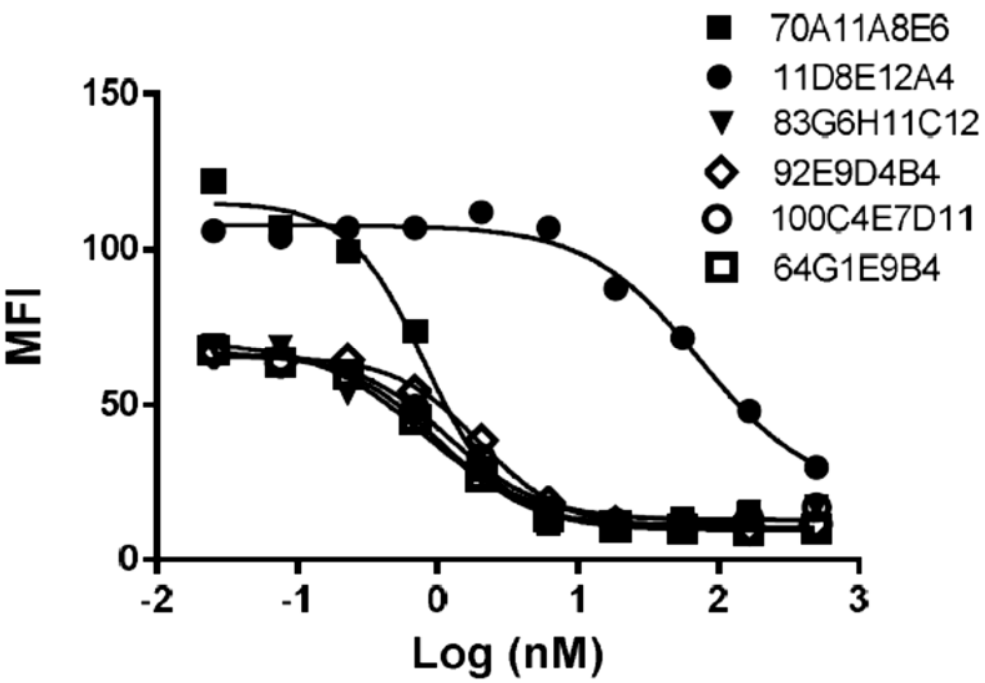
70A11A8E6
11D8E12A4
83G6H11C12
92E9D4B4
100C4E7D11
64G1E9B4
MFI
150
100
50
0
-2
-1
0
1
2
3
Log (nM)

FIG. 4A

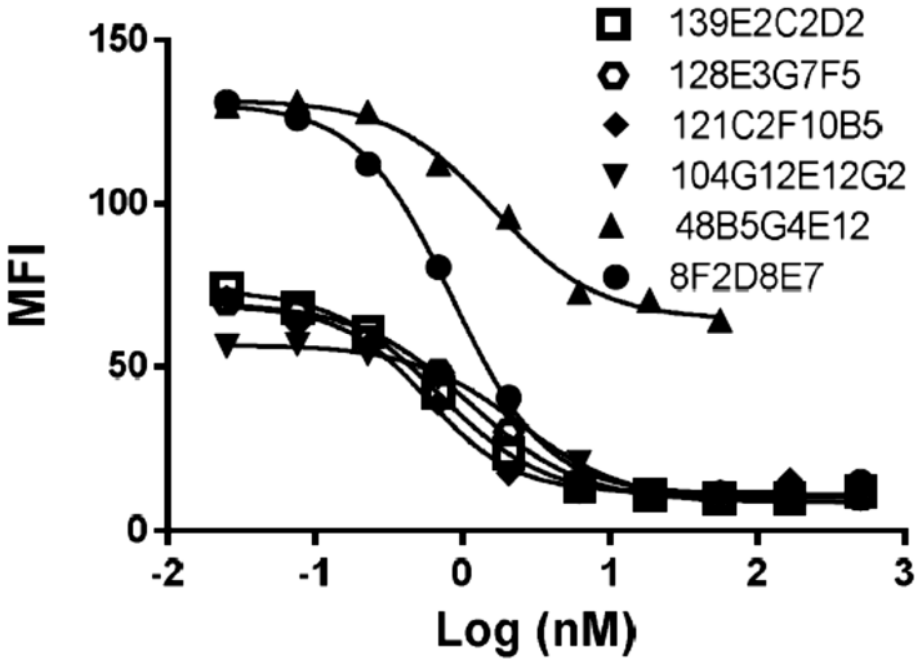
139E2C2D2
128E3G7F5
121C2F10B5
104G12E12G2
48B5G4E12
8F2D8E7
MFI
150
100
50
0
-2
-1
0
1
2
3
Log (nM)

FIG. 4B

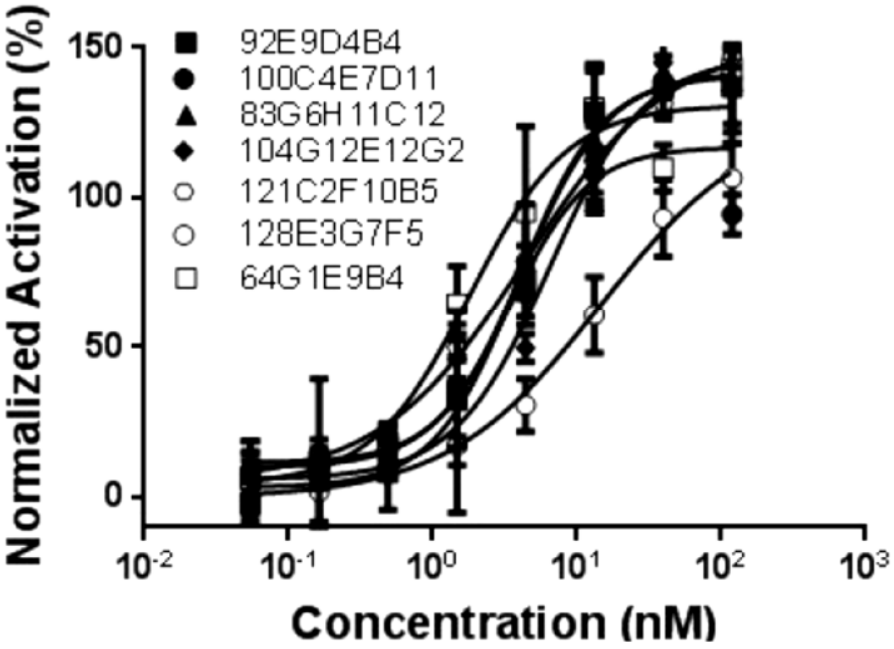
Normalized Activation (%)
150
100
50
0
92E9D4B4
100C4E7D11
83G6H11C12
104G12E12G2
121C2F10B5
128E3G7F5
64G1E9B4
10-2
10-1
100
101
102
103
Concentration (nM)

FIG. 5A

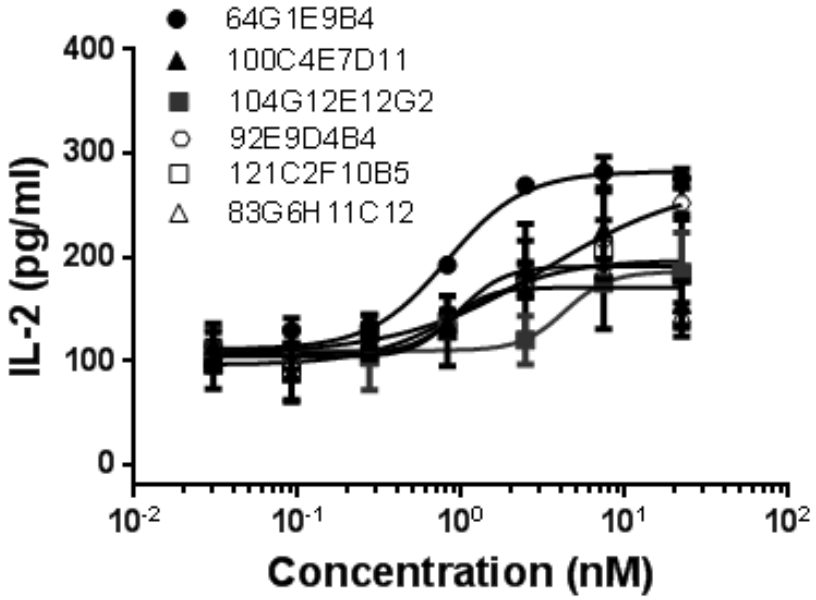
IL-2 (pg/ml)
400
300
200
100
0
64G1E9B4
100C4E7D11
104G12E12G2
92E9D4B4
121C2F10B5
83G6H11C12
10-2
10-1
100
101
102
Concentration (nM)

FIG. 5B

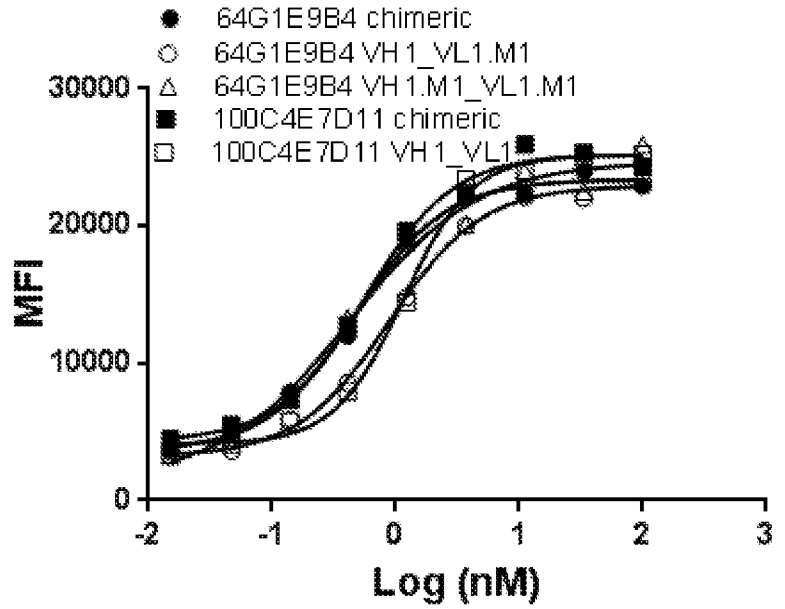
64G1E9B4 chimeric
64G1E9B4 VH1_VL1.M1
64G1E9B4 VH1.M1_VL1.M1
100C4E7D11 chimeric
100C4E7D11 VH1_VL1
30000
20000
10000
0
MFI
-2
-1
0
1
2
3
Log (nM)

FIG. 6A

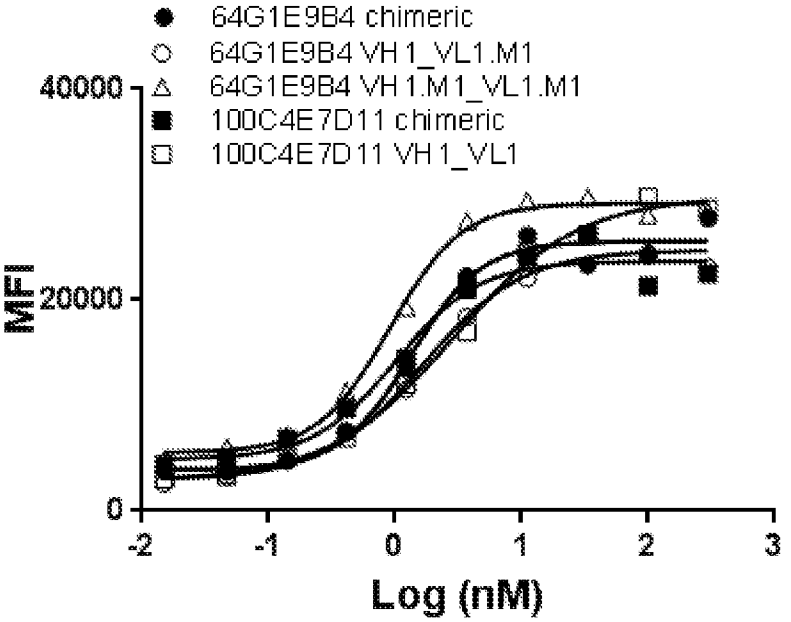
64G1E9B4 chimeric
64G1E9B4 VH1_VL1.M1
64G1E9B4 VH1.M1_VL1.M1
100C4E7D11 chimeric
100C4E7D11 VH1_VL1
40000
20000
0
MFI
-2
-1
0
1
2
3
Log (nM)

FIG. 6B

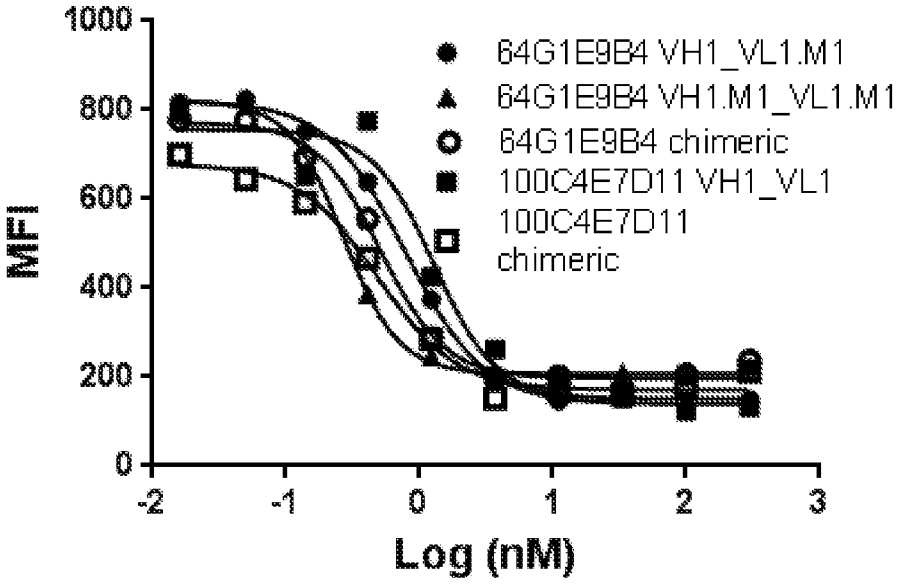
1000
800
600
400
200
0
MFI
-2
-1
0
1
2
3
Log (nM)
64G1E9B4 VH1_VL1.M1
64G1E9B4 VH1.M1_VL1.M1
64G1E9B4 chimeric
100C4E7D11 VH1_VL1
100C4E7D11 chimeric

FIG. 7

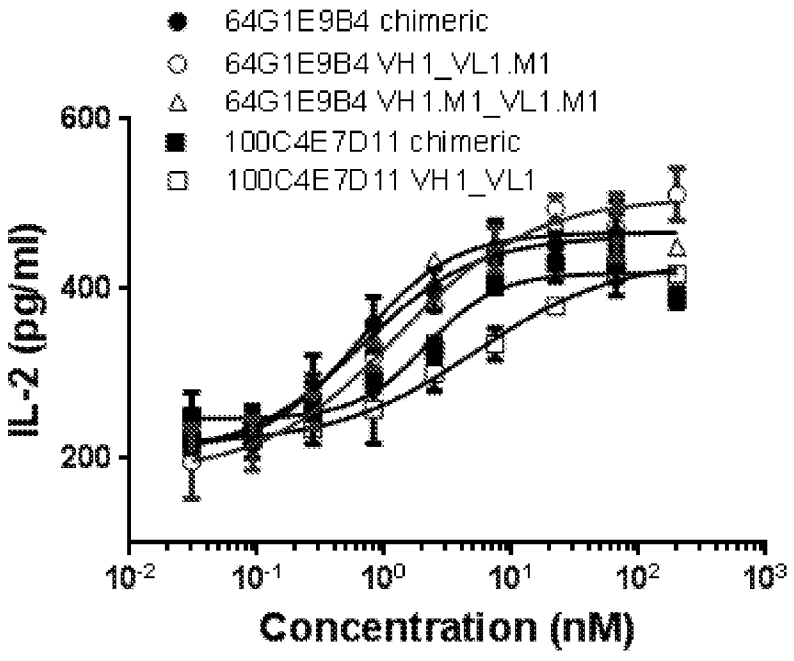
64G1E9B4 chimeric
64G1E9B4 VH1_VL1.M1
64G1E9B4 VH1.M1_VL1.M1
100C4E7D11 chimeric
100C4E7D11 VH1_VL1
600
400
200
IL-2 (pg/ml)
10-2
10-1
100
101
102
103
Concentration (nM)

FIG. 8

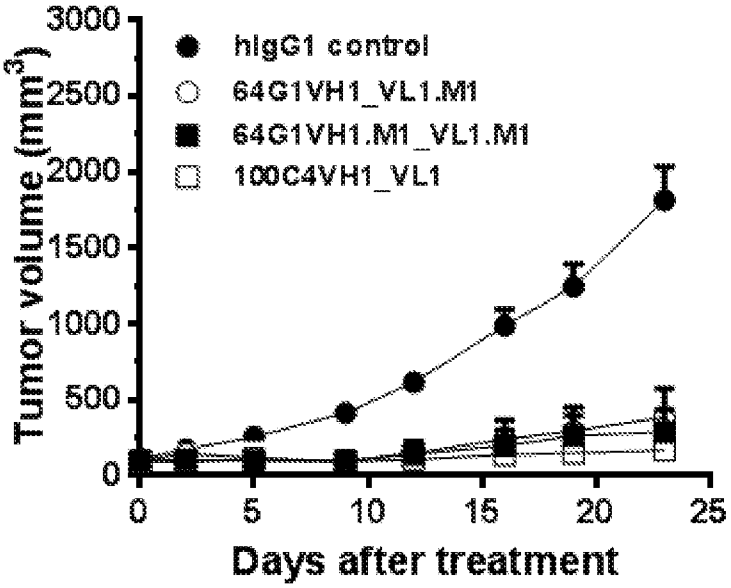
Tumor volume (mm3)
3000
2500
2000
1500
1000
500
0
0
5
10
15
20
25
Days after treatment
hIgG1 control
64G1VH1_VL1.M1
64G1VH1.M1_VL1.M1
100C4VH1_VL1

FIG. 9A

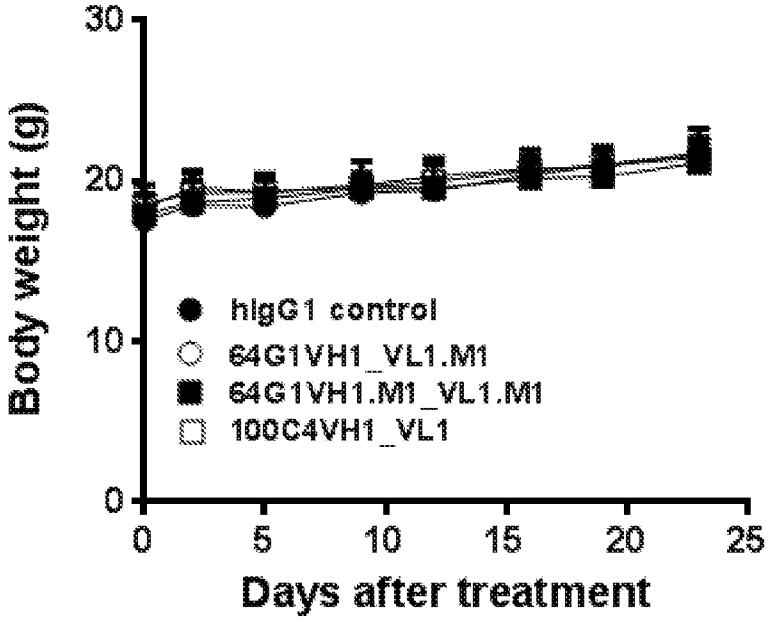
Body weight (g)
30
20
10
0
0
5
10
15
20
25
Days after treatment
hIgG1 control
64G1VH1_VL1.M1
64G1VH1.M1_VL1.M1
100C4VH1_VL1

FIG. 9B