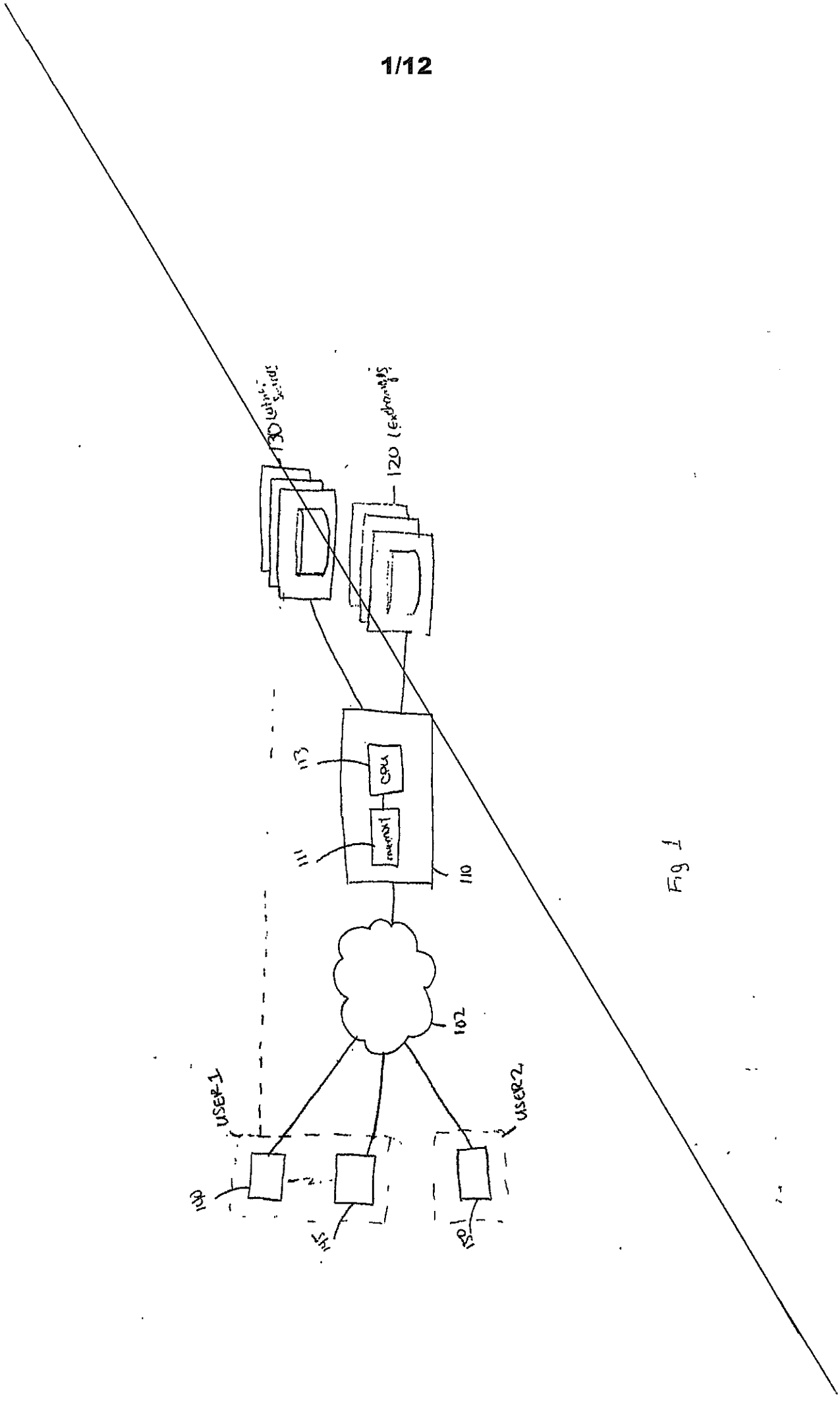

Fig 1

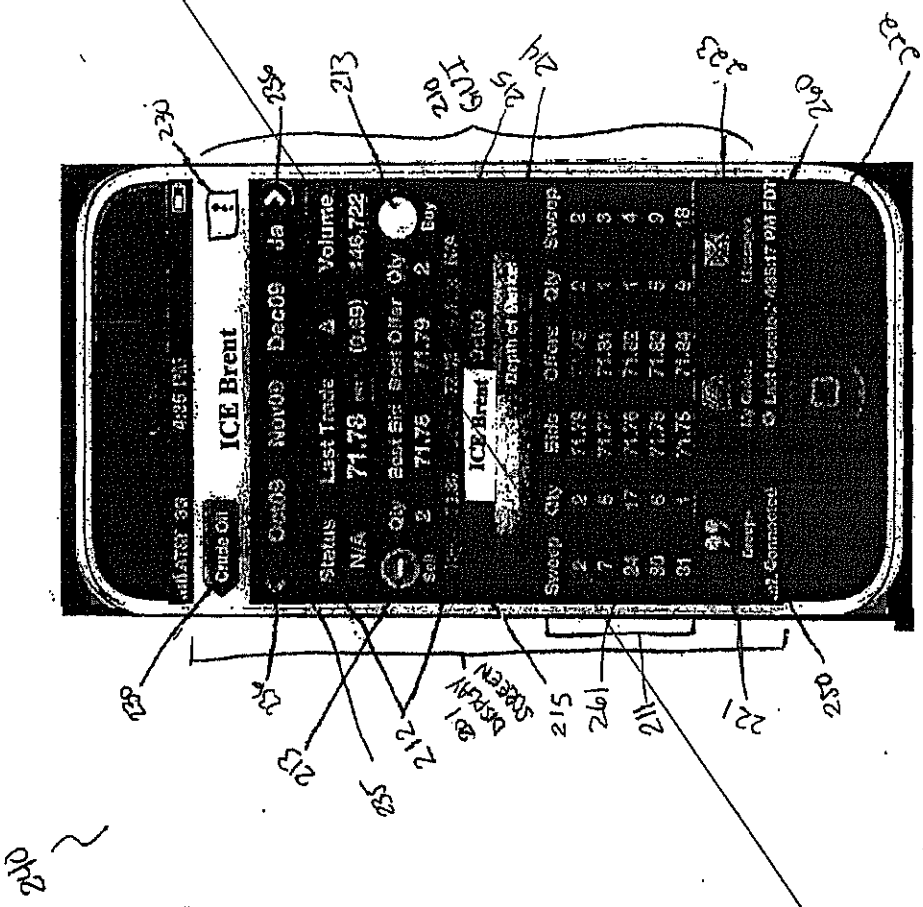
ICE Brent
Status
Last Trade
Volume
N/A
71.78
146,722
Qty
Best Bid
Best Offer
Qty
Sell
71.76
71.79
Buy
Sweep
Qty
Bids
Offers
Qty
Sweep
Depth of Market
Last update: 4:35:17 PM PDT
230
236
213
210
GUI
215
214
223
260
222
250
261
211
221
212
235
DISPLAY SCREEN
240

Fig 2A


ICE Brent 1
Crude Oil
Oct09
Nov09
Dec08
Status
Last Trade
Volume
N/A
71.81
Best Bid
Best Offer
71.80
71.85
ICE Brent
Oct09
240
212
212
271

Fig. 2B

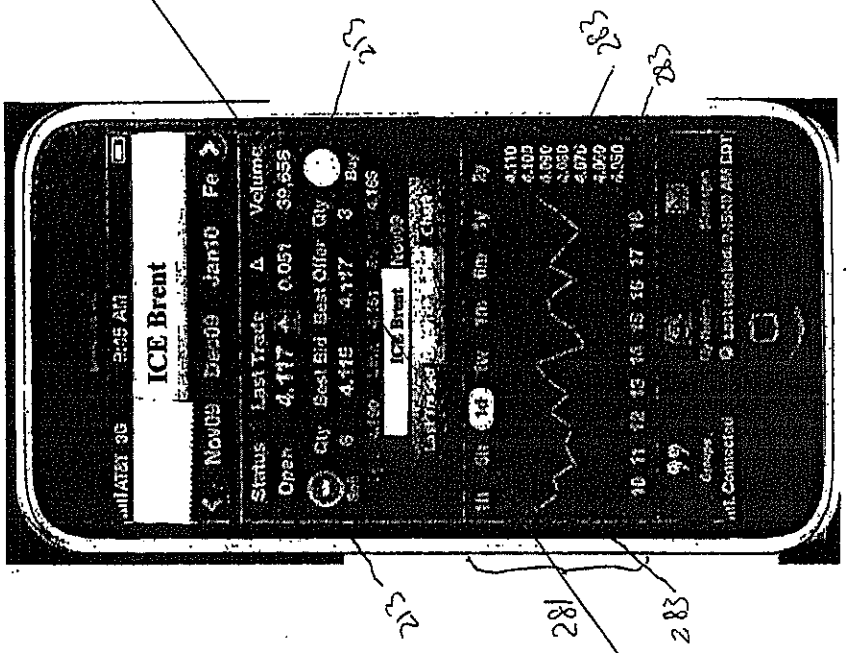
ICE Brent
Nov09
Dec09
Jan10
Status
Last Trade
Volume
Open
4.117
0.051
39,656
Qty
Best Bid
Best Offer
Qty
6
4.115
4.117
3
Buy
ICE Brent
Nov09
Chart
1h
3h
1w
1m
6m
1y
2y
10
11
12
13
14
15
16
17
18
Groups
Last updated: 0:45:40 AM EDT
Connected
213
283
283
213
281
283

Fig. 2C

240

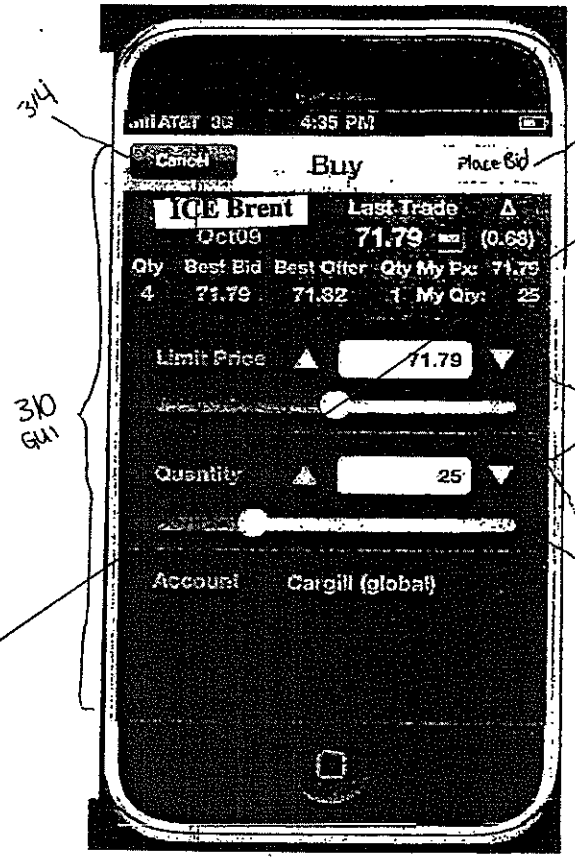
314
313
AT&T 3G
4:35 PM
Cancel
Buy
Place Bid
ICE Brent
Oct09
Last Trade
71.79
(0.68)
Qty
Best Bid
Best Offer
Qty My Pxc
71.79
4
71.79
71.82
1
My Qty:
25
Limit Price
71.79
310
GUI
312 ARROWS
Quantity
25
Account
Cargill (global)
311
SLIDE BARS

Fig 3

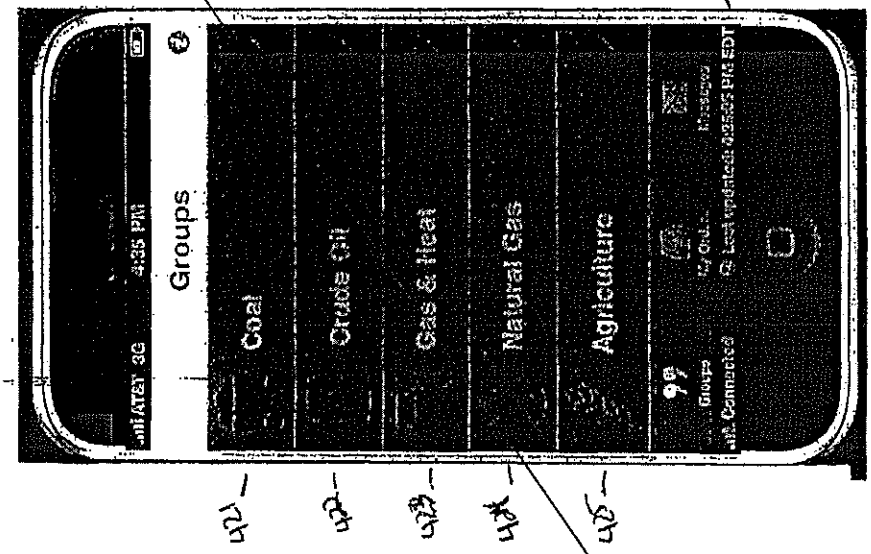
410
240
Groups
Coal
Crude Oil
Gas & Heat
Natural Gas
Agriculture
421
422
423
424
425

Fig. 4

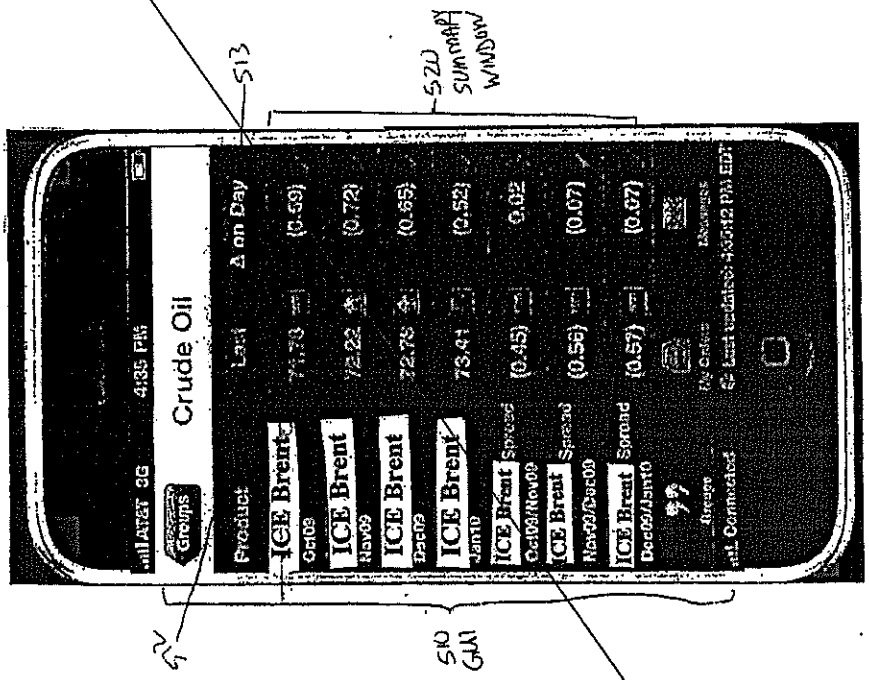
513
520
SUMMARY WINDOW
Crude Oil
Groups
Product
Last
Δ on Day
ICE Brent
Oct09
71.73
(0.59)
ICE Brent
Nov09
72.22
(0.72)
ICE Brent
Dec09
72.79
(0.65)
ICE Brent
Jan10
73.41
(0.52)
ICE Brent
Oct09/Nov09
Spread
(0.45)
0.02
ICE Brent
Nov09/Dec09
Spread
(0.56)
(0.07)
ICE Brent
Dec09/Jan10
Spread
(0.57)
(0.07)
Groups
My Orders
Messages
Last updated: 4:35:12 PM EDT
510
GUI
512

Fig. 5

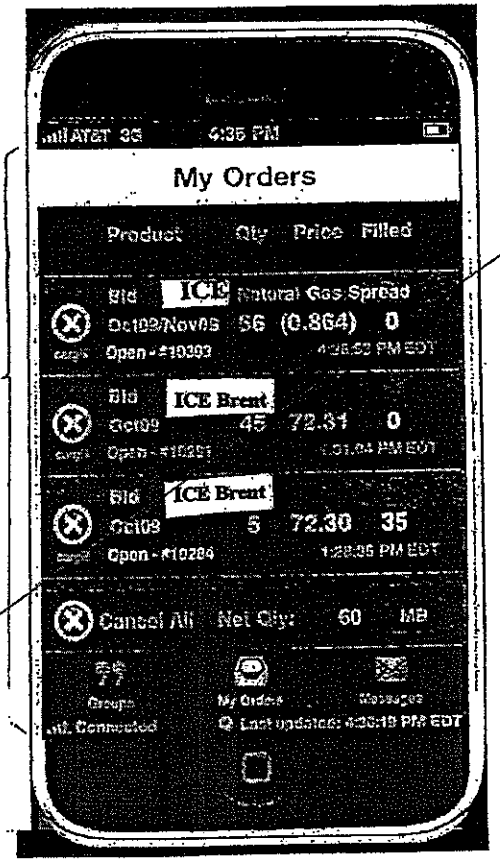
AT&T 3G
4:35 PM
My Orders
Product
Qty
Price
Filled
Bid
ICE
Natural Gas Spread
Oct09/Nov09
56
(0.864)
0
Open - #10393
Bid
ICE Brent
Oct09
45
72.31
0
Bid
ICE Brent
Oct09
5
72.30
35
Open - #10284
Cancel All
Net Qty:
60
MB
Groups
My Orders
Messages
Connected
Last updated: 4:30:19 PM EDT

610
GUI

Fig. 6

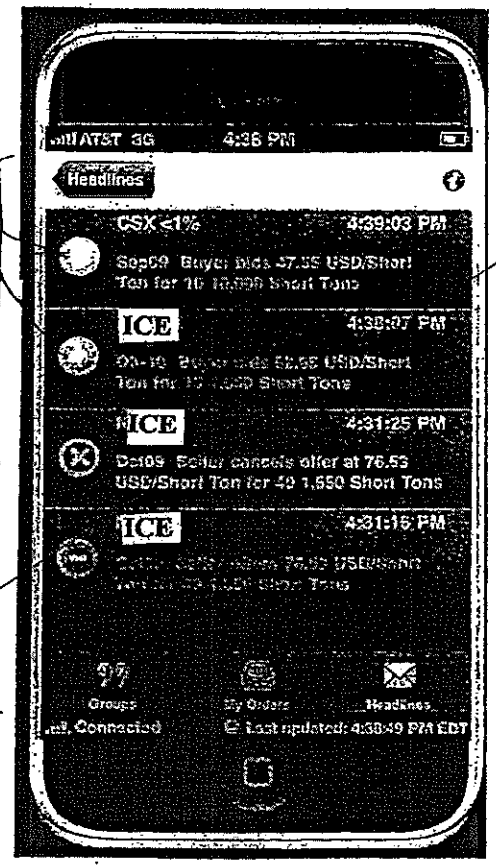
AT&T 3G
4:36 PM
Headlines
CSX <1%
4:39:03 PM
ICE
4:38:07 PM
ICE
4:31:25 PM
Dec09 Seller cancels offer at 76.53
USD/Short Ton for 40 1,650 Short Tons
ICE
4:31:16 PM
Groups
My Orders
Headlines
Connected
Last updated: 4:38:49 PM EDT

Fig. 7

240

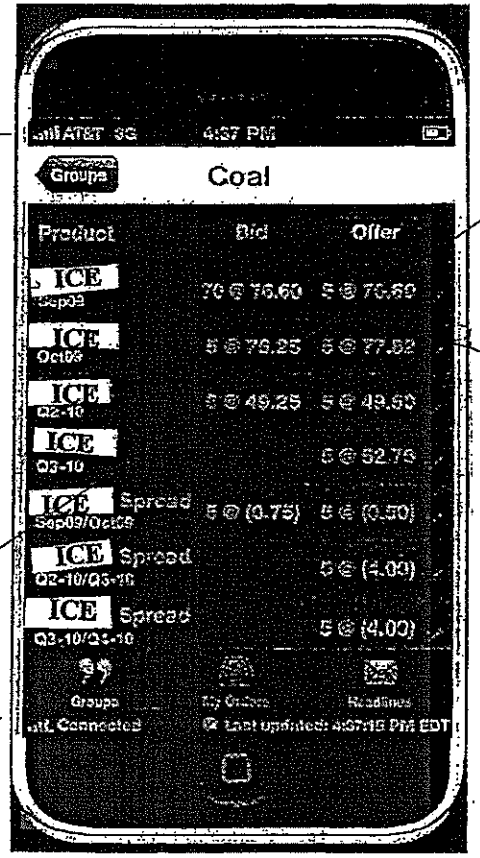

810
811

Fig 8A

240

820
GUI

821

821

830

Fig 8B

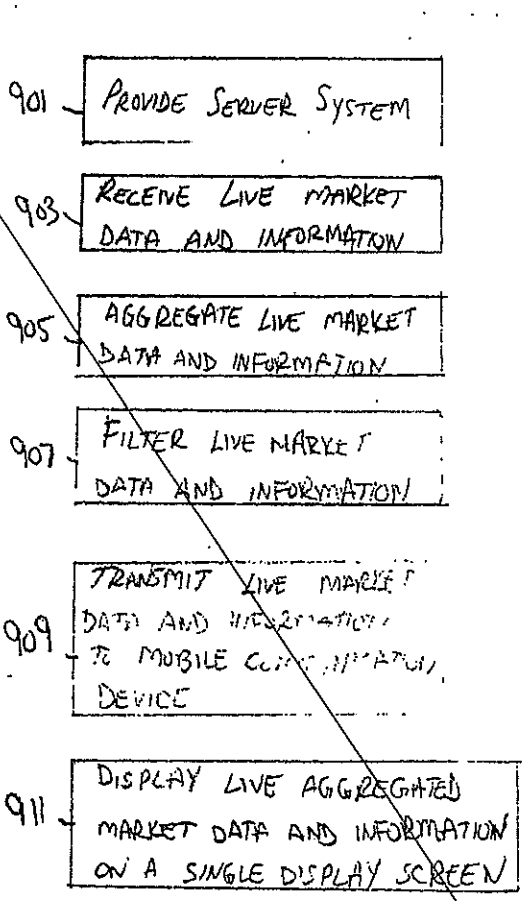
900
901
PROVIDE SERVER SYSTEM
903
RECEIVE LIVE MARKET DATA AND INFORMATION
905
AGGREGATE LIVE MARKET DATA AND INFORMATION
907
FILTER LIVE MARKET DATA AND INFORMATION
909
TRANSMIT LIVE MARKET
DEVICE
911
DISPLAY LIVE AGGREGATED MARKET DATA AND INFORMATION ON A SINGLE DISPLAY SCREEN

Fig. 9

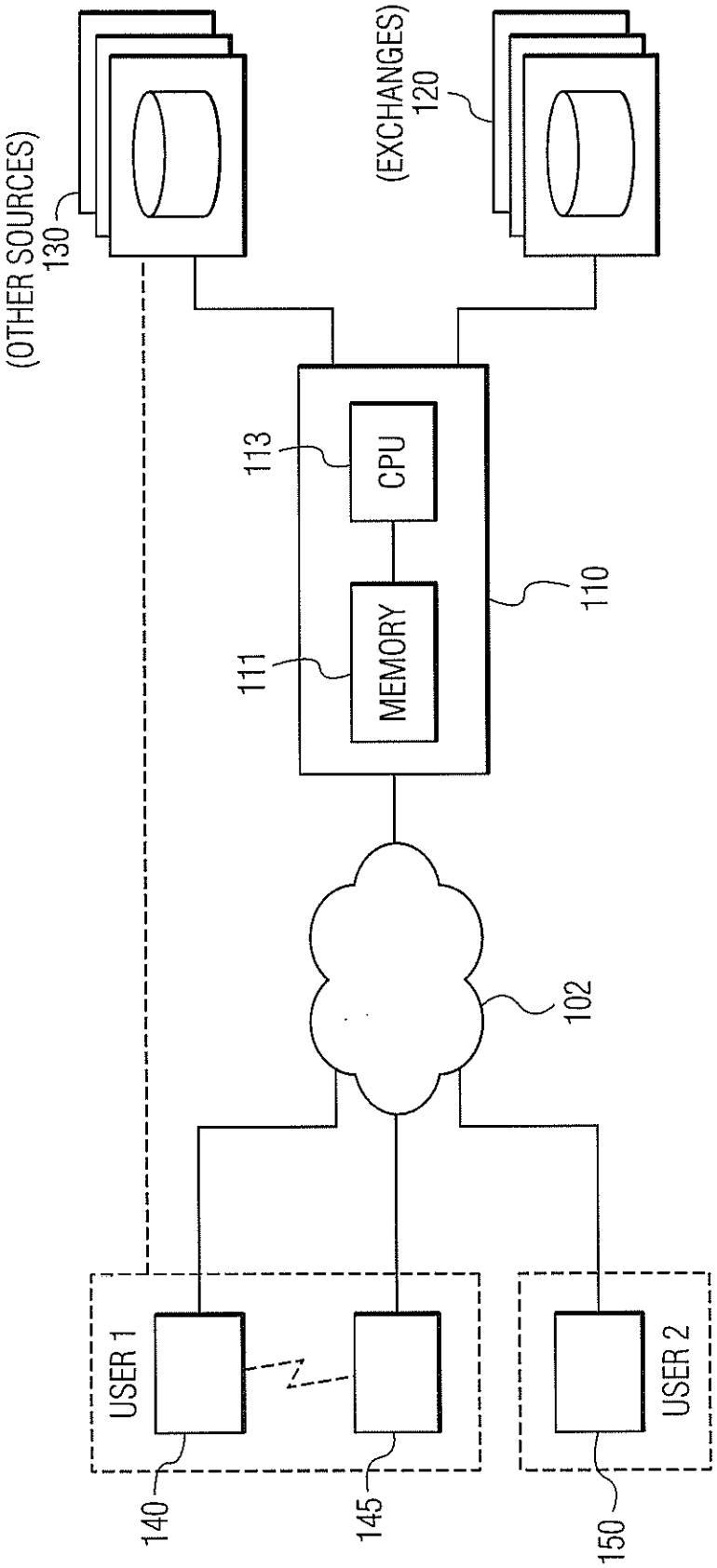
(OTHER SOURCES)
130
(EXCHANGES)
120
113
CPU
111
MEMORY
110
102
USER 1
USER 2
140
145
150

FIG. 1

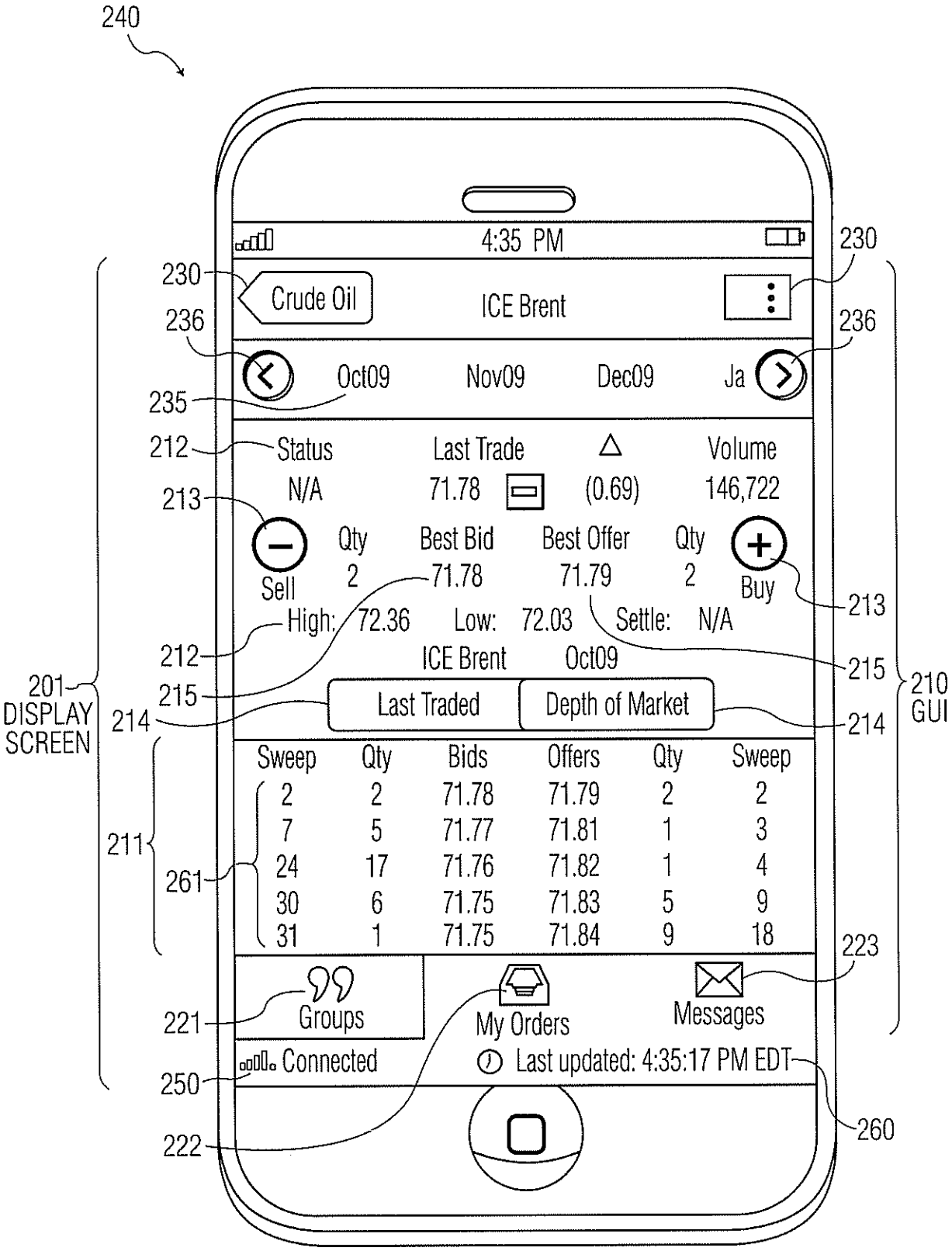
240
4:35 PM
230
Crude Oil
ICE Brent
236
Oct09
Nov09
Dec09
Ja
235
212
Status
Last Trade
Volume
N/A
71.78
(0.69)
146,722
213
Qty
Best Bid
Best Offer
Qty
Sell
2
71.78
71.79
2
Buy
High: 72.36
Low: 72.03
Settle: N/A
ICE Brent
Oct09
215
214
Last Traded
Depth of Market
201
DISPLAY
SCREEN
210
GUI
211
261
Sweep
Qty
Bids
Offers
Qty
Sweep
2
2
71.78
71.79
2
2
7
5
71.77
71.81
1
3
24
17
71.76
71.82
1
4
30
6
71.75
71.83
5
9
31
1
71.75
71.84
9
18
221
Groups
My Orders
223
Messages
250
Connected
Last updated: 4:35:17 PM EDT
260
222

FIG. 2A

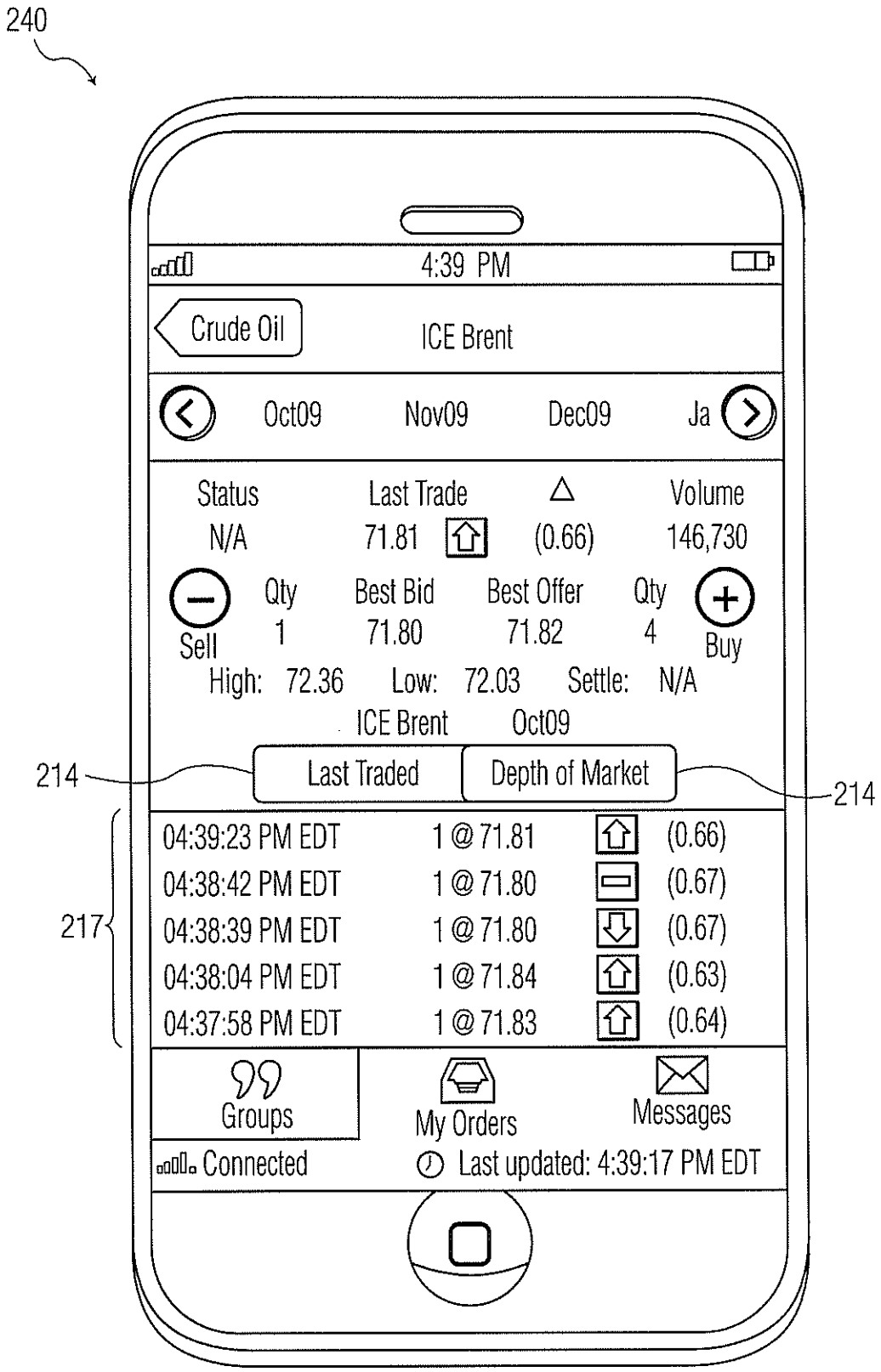
240
4:39 PM
Crude Oil
ICE Brent
Oct09
Nov09
Dec09
Ja
Status
Last Trade
Volume
N/A
71.81
(0.66)
146,730
Qty
Best Bid
Best Offer
Qty
Sell
1
71.80
71.82
4
Buy
High: 72.36
Low: 72.03
Settle: N/A
ICE Brent
Oct09
214
Last Traded
Depth of Market
214
217
04:39:23 PM EDT
1 @ 71.81
(0.66)
04:38:42 PM EDT
1 @ 71.80
(0.67)
04:38:39 PM EDT
1 @ 71.80
(0.67)
04:38:04 PM EDT
1 @ 71.84
(0.63)
04:37:58 PM EDT
1 @ 71.83
(0.64)
Groups
My Orders
Messages
Connected
Last updated: 4:39:17 PM EDT

FIG. 2B

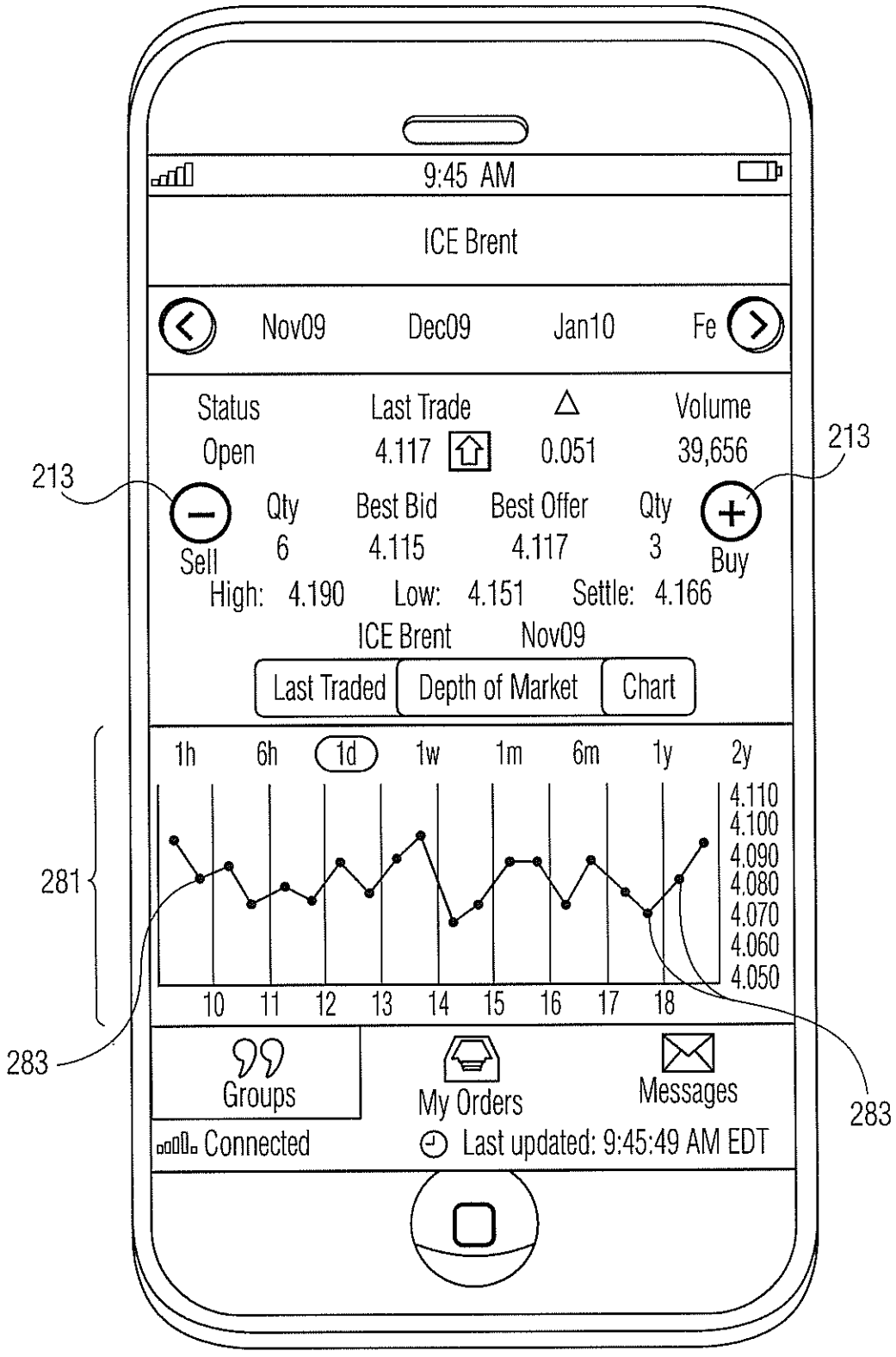
9:45 AM
ICE Brent
Nov09
Dec09
Jan10
Fe
Status
Last Trade
Volume
Open
4.117
0.051
39,656
213
213
Qty
Best Bid
Best Offer
Qty
Sell
6
4.115
4.117
3
Buy
High: 4.190
Low: 4.151
Settle: 4.166
ICE Brent
Nov09
Last Traded
Depth of Market
Chart
1h
6h
1d
1w
1m
6m
1y
2y
4.110
4.100
4.090
4.080
4.070
4.060
4.050
10
11
12
13
14
15
16
17
18
281
283
283
Groups
My Orders
Messages
Connected
Last updated: 9:45:49 AM EDT

FIG. 2C

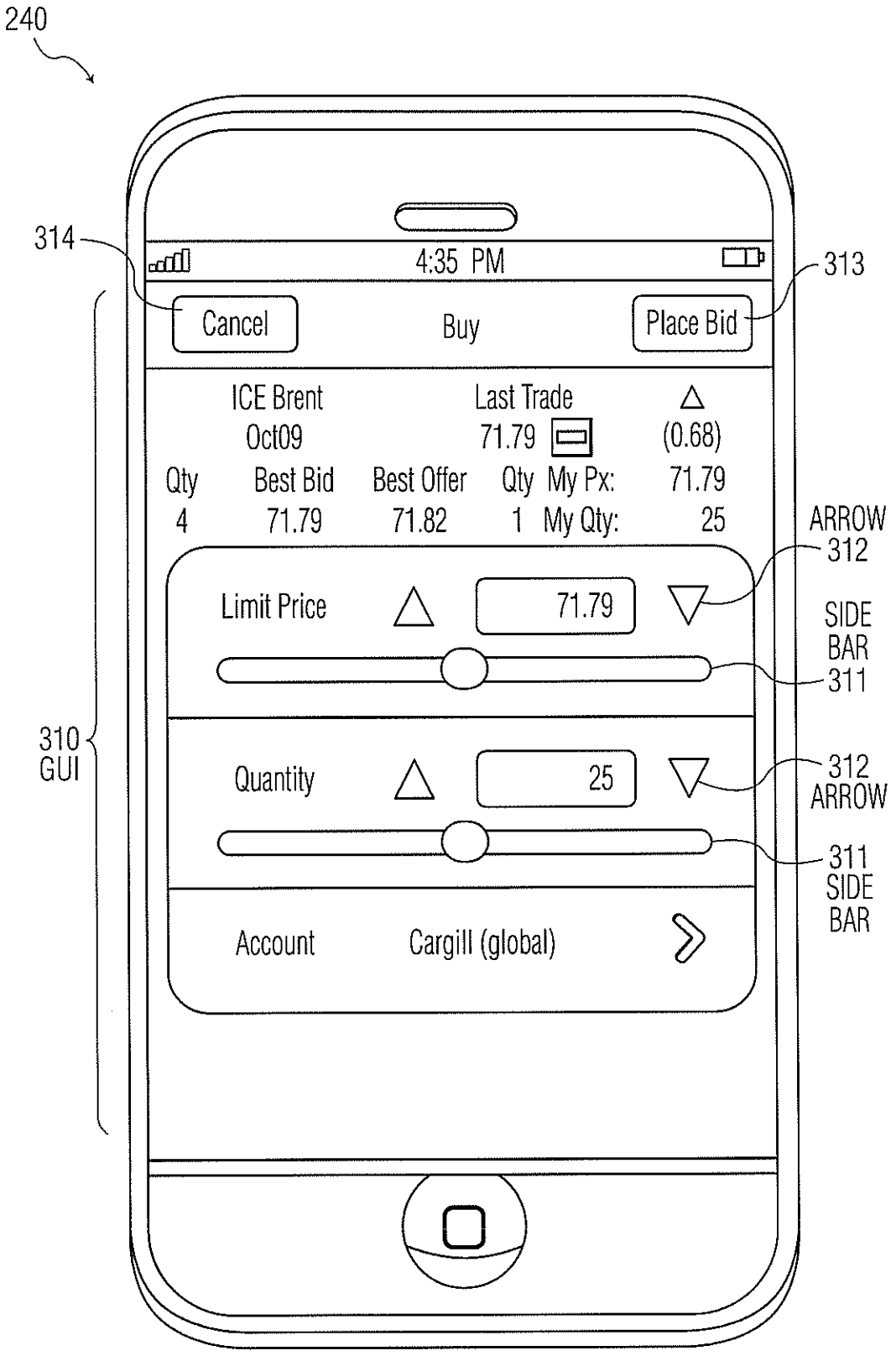
240
314
4:35 PM
313
Cancel
Buy
Place Bid
ICE Brent
Oct09
Last Trade
71.79
(0.68)
Qty
Best Bid
Best Offer
Qty
My Px:
71.79
4
71.79
71.82
1
My Qty:
25
ARROW
312
Limit Price
71.79
SIDE
BAR
311
310
GUI
Quantity
25
312
ARROW
311
SIDE
BAR
Account
Cargill (global)

FIG. 3

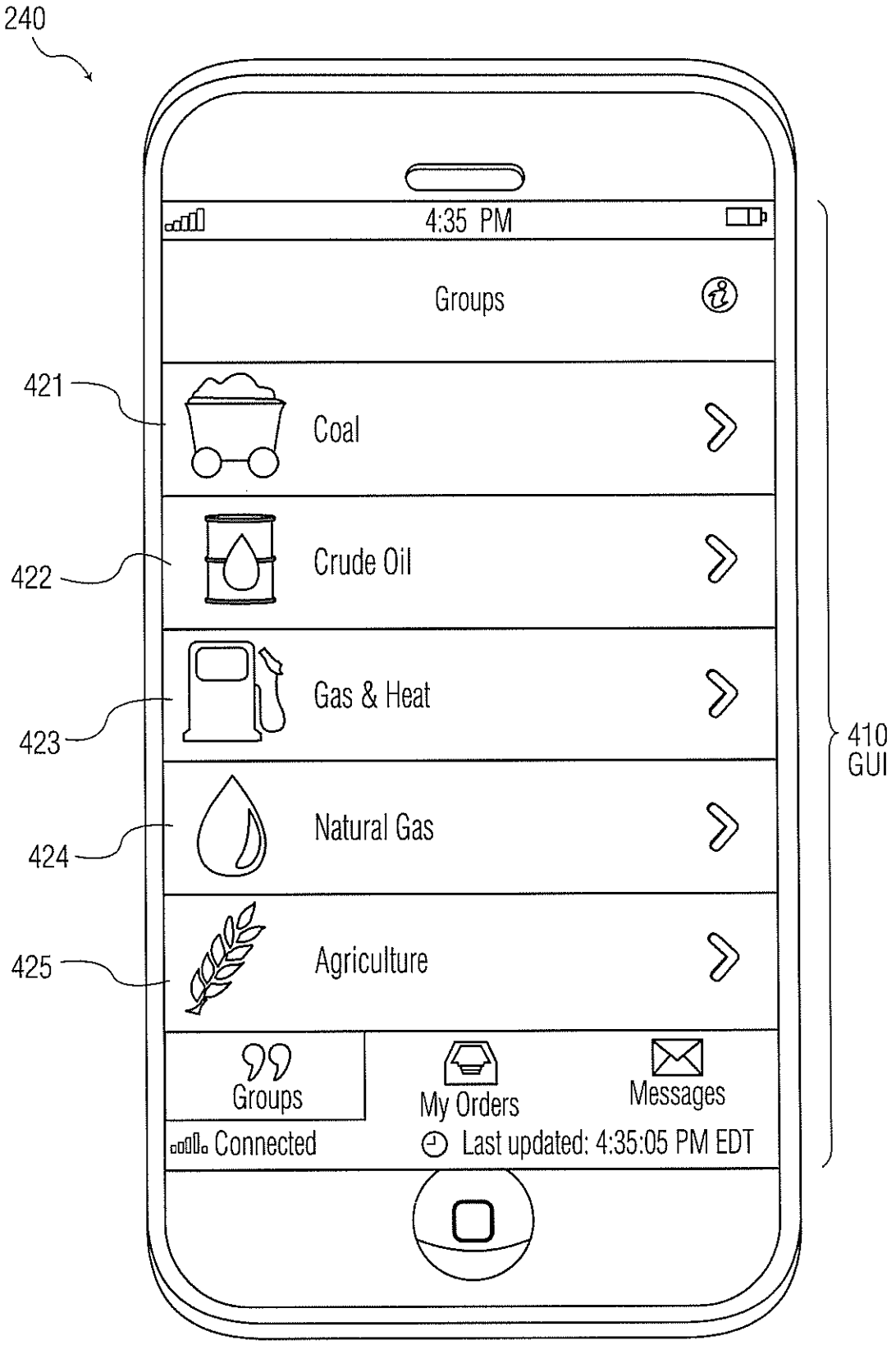
240
4:35 PM
Groups
421
Coal
422
Crude Oil
423
Gas & Heat
424
Natural Gas
425
Agriculture
Groups
My Orders
Messages
Connected
Last updated: 4:35:05 PM EDT
410
GUI

FIG. 4

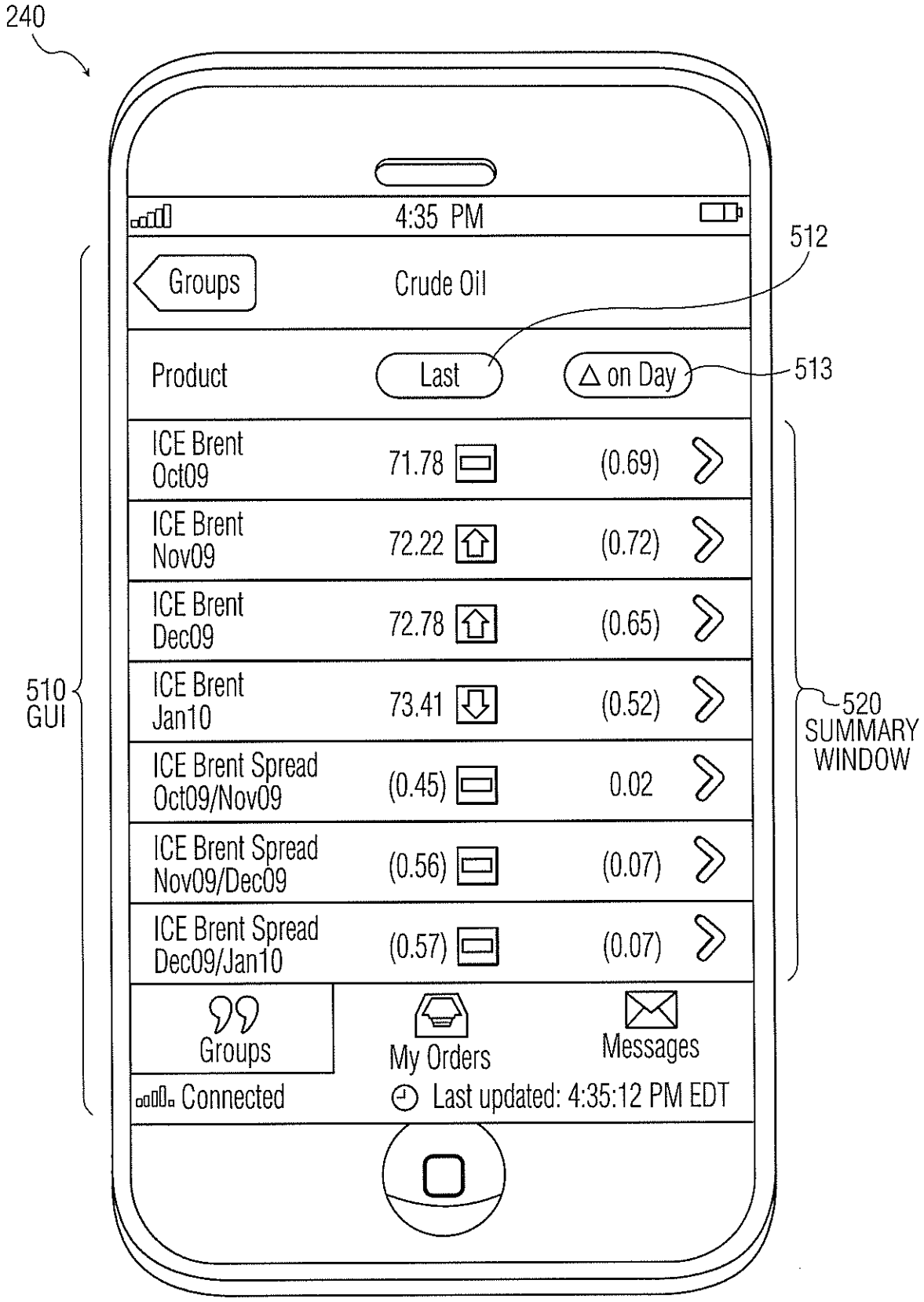
240
4:35 PM
Groups
Crude Oil
512
Product
Last
△ on Day
513
ICE Brent Oct09
71.78
(0.69)
ICE Brent Nov09
72.22
(0.72)
ICE Brent Dec09
72.78
(0.65)
ICE Brent Jan10
73.41
(0.52)
ICE Brent Spread Oct09/Nov09
(0.45)
0.02
ICE Brent Spread Nov09/Dec09
(0.56)
(0.07)
ICE Brent Spread Dec09/Jan10
(0.57)
(0.07)
Groups
My Orders
Messages
Connected
Last updated: 4:35:12 PM EDT
510 GUI
520 SUMMARY WINDOW

FIG. 5

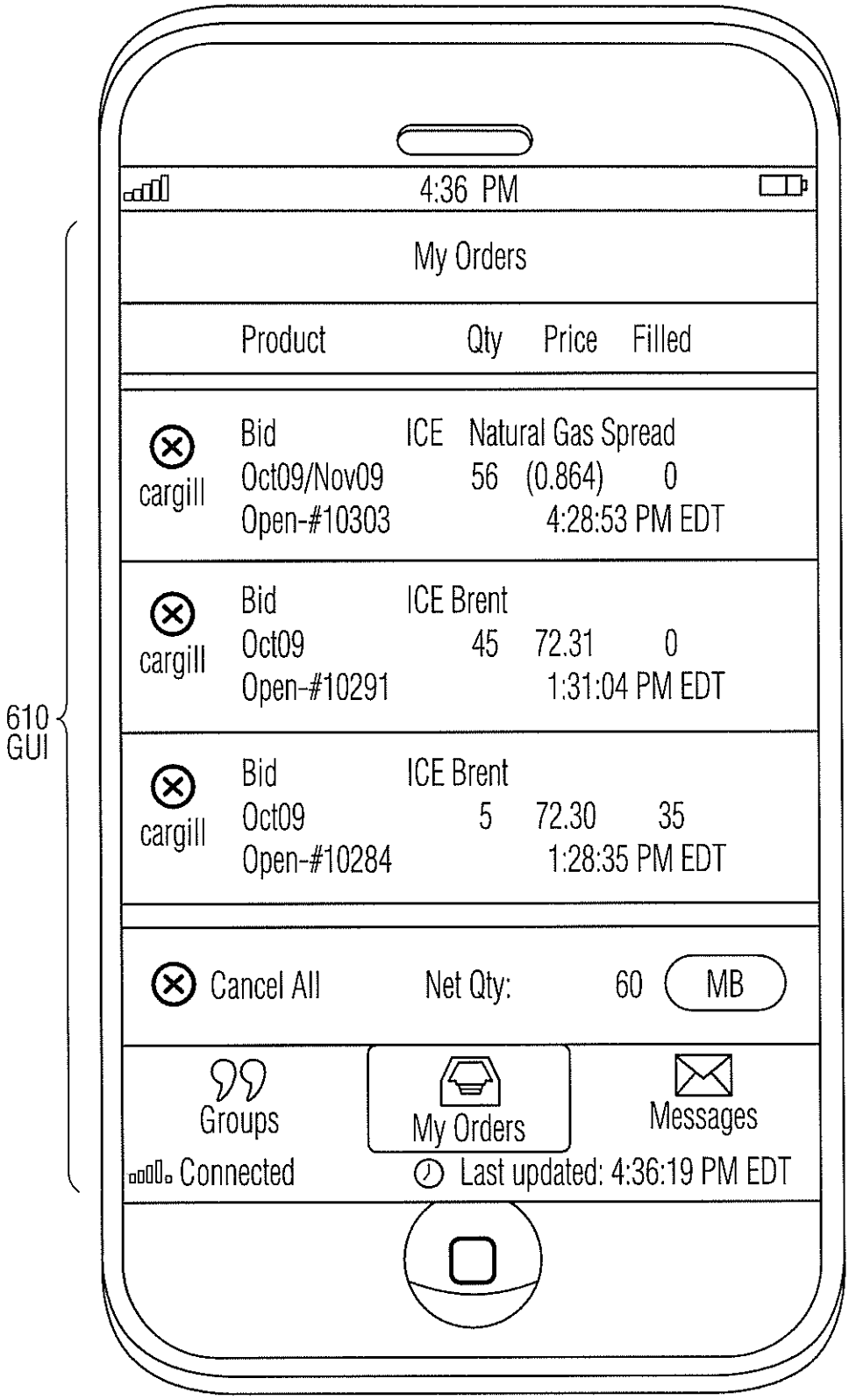
4:36 PM
My Orders
Product Qty Price Filled
cargill
Bid ICE Natural Gas Spread
Oct09/Nov09 56 (0.864) 0
Open-#10303 4:28:53 PM EDT
cargill
Bid ICE Brent
Oct09 45 72.31 0
Open-#10291 1:31:04 PM EDT
cargill
Bid ICE Brent
Oct09 5 72.30 35
Open-#10284 1:28:35 PM EDT
Cancel All
Net Qty: 60
MB
Groups
My Orders
Messages
Connected
Last updated: 4:36:19 PM EDT
610
GUI

FIG. 6

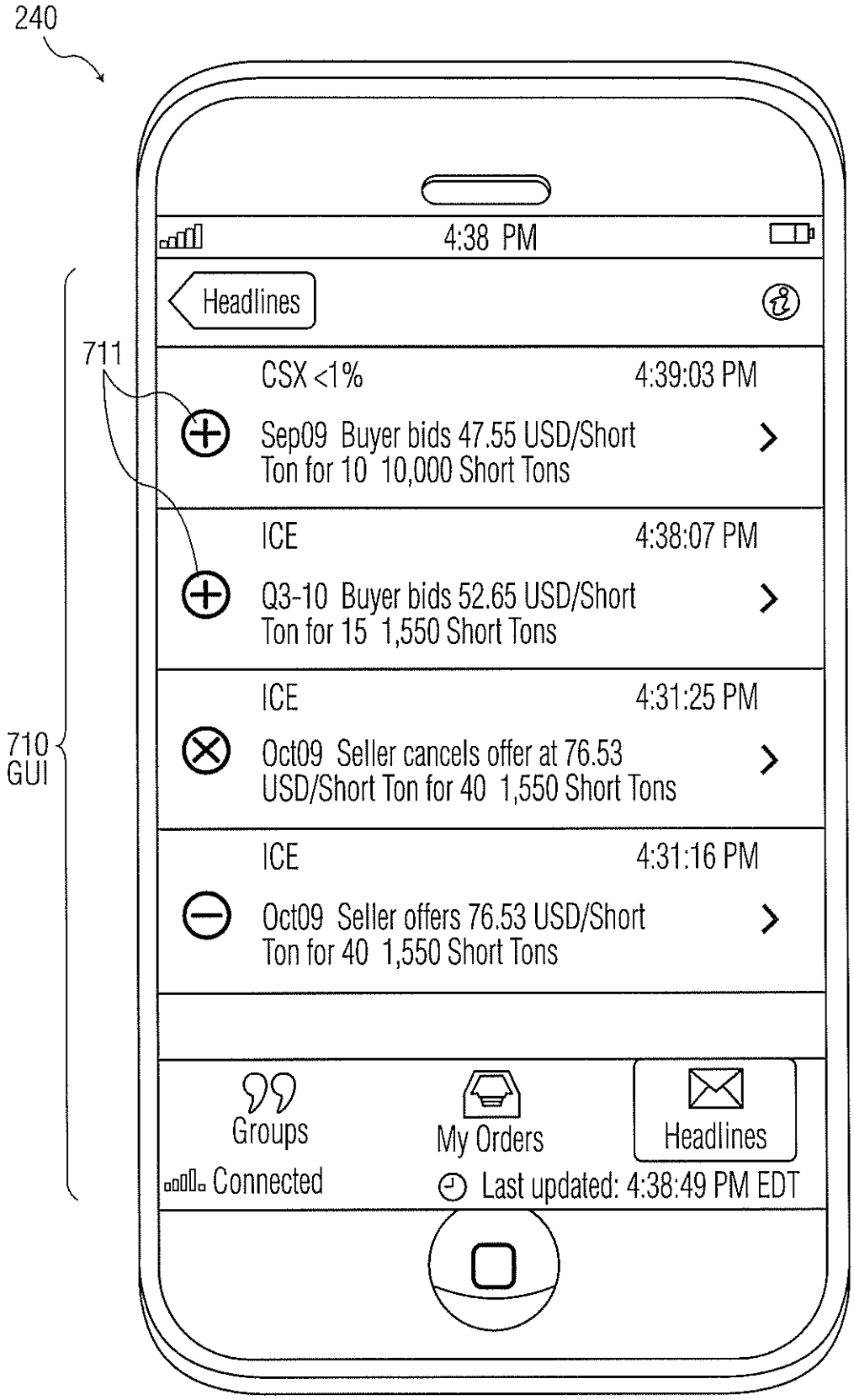
240
711
710
GUI
4:38 PM
Headlines
CSX <1%
4:39:03 PM
Sep09 Buyer bids 47.55 USD/Short Ton for 10 10,000 Short Tons
ICE
4:38:07 PM
Q3-10 Buyer bids 52.65 USD/Short Ton for 15 1,550 Short Tons
ICE
4:31:25 PM
Oct09 Seller cancels offer at 76.53 USD/Short Ton for 40 1,550 Short Tons
ICE
4:31:16 PM
Oct09 Seller offers 76.53 USD/Short Ton for 40 1,550 Short Tons
Groups
My Orders
Headlines
Connected
Last updated: 4:38:49 PM EDT

FIG. 7

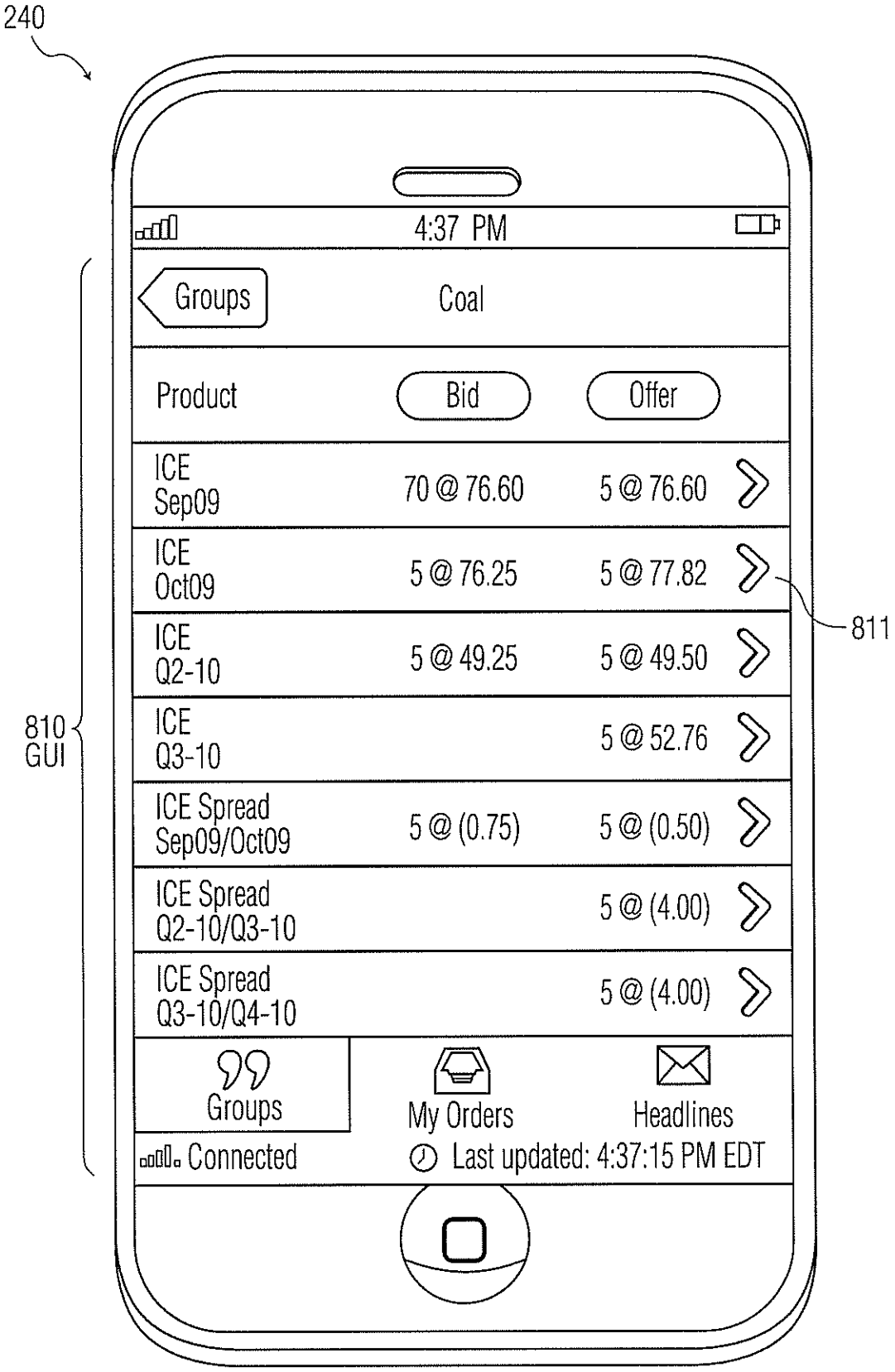
240
4:37 PM
Groups
Coal
Product
Bid
Offer
ICE Sep09
70 @ 76.60
5 @ 76.60
ICE Oct09
5 @ 76.25
5 @ 77.82
ICE Q2-10
5 @ 49.25
5 @ 49.50
ICE Q3-10
5 @ 52.76
ICE Spread Sep09/Oct09
5 @ (0.75)
5 @ (0.50)
ICE Spread Q2-10/Q3-10
5 @ (4.00)
ICE Spread Q3-10/Q4-10
5 @ (4.00)
Groups
My Orders
Headlines
Connected
Last updated: 4:37:15 PM EDT
810 GUI
811

FIG. 8A

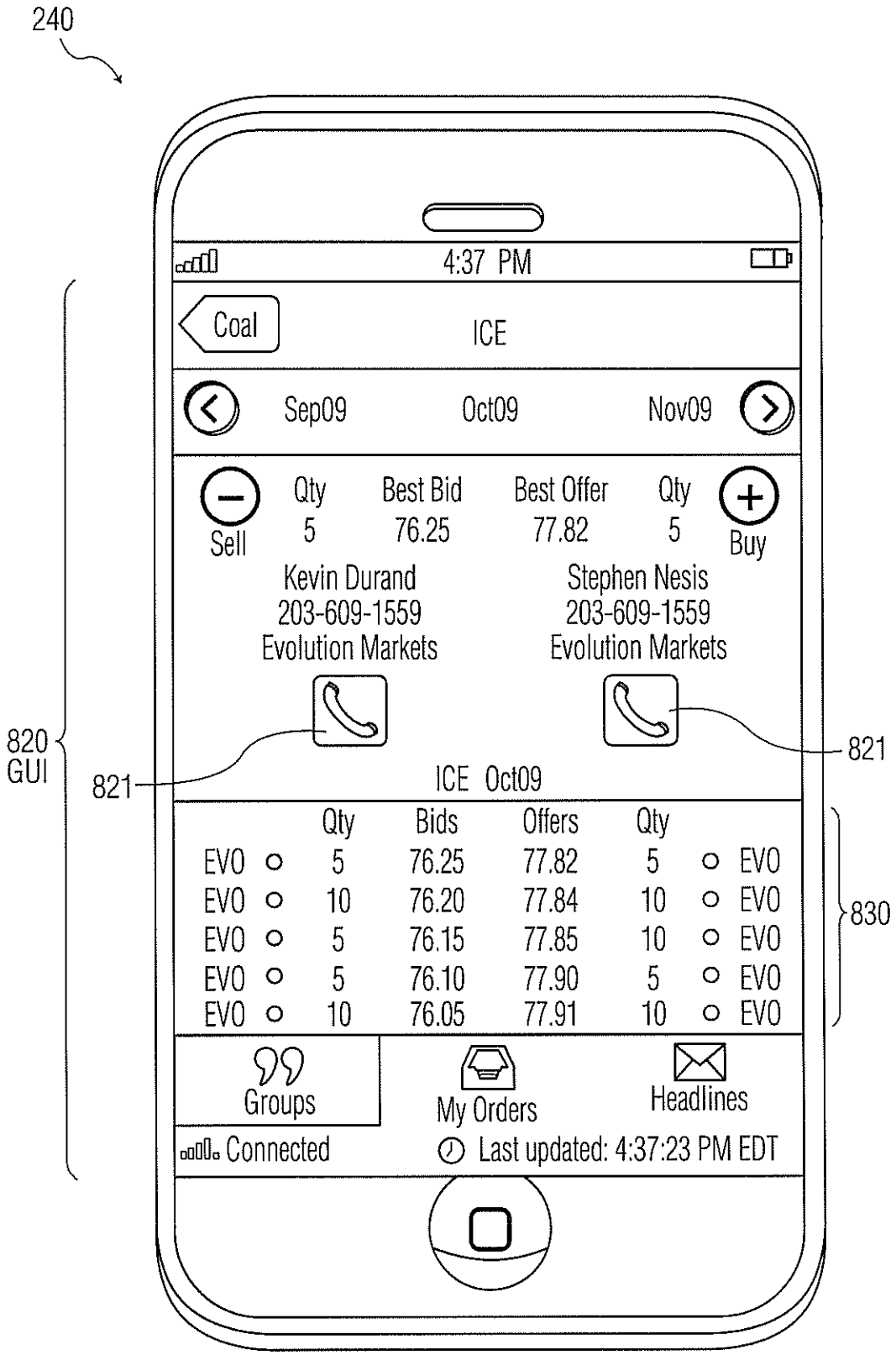
240
4:37 PM
Coal
ICE
Sep09
Oct09
Nov09
Qty
Best Bid
Best Offer
Qty
Sell
5
76.25
77.82
5
Buy
Kevin Durand
203-609-1559
Evolution Markets
Stephen Nesis
203-609-1559
Evolution Markets
820
GUI
821
821
ICE Oct09
Qty
Bids
Offers
Qty
EVO 5 76.25 77.82 5 EVO
EVO 10 76.20 77.84 10 EVO
EVO 5 76.15 77.85 10 EVO
EVO 5 76.10 77.90 5 EVO
EVO 10 76.05 77.91 10 EVO
830
Groups
My Orders
Headlines
Connected
Last updated: 4:37:23 PM EDT

FIG. 8B

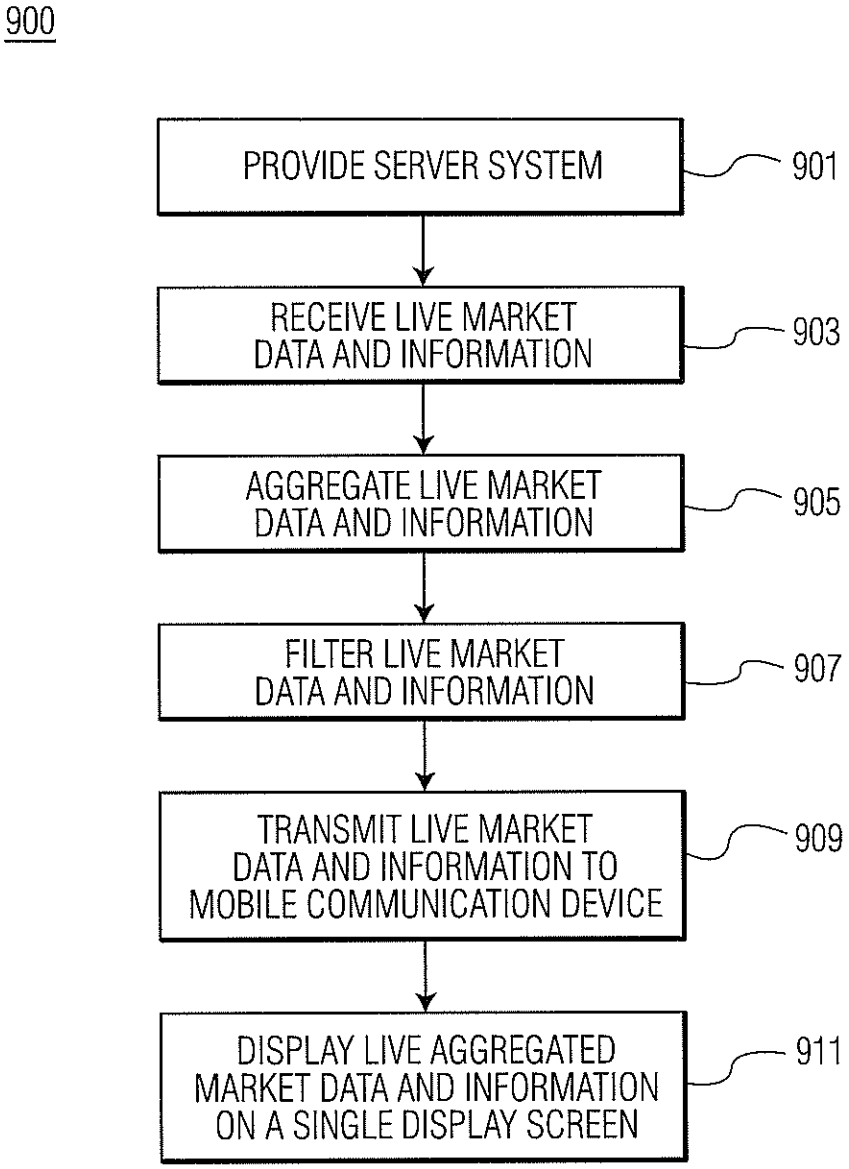
900
PROVIDE SERVER SYSTEM
901
RECEIVE LIVE MARKET DATA AND INFORMATION
903
AGGREGATE LIVE MARKET DATA AND INFORMATION
905
FILTER LIVE MARKET DATA AND INFORMATION
907
TRANSMIT LIVE MARKET DATA AND INFORMATION TO MOBILE COMMUNICATION DEVICE
909
DISPLAY LIVE AGGREGATED MARKET DATA AND INFORMATION ON A SINGLE DISPLAY SCREEN
911

FIG. 9