What is claimed:

1. Use of near-infrared (NIR) absorbing heptamethine dye in the preparation of a near-infrared-(NIR) photoactive direct treatment composition for use with near-infrared light in the presence of oxygen in the treatment of an ocular tissue in a patient having a deformation condition of the ocular tissue;

wherein the ocular tissue is a structural tissue that establishes and/or maintains the shape of an eye of the patient; and

wherein the near-infrared (NIR) absorbing heptamethine dye generates singlet oxygen when irradiated with near-infrared light in the presence of oxygen;

wherein the near-infrared (NIR) absorbing heptamethine dye comprises a structure of:

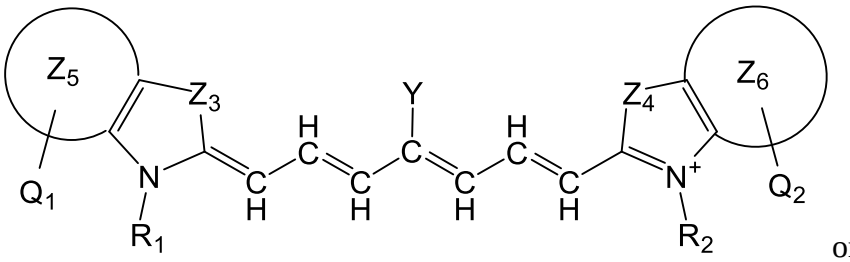

or

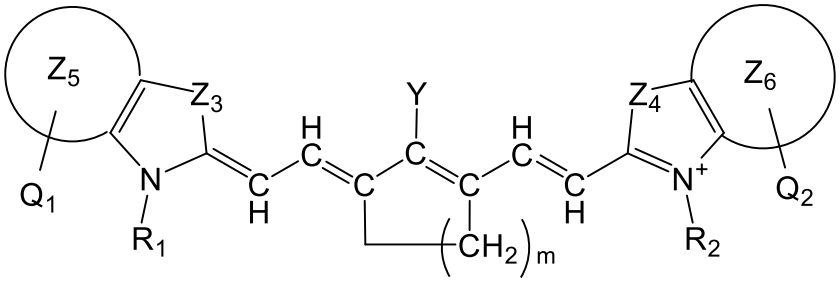

,

or a rotational or conformational isomer or a salt thereof;

wherein

R_1 and R_2 is independently C_{1-12} alkyl, -$[CH_2$-CH_2-O-$]_{1-6}R^{10}$, -(C_{0-12}alkyl)amino acid residue, or a 5- or 6-member ringed aryl or heteroaryl, each of which may be optionally substituted with one or more -(C_{0-12}alkyl)(SO_3)-R^{10} or a salt thereof, -(C_{0-12}alkyl)(SO_4)-R^{10} or a salt thereof, -(C_{0-12}alkyl)(PO_4) -$(R^{10})_2$ or a salt thereof, -(C_{0-12}alkyl)OR^{10}, -(C_{0-12}alkyl)$NHSO_3R^{10}$ or a salt thereof, -(C_{0-12}alkyl)$COOR^{10}$ or a salt thereof, -(C_{0-12}alkyl)$CON(R^{10})_2$, -(C_{0-12}alkyl)$N(R^{10})_2$ or a salt thereof or -(C_{0-12}alkyl)borate or borate ester;

R^{10} is independently H or C_{1-6} alkyl;

Y is H, or an optionally substituted amine, optionally substituted alkyl, optionally substituted alkoxy, optionally substituted aryl, optionally substituted heteroaryl, optionally substituted aryloxy, optionally substituted heteroaryloxy, halogen, or optionally substituted cationic heteroaryl moiety;

each of Z_3 and Z_4 is independently $-CR^{11}R^{12}$, $-NR^{11}$, -O-, -S- or -Se- (each of Z_3 and Z_4 is independently preferably $--CR^{11}R^{12}$, $-NR^{11}$, -O- or -S-, each of Z_3 and Z_4 is independently more preferably is $-CR^{11}R^{12}$, -O- or -S, each of Z_3 and Z_4 is independently further preferably is $--CR^{11}R^{12}$ or -O-, and each of Z_3 and Z_4 is independently most preferably $-CR^{11}R^{12}$);

each of Z_5 and Z_6 is independently preferably phenyl, naphthyl, pyridinyl, quinolinyl, quinoxalinyl, N-alkyl-benzoindolenine, dibenzofuranyl, or dibenzothiophenyl,

each of R^{11} and R^{12} is independently a C_{1-6} alkyl, preferably methyl;

m = 1, 2, or 3; and

Q_1 and Q_2 are independently, preferably H, -COOH or a salt thereof, or $-SO_3H$ or a salt thereof; and

wherein the treatment comprises irradiating the near-infrared (NIR) photoactive direct treatment composition that is in contact with or has permeated the ocular tissue with the near-infrared light in the presence of oxygen, the irradiating resulting in a change in a mechanical and/or chemical property of the ocular tissue that strengthens the ocular tissue, stabilizes the shape of the ocular tissue shape, and/or changes the shape of the ocular tissue.

2. The use of claim 1, wherein the mechanical and/or chemical property is tensile strength, compression strength, flexural strength, modulus, elongation, or toughness of the ocular tissue.

3. The use of claim 1, wherein the ocular tissue includes at least a portion of a cornea, a sclera, or a lamina cribrosa.

4. The use of claim 1, wherein the deformation condition of the ocular tissue comprises one or more of degenerative myopia, regular myopia, scleral staphyloma, keratoconus, or glaucoma.

5. The use of claim 1, wherein the near-infrared (NIR) photoactive direct treatment composition is to be administered to the ocular tissue of the patient, either topically or by injection.

6. The use of claim 1, wherein the near-infrared (NIR) absorbing heptamethine dye comprises a structure of:

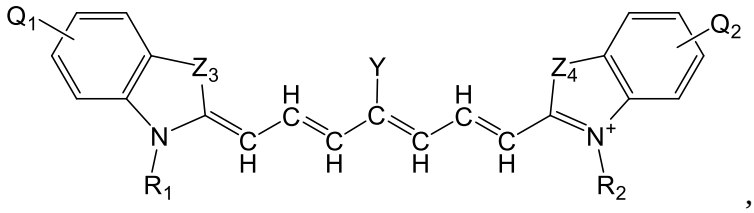

,

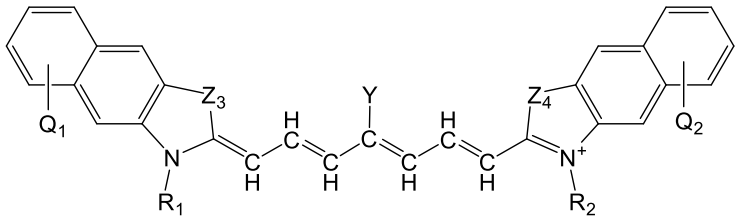

,

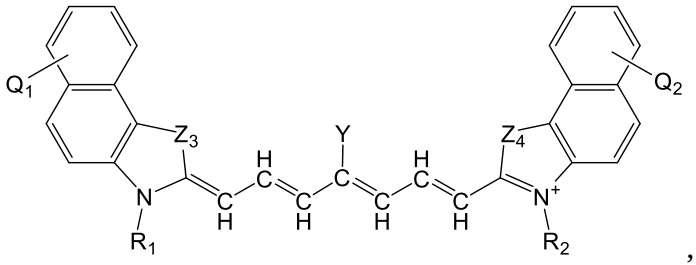

,

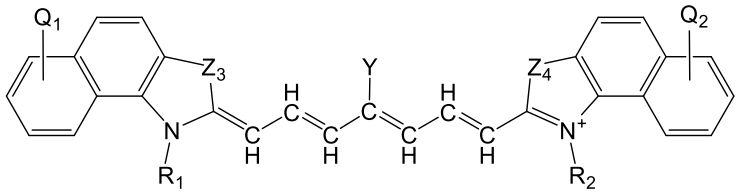

,

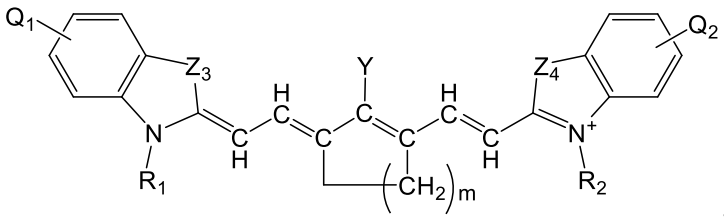

, or

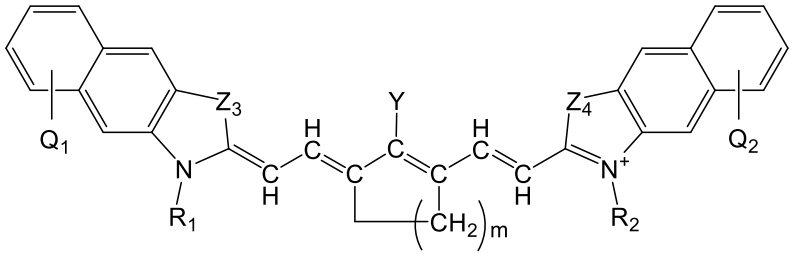

,

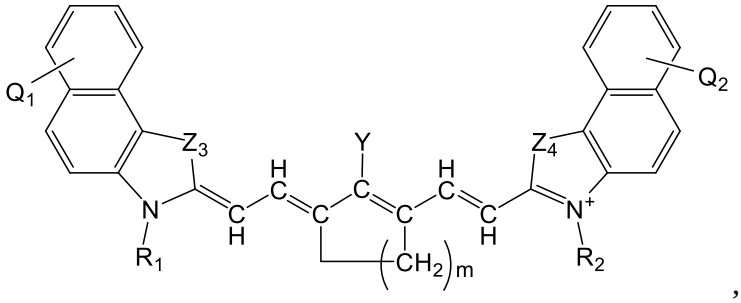

,

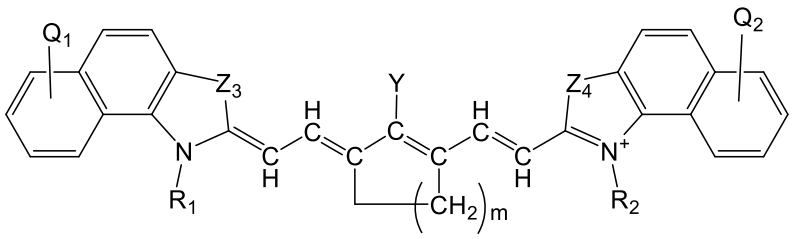

,

or a rotational or conformational isomer or a salt thereof;

wherein each of Z_3 and Z_4 is independently -$CR^{11}R^{12}$, -NR^{11}, -O-, -S- or -Se- (each of Z_3 and Z_4 is independently preferably --$CR^{11}R^{12}$, -NR^{11}, -O- or -S-, each of Z_3 and Z_4 is independently more preferably is -$CR^{11}R^{12}$, -O- or -S, each of Z_3 and Z_4 is independently further preferably is --$CR^{11}R^{12}$ or -O-, and each of Z_3 and Z_4 is independently most preferably -$CR^{11}R^{12}$);

each of R^{11} and R^{12} is independently a $C_{1\text{-}6}$ alkyl, preferably methyl;

m = 1, 2, or 3; and

Q_1 and Q_2 are independently, preferably H, -COOH or a salt thereof, or -SO_3H or a salt thereof.

7. The use of claim 1, wherein the near-infrared (NIR) absorbing heptamethine dye comprises a structure of:

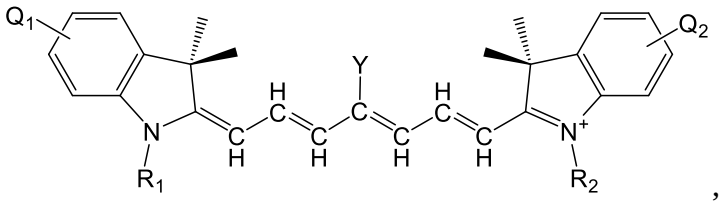
,

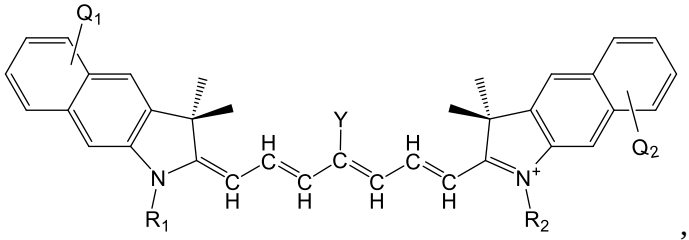
,

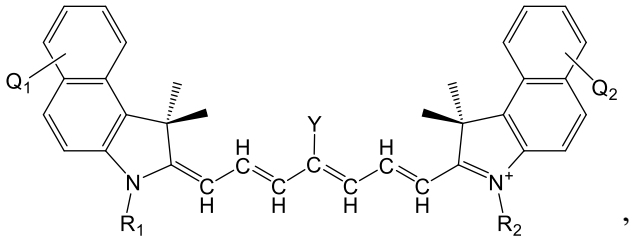
,

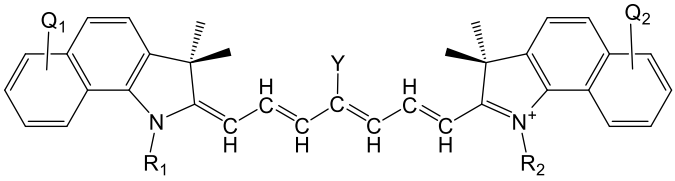
,

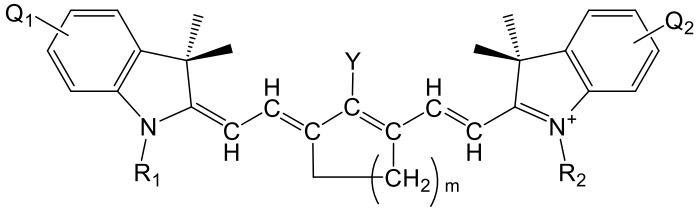
, or

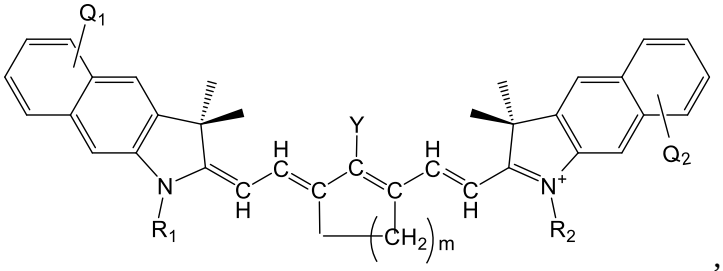
,

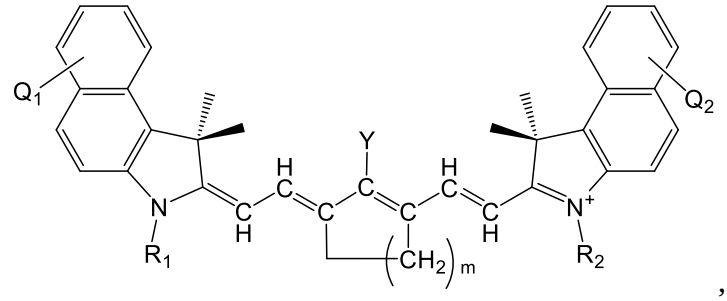

, or

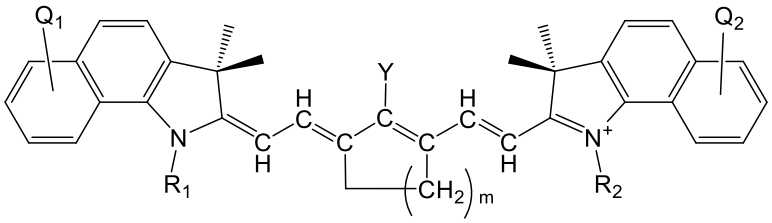

or a rotational or conformational isomer or a salt thereof;

wherein m = 1, 2, or 3; and

R_1 and R_2 are independently -(C_{1-12}alkyl)(SO_3)H or a salt thereof or -(C_{1-12}alkyl)COOH or a salt thereof.

8. The use of claim 1, wherein the near-infrared (NIR) absorbing heptamethine dye comprises a structure of:

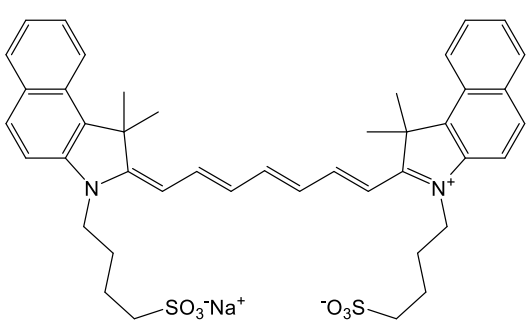

or

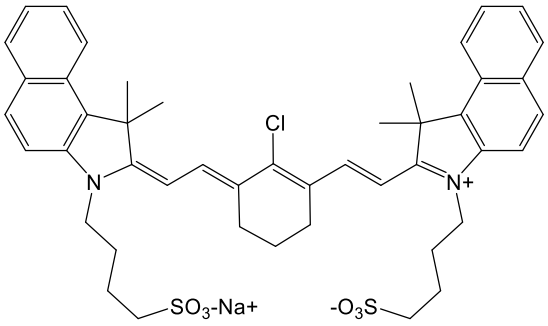

,

or a rotational or conformational isomer or an alternative salt thereof.

9. The use of claim 1, wherein Y is an optionally substituted cationic heteroaryl ring moiety and the heptamethine linkage is orthogonally coupled to the optionally substituted cationic heteroaryl ring moiety, preferably comprising:

(a) an optionally substituted acridinium, benzoxazolium, benzothiazolium, imidazolium, isoxazolium, isoquinolinium, isothiazolium, naphthoimidazolium, naphthothiazolium, naphthoxazolium, oxazolium, pyrazinium, pyrazolium, pyridimium,

pyridinium, quinolinium, tetrazinium, tetrazolium, thiazolium, triazinium, triazolium, benzopyrazinium, benzopyridimium, benzopyridinium, naphthopyrazinium, naphthopyridimium, benzopyridinium, benzotriazinium, naphthotriazinium moiety, pyrylium, chromenylium, xanthylium moiety, thiopyrylium, thiochromenylium, or thioxanthylium moiety; or

(b) an optionally substituted structure of:

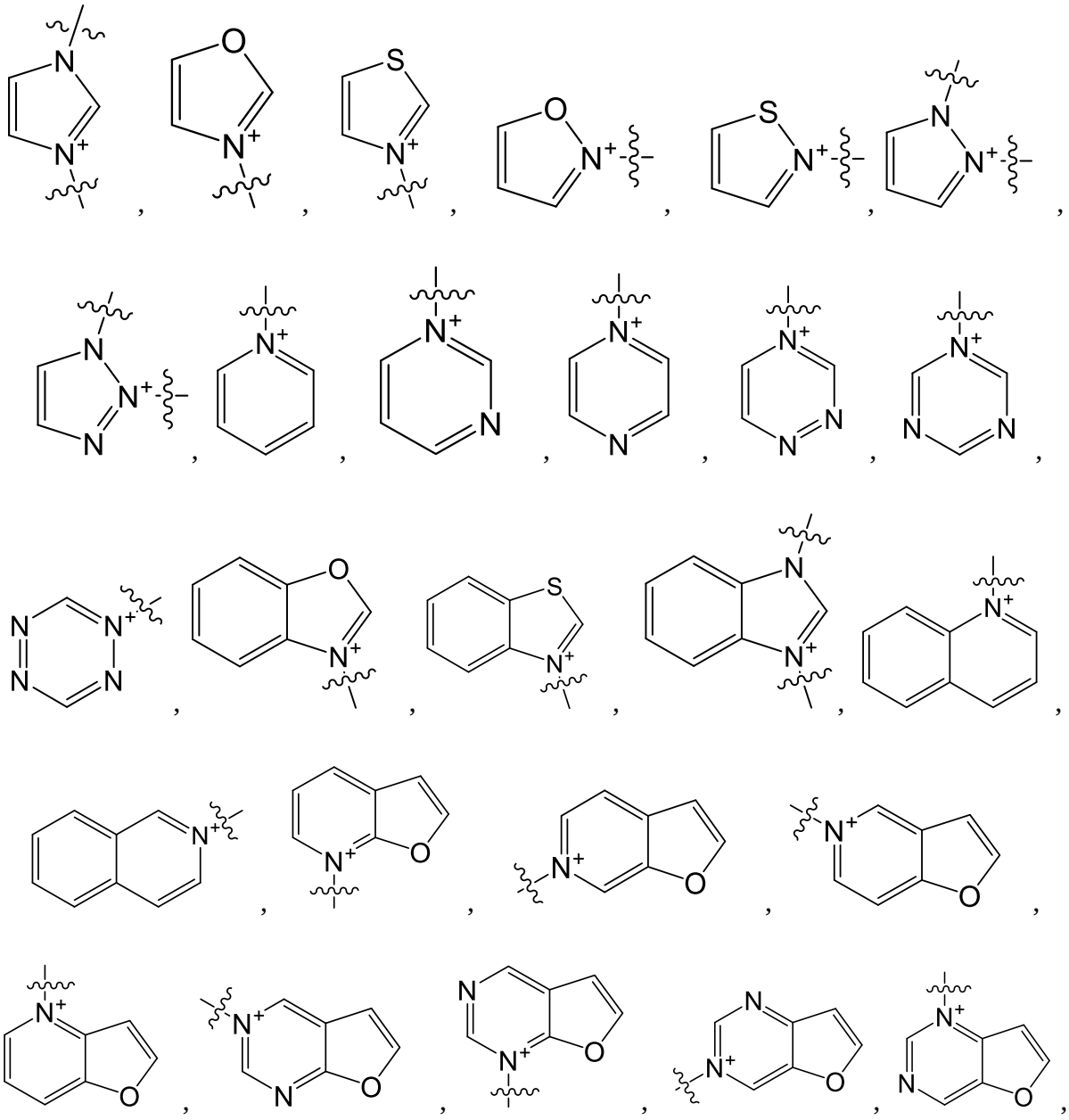

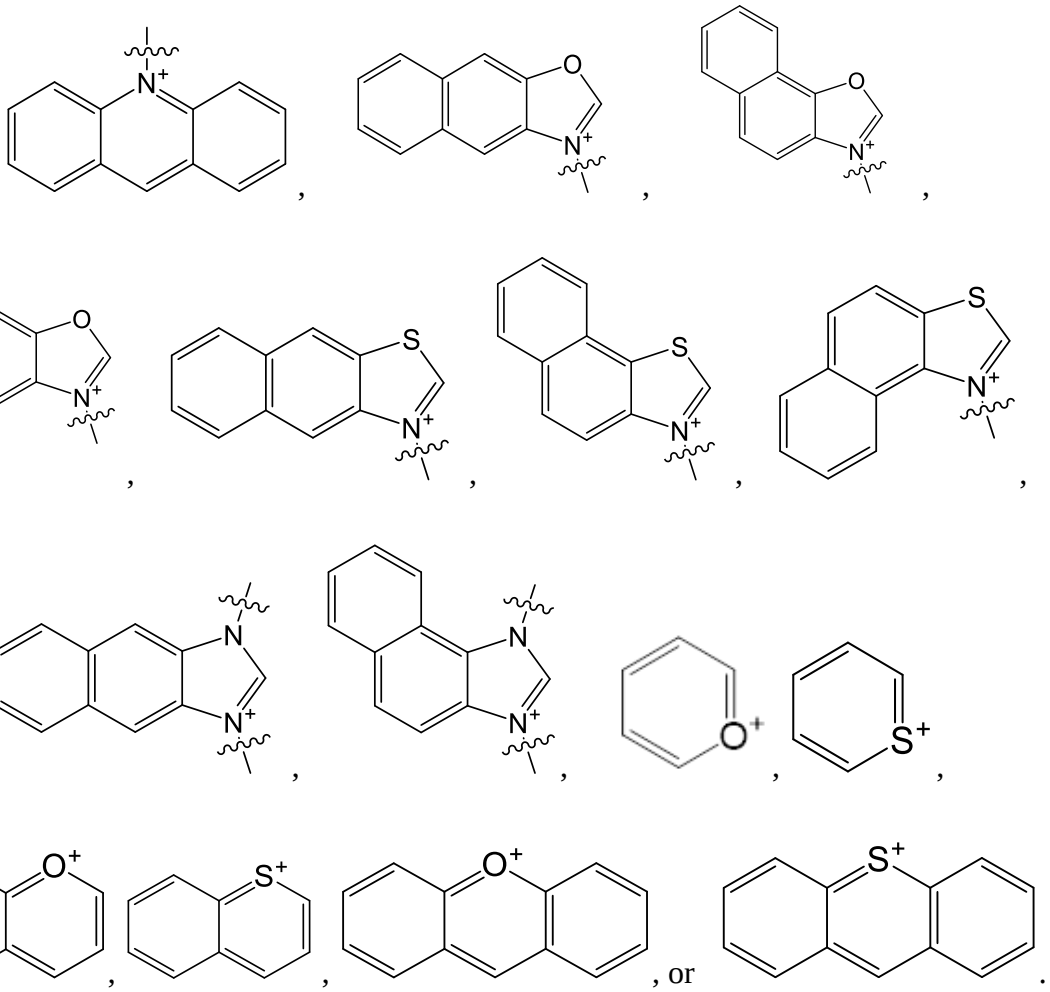

10. The use of claim 1, wherein the near infrared light has a wavelength in a range of from 800 nm to 1400 nm.

11. The use of claim 1, wherein the near-infrared (NIR) photoactive direct treatment composition further comprises a biocompatible solvent that:

(a) is optically transparent in the UV-VIS and near-infrared range of the optical spectrum;

(b) provides an oxygen solubility greater than H_2O under comparable oxygen partial pressures, preferably a fluorinated or perfluorinated solvent;

(c) is or comprises a deuterated solvent, preferably D_2O;

(d) is oxygenated before or during the irradiation, preferably such that the dissolved oxygen is at a level of at least within 50% of the saturation limit of oxygen in the composition; or

(e) a combination of two or more of (a)-(d).

12. The use of claim 1, wherein the near-infrared (NIR) photoactive direct treatment composition further comprises an additive that enhances the solubility of the near-infrared dye, preferably a surfactant or alkali metal salt, preferably independently present at a level of 1 wt% to 50 wt%, relative to the total weight of the direct treatment composition.