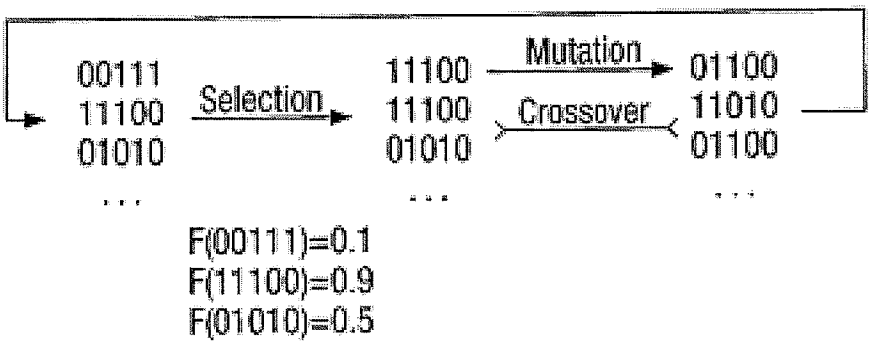

FIG 1

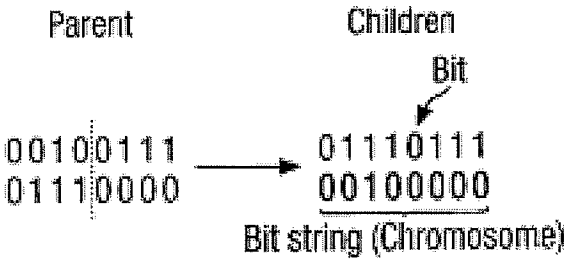

FIG 2

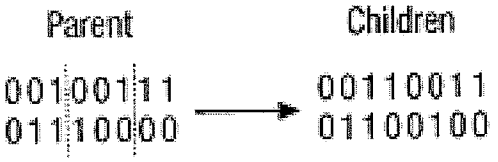

FIG 3

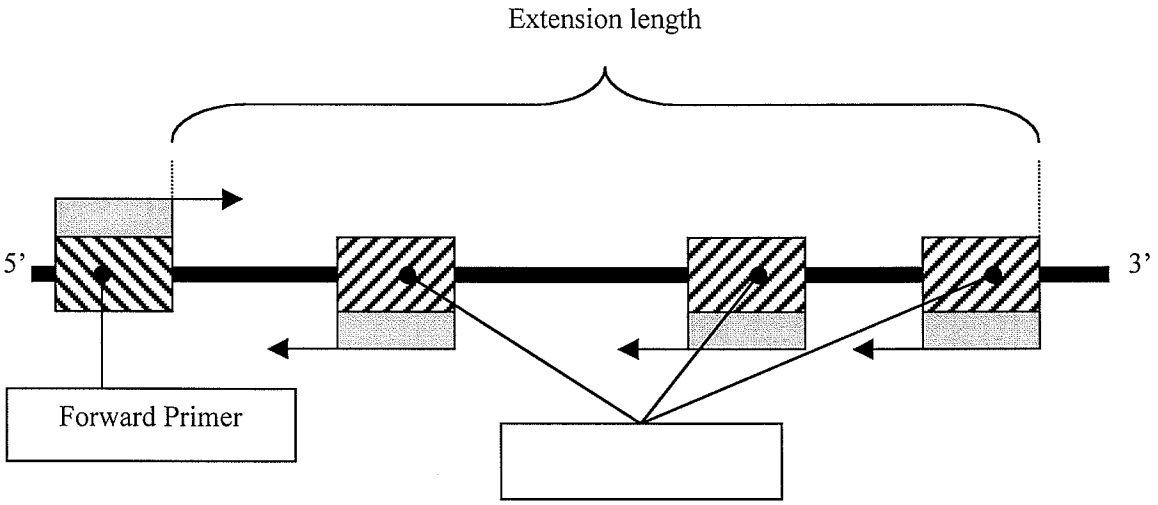

FIG 4

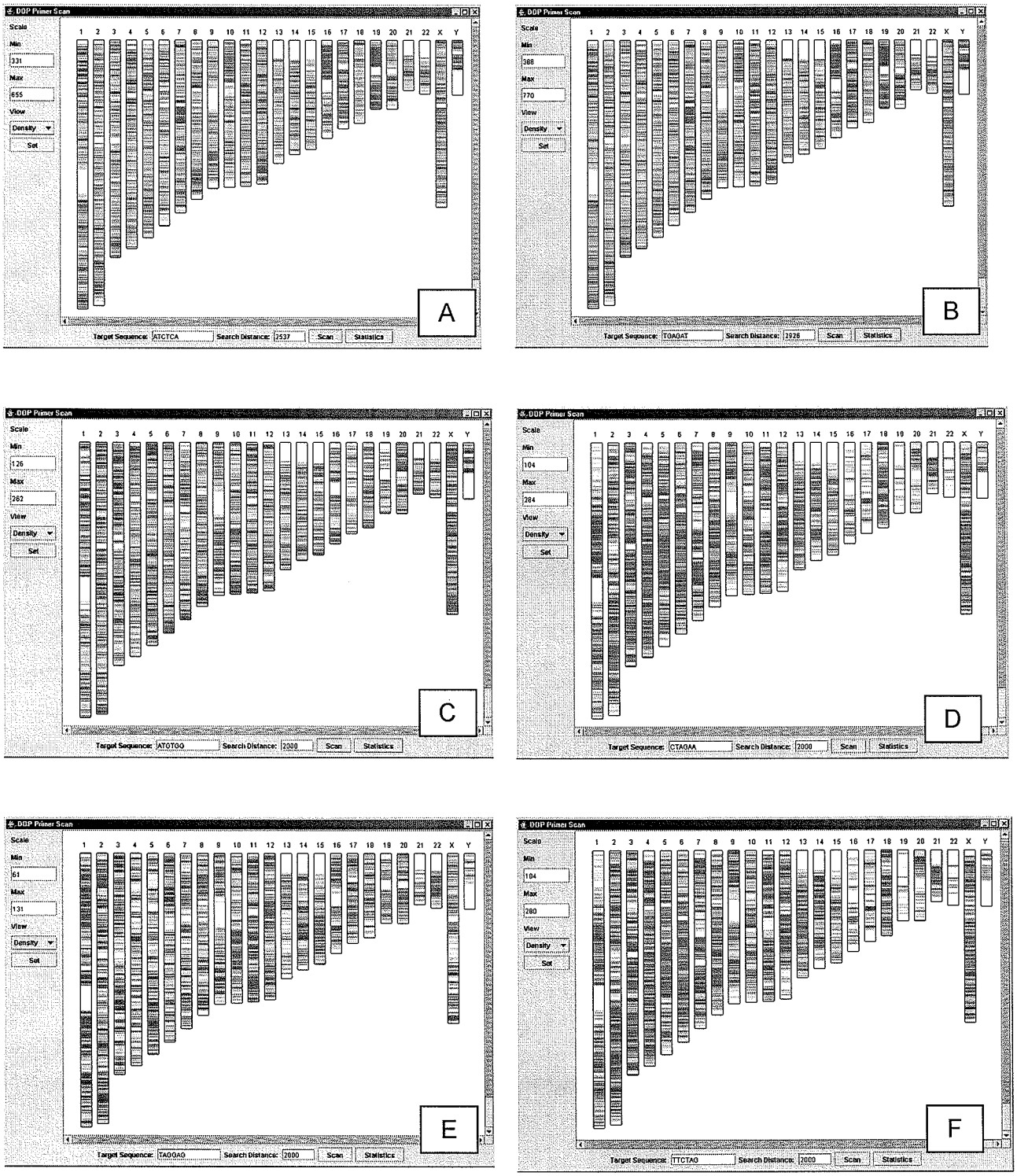
DDP Primer Scan
Scale
Min
331
Max
655
View
Density
Set
1 2 3 4 5 6 7 8 9 10 11 12 13 14 15 16 17 18 19 20 21 22 X Y
Target Sequence: ATCTCA
Search Distance: 2537
Scan
Statistics
A
DDP Primer Scan
Scale
Min
388
Max
770
View
Density
Set
1 2 3 4 5 6 7 8 9 10 11 12 13 14 15 16 17 18 19 20 21 22 X Y
Target Sequence: TGAGAT
Search Distance: 2926
Scan
Statistics
B
DDP Primer Scan
Scale
Min
126
Max
262
View
Density
Set
1 2 3 4 5 6 7 8 9 10 11 12 13 14 15 16 17 18 19 20 21 22 X Y
Target Sequence: ATGTGG
Search Distance: 2000
Scan
Statistics
C
DDP Primer Scan
Scale
Min
104
Max
264
View
Density
Set
1 2 3 4 5 6 7 8 9 10 11 12 13 14 15 16 17 18 19 20 21 22 X Y
Target Sequence: CTAGAA
Search Distance: 2000
Scan
Statistics
D
DDP Primer Scan
Scale
Min
61
Max
131
View
Density
Set
1 2 3 4 5 6 7 8 9 10 11 12 13 14 15 16 17 18 19 20 21 22 X Y
Target Sequence: TAGGAG
Search Distance: 2000
Scan
Statistics
E
DDP Primer Scan
Scale
Min
194
Max
280
View
Density
Set
1 2 3 4 5 6 7 8 9 10 11 12 13 14 15 16 17 18 19 20 21 22 X Y
Target Sequence: TTCTAG
Search Distance: 2000
Scan
Statistics
F

FIG 5



FIG 6



FIG 7

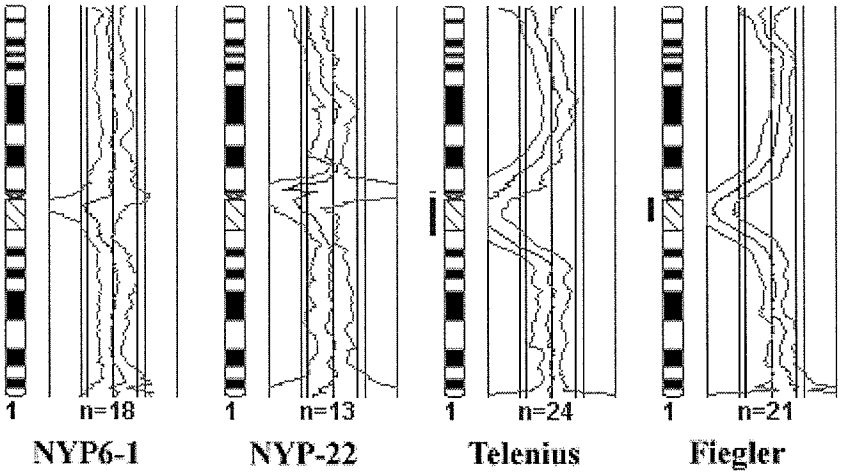
1
n=18
NYP6-1
1
n=13
NYP-22
1
n=24
Telenius
1
n=21
Fiegler

FIG 8

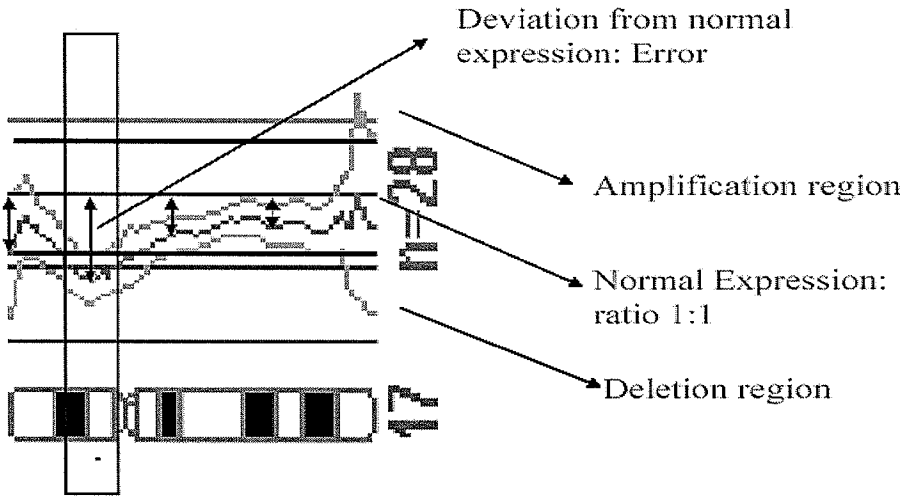
Deviation from normal expression: Error
Amplification region
Normal Expression: ratio 1:1
Deletion region

FIG 9

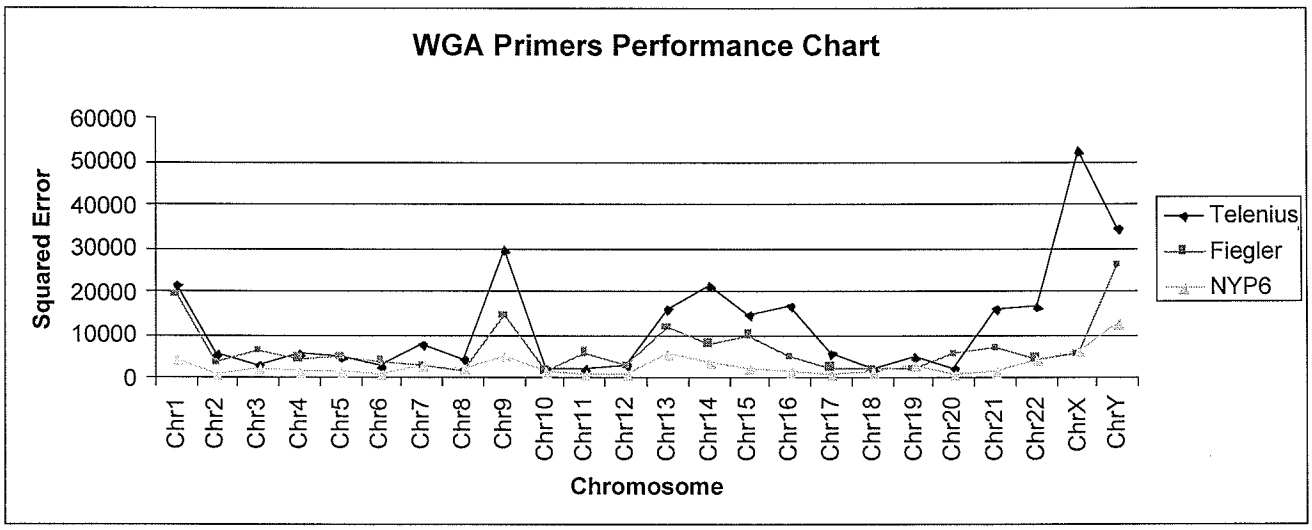
WGA Primers Performance Chart
Squared Error
60000
50000
40000
30000
20000
10000
0
Chr1
Chr2
Chr3
Chr4
Chr5
Chr6
Chr7
Chr8
Chr9
Chr10
Chr11
Chr12
Chr13
Chr14
Chr15
Chr16
Chr17
Chr18
Chr19
Chr20
Chr21
Chr22
ChrX
ChrY
Chromosome
Telenius
Fiegler
NYP6

FIG 10

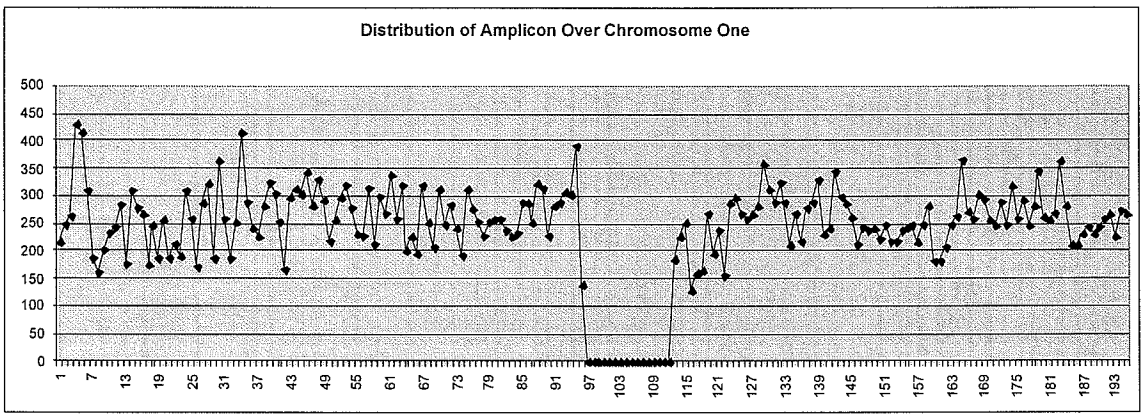
Distribution of Amplicon Over Chromosome One
500
450
400
350
300
250
200
150
100
50
0
1
7
13
19
25
31
37
43
49
55
61
67
73
79
85
91
97
103
109
115
121
127
133
139
145
151
157
163
169
175
181
187
193

FIG 11

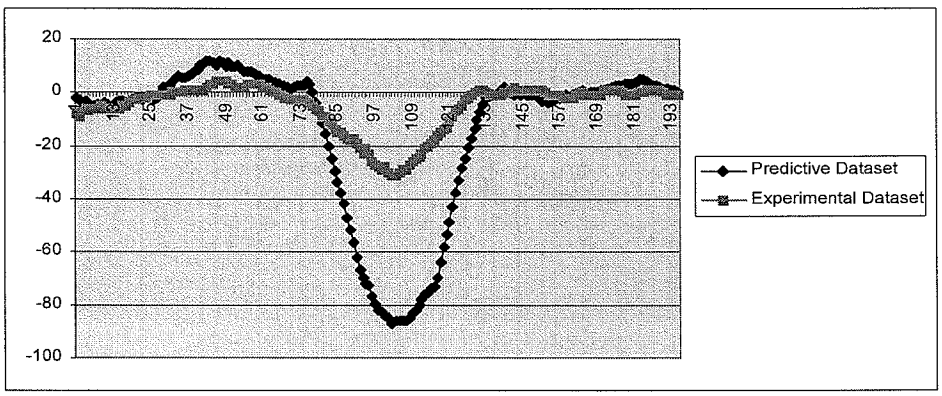
20
0
-20
-40
-60
-80
-100
1
25
37
49
61
73
85
97
109
121
145
157
169
181
193
Predictive Dataset
Experimental Dataset

FIG 12

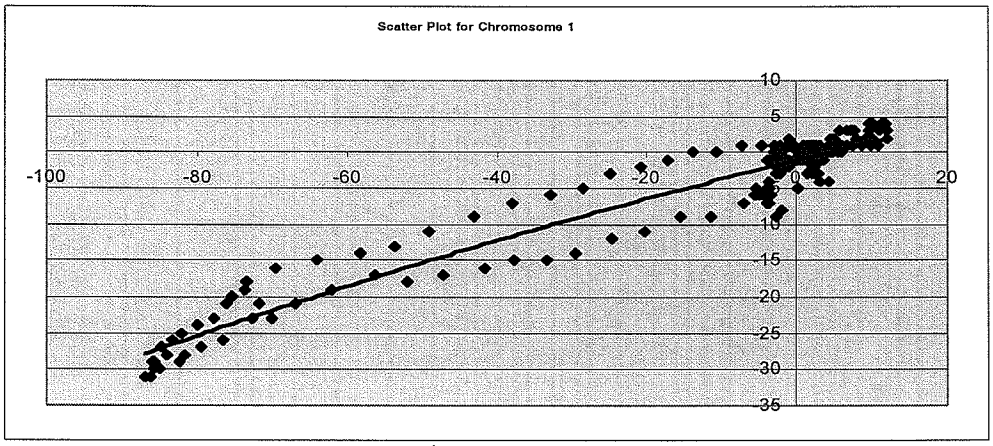

FIG 13

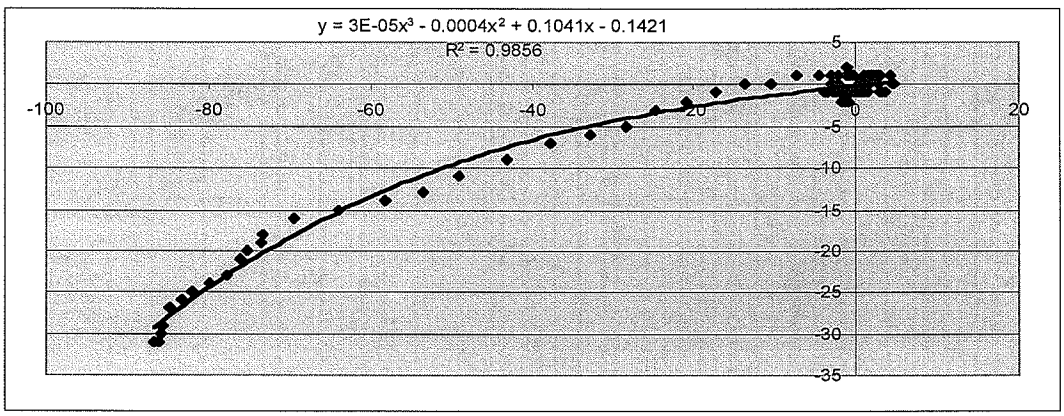

FIG 14A

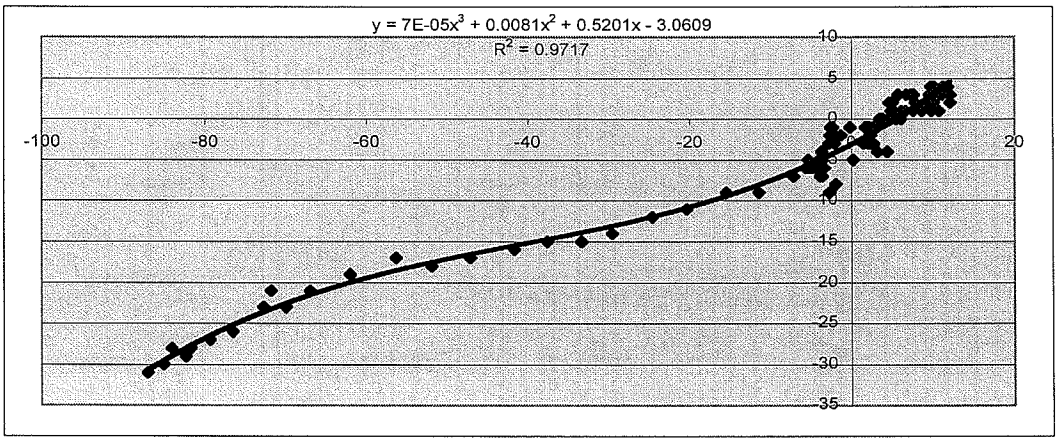

FIG 14B

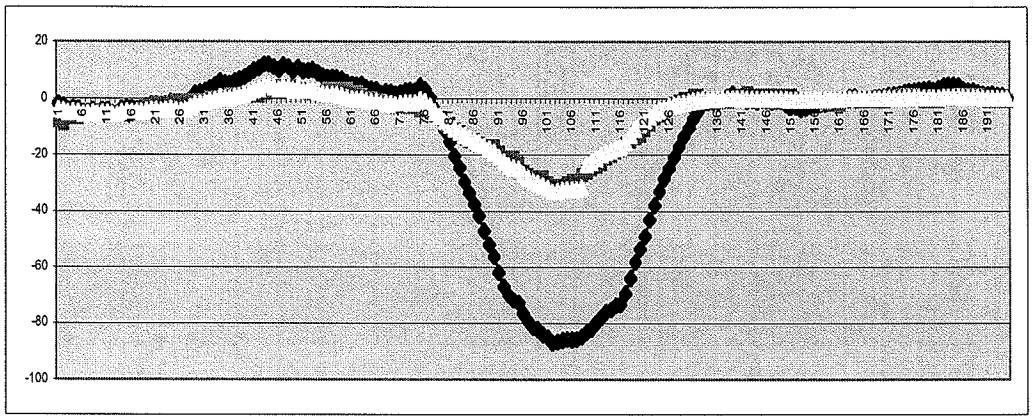

FIG 15

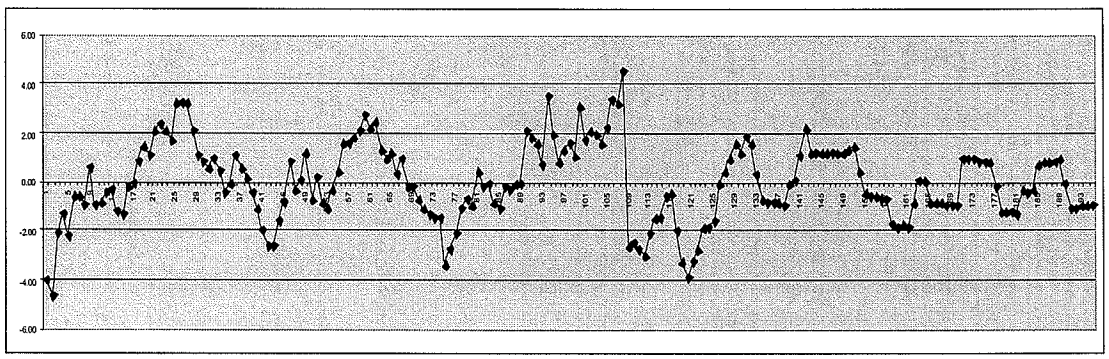

FIG 16

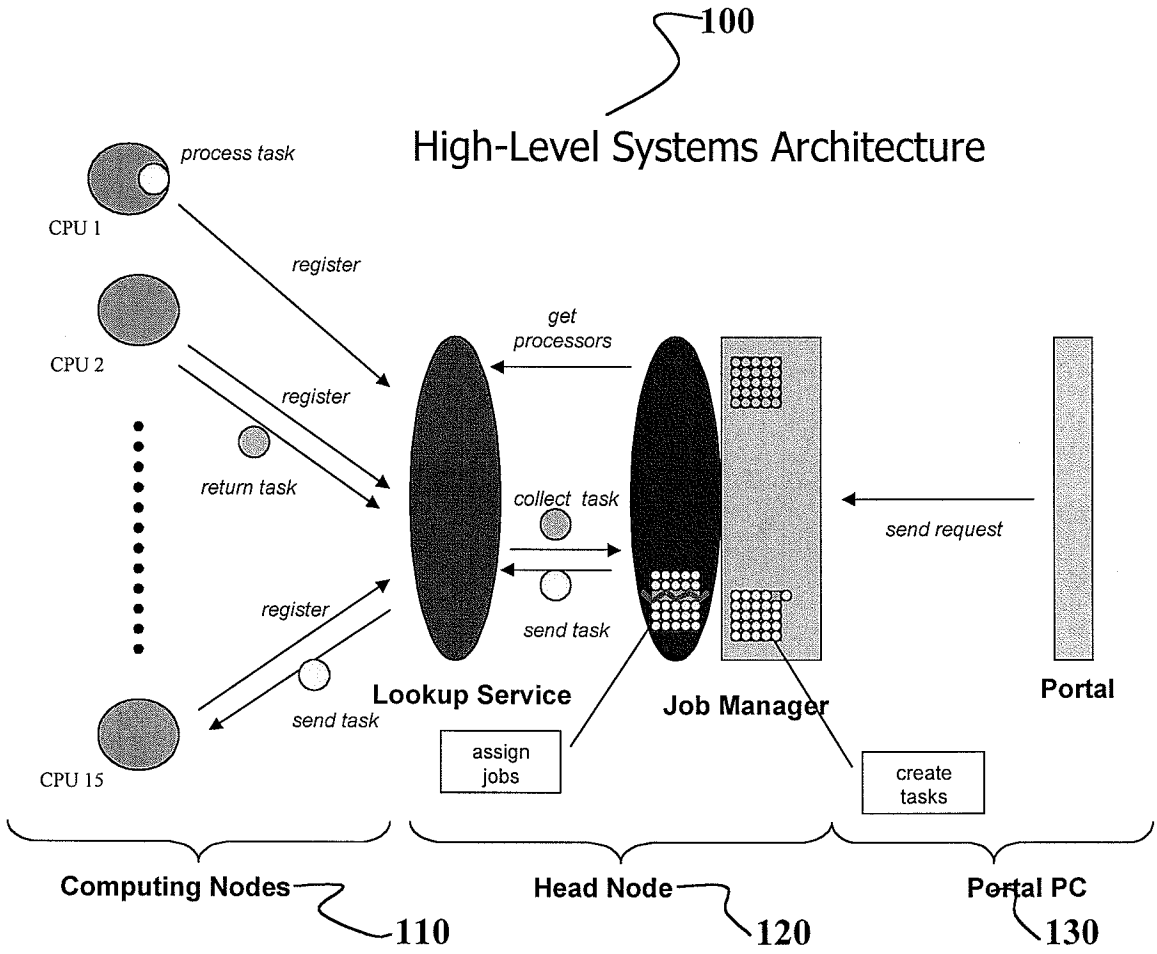
100
High-Level Systems Architecture
process task
CPU 1
register
CPU 2
register
return task
register
send task
CPU 15
get processors
collect task
send task
Lookup Service
assign jobs
Job Manager
send request
Portal
create tasks
Computing Nodes
110
Head Node
120
Portal PC
130

FIG 17