Figure 1

Prevotella copri strain JCM 13464 16S ribosomal RNA gene, partial sequence

Sequence ID: NR_113411.1 *Length:* 1493 *Number of Matches:* 1

Related Information

Range 1: 529 to 781 GenBank Graphics Next Match Previous Match

Score	Expect	Identities	Gaps	Strand
487 bits(253)	1e-137	253/253(100%)	0/253(0%)	Plus/Plus

```
Query  1    TACGGAAGGTCCGGGCGTTATCCGGATTTATTGGGTTTAAAGGGAGCGTAGGCCGGAGAT  60
            ||||||||||||||||||||||||||||||||||||||||||||||||||||||||||||
Sbjct  529  TACGGAAGGTCCGGGCGTTATCCGGATTTATTGGGTTTAAAGGGAGCGTAGGCCGGAGAT  588

Query  61   TAAGCGTGTTGTGAAATGTAGACGCTCAACGTCTTGCACTGCAGGCGCGAACTGGTTTCCTT  120
            ||||||||||||||||||||||||||||||||||||||||||||||||||||||||||||||
Sbjct  589  TAAGCGTGTTGTGAAATGTAGACGCTCAACGTCTTGCACTGCAGGCGCGAACTGGTTTCCTT  648

Query  121  GAGTACGCACAAAGTGGGCGGAATTCGTGGTGTAGCGGTGAAAATGCTTAGATATCACGAA  180
            ||||||||||||||||||||||||||||||||||||||||||||||||||||||||||||||
Sbjct  649  GAGTACGCACAAAGTGGGCGGAATTCGTGGTGTAGCGGTGAAAATGCTTAGATATCACGAA  708

Query  181  GAACTCCGATTGCGAAGGCAGCTCACTGGAGCGCAACTGACGCTGAAGCTCGAAAGTGCG  240
            ||||||||||||||||||||||||||||||||||||||||||||||||||||||||||||||
Sbjct  709  GAACTCCGATTGCGAAGGCAGCTCACTGGAGCGCAACTGACGCTGAAGCTCGAAAGTGCG  768

Query  241  GGTATCGAACAGG  253
            |||||||||||||
Sbjct  769  GGTATCGAACAGG  781
```

Figure 2

Prevotella copri strain JCM 13464 16S ribosomal RNA gene,

NCBI Reference Sequence: NR_113411.1

FASTA Graphics

Go to:

```
LOCUS       NR_113411              1493 bp    rRNA    linear   BCT 03-FEB-2015
DEFINITION  Prevotella copri strain JCM 13464 16S ribosomal RNA gene, partial
            sequence.
ACCESSION   NR_113411
VERSION     NR_113411.1
DBLINK      Project: 33175
            BioProject: PRJNA33175
KEYWORDS    RefSeq.
SOURCE      Prevotella copri DSM 18205
  ORGANISM  Prevotella copri DSM 18205
            Bacteria; Bacteroidetes; Bacteroidia; Bacteroidales;
            Prevotellaceae; Prevotella.
REFERENCE   1
  AUTHORS   Sakamoto,M. and Ohkuma,M.
  TITLE     16S rRNA gene sequence of JCM strain
  JOURNAL   Unpublished
REFERENCE   2  (bases 1 to 1493)
  CONSRTM   NCBI RefSeq Targeted Loci Project
  TITLE     Direct Submission
  JOURNAL   Submitted (23-APR-2014) National Center for Biotechnology
            Information, NIH, Bethesda, MD 20894, USA
REFERENCE   3  (bases 1 to 1493)
  AUTHORS   Sakamoto,M. and Ohkuma,M.
  TITLE     Direct Submission
  JOURNAL   Submitted (27-JUL-2011) Contact:Mitsuo Sakamoto RIKEN BioResource
            Center, Microbe Division/ Japan Collection of Microorganisms; 3-1-1
            Koyadai, Tsukuba, Ibaraki 305-0074, Japan URL
            :http://www.jcm.riken.jp
COMMENT     REVIEWED REFSEQ: This record has been curated by NCBI staff. The
            reference sequence is identical to AB649279:1-1493.
FEATURES             Location/Qualifiers
     source          1..1493
                     /organism="Prevotella copri DSM 18205"
                     /mol_type="rRNA"
                     /strain="JCM 13464"
                     /culture_collection="JCM:13464"
                     /db_xref="taxon:537011"
     rRNA            <1..>1493
                     /product="16S ribosomal RNA"
ORIGIN
1       agagtttgat cctggctcag gatgaacgct agctacaggc ttaacacatg caagtcgagg
61      ggaaacgaca tcgaaagctt gcttttgatg ggcgtcgacc ggcgcacggg tgagtaacgc
121     gtatccaacc tg cccaccac ttggggataa ccttgcgaaa gtaagactaa tacccaatga
181     tatctctaga agacatctga aagagattaa agatttatcg gtgatggatg gggatgcgtc
241     tgattagctt gttggcgggg taacggccca ccaaggcgac gatcagtagg ggttctgaga
301     ggaaggtccc ccacattgga actgagacac ggtcc aaact cctacgggag gcagcagtga
361     ggaatattgg tcaatgggcg agagcctgaa ccagccaagt agcgtgcagg atgacggccc
421     tatgggttgt aaactgcttt tataagggaa taaagtgagc ctcgtgaggc tttttgcatg
481     taccttatga ataaggaccg gctaattccg tgccagcagc cgcggtaa ta cggaaggtcc
541     gggcgttatc cggatttatt gggtttaaag ggagcgtagg ccggagatta agcgtgttgt
601     gaaatgtaga cgctcaacgt ctgcactgca gcgcgaactg gtttccttga gtacgcacaa
661     agtgggcgga attcgtggtg tagcggtgaa atgcttagat atcacgaaga actccgattg
721     cgaaggcagc tcactggagc gcaactgacg ctgaagctcg aaagtgcggg tatcgaacag
781     gattagatac cctggtagtc cgcacggtaa acgatggatg cccgctgttg gtctgaacag
841     gtcagcggcc aagcgaaagc attaagcatc ccacctgggg agtacgccgg caacggtgaa
901     actcaaagga attgacgggg gcccgcacaa gcg gaggaac atgtggttta attcgatgat
961     acgcgaggaa ccttacccgg gcttgaattg cagaggaagg atttggagac aatgacgccc
1021    ttcgggggct ctgtgaaggt gctgcatggt tgtcgtcagc tcgtgccgtg aggtgtcggc
1081    ttaagtgcca taacgagcgc aacccctctc cttagttgcc atcaggttaa gctggg cact
1141    ctggggacac tgccaccgta aggtgtgagg aaggtgggga tgacgtcaaa tcagcacggc
1201    ccttacgtcc ggggctacac acgtgttaca atggcaggta cagagagacg gtystatgya
1261    aatasgatca aatccttaaa gcctgtctca gttcggactg gggtctgcaa cccgacccca
1321    cgaagctgga ttcgctagta atcgcgcatc agccatggcg cggtgaatac gttcccgggc
1381    cttgtacaca ccgcccgtca agccatgaaa gcgggggcg cctaaagtcc gtgaccgtaa
1441    ggagcggcct agggcgaaac tggtaattgg ggctaagtcg taacaaggta acc
```

Figure 3

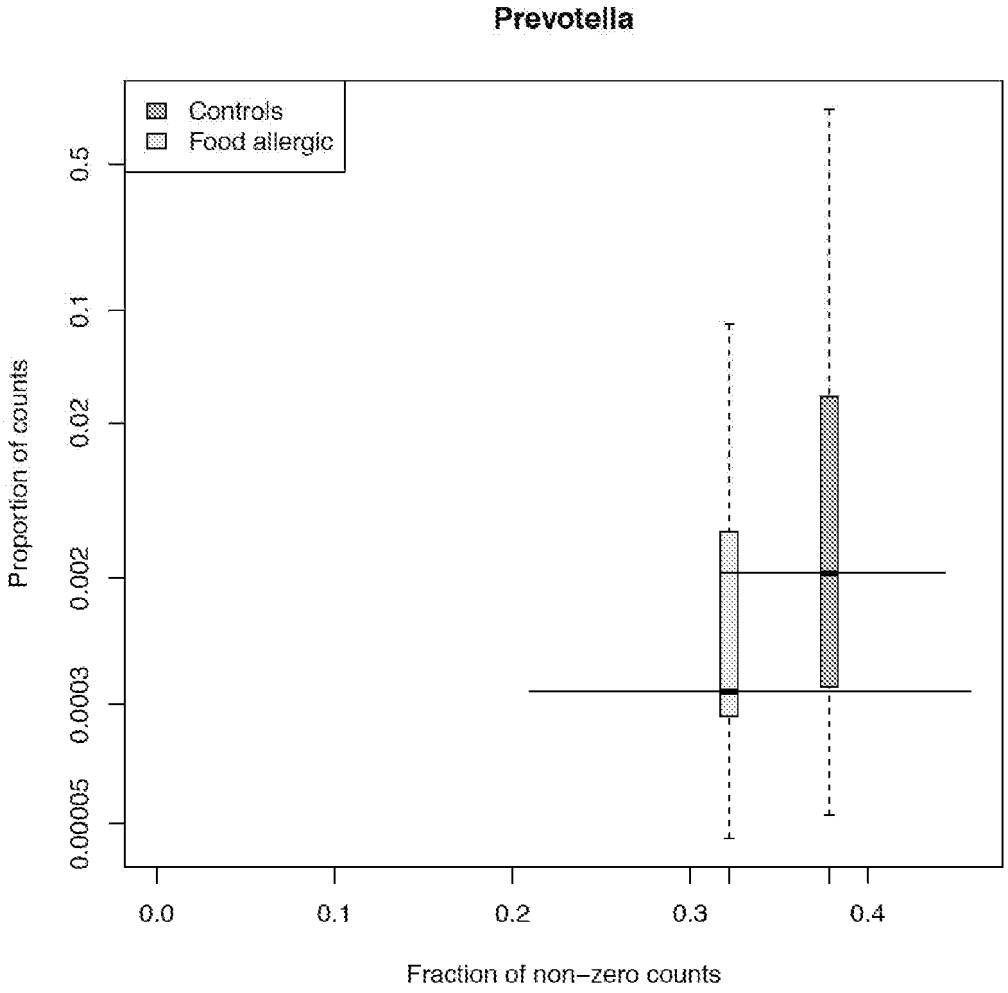
Prevotella
Controls
Food allergic
Proportion of counts
0.5
0.1
0.02
0.002
0.0003
0.00005
0.0
0.1
0.2
0.3
0.4
Fraction of non−zero counts

Figure 4

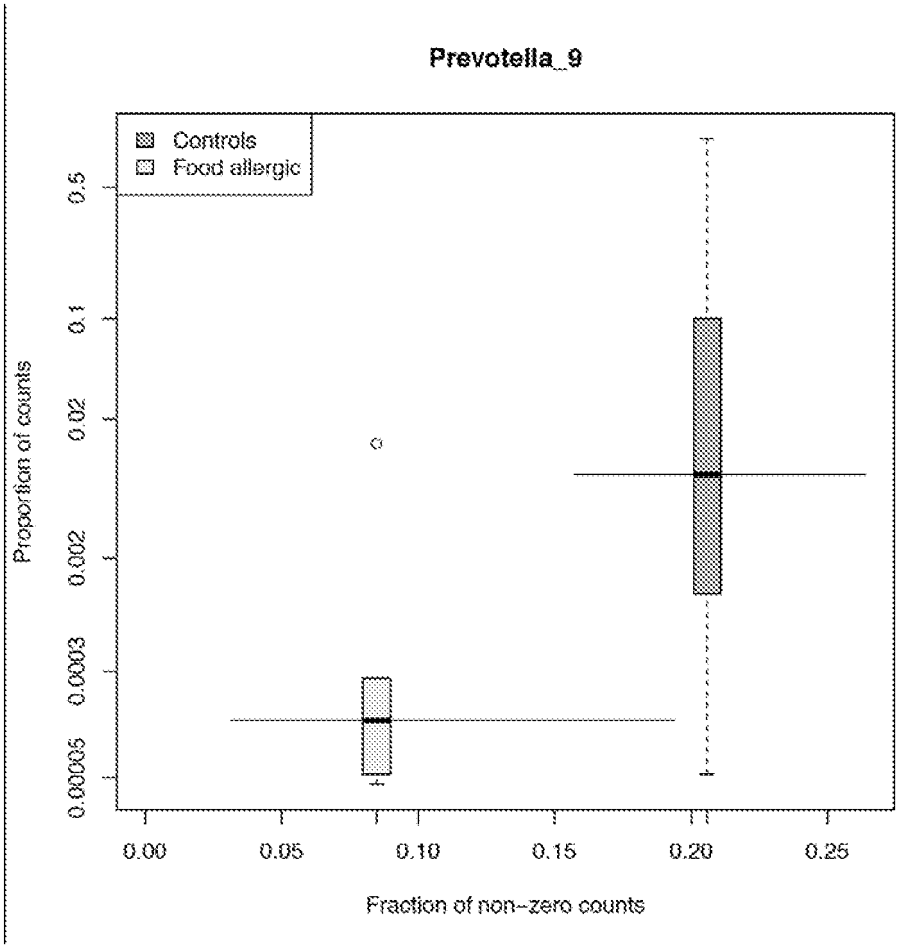
Prevotella_9
Controls
Food allergic
Proportion of counts
0.5
0.1
0.02
0.002
0.0003
0.00005
0.00
0.05
0.10
0.15
0.20
0.25
Fraction of non-zero counts

Figure 5

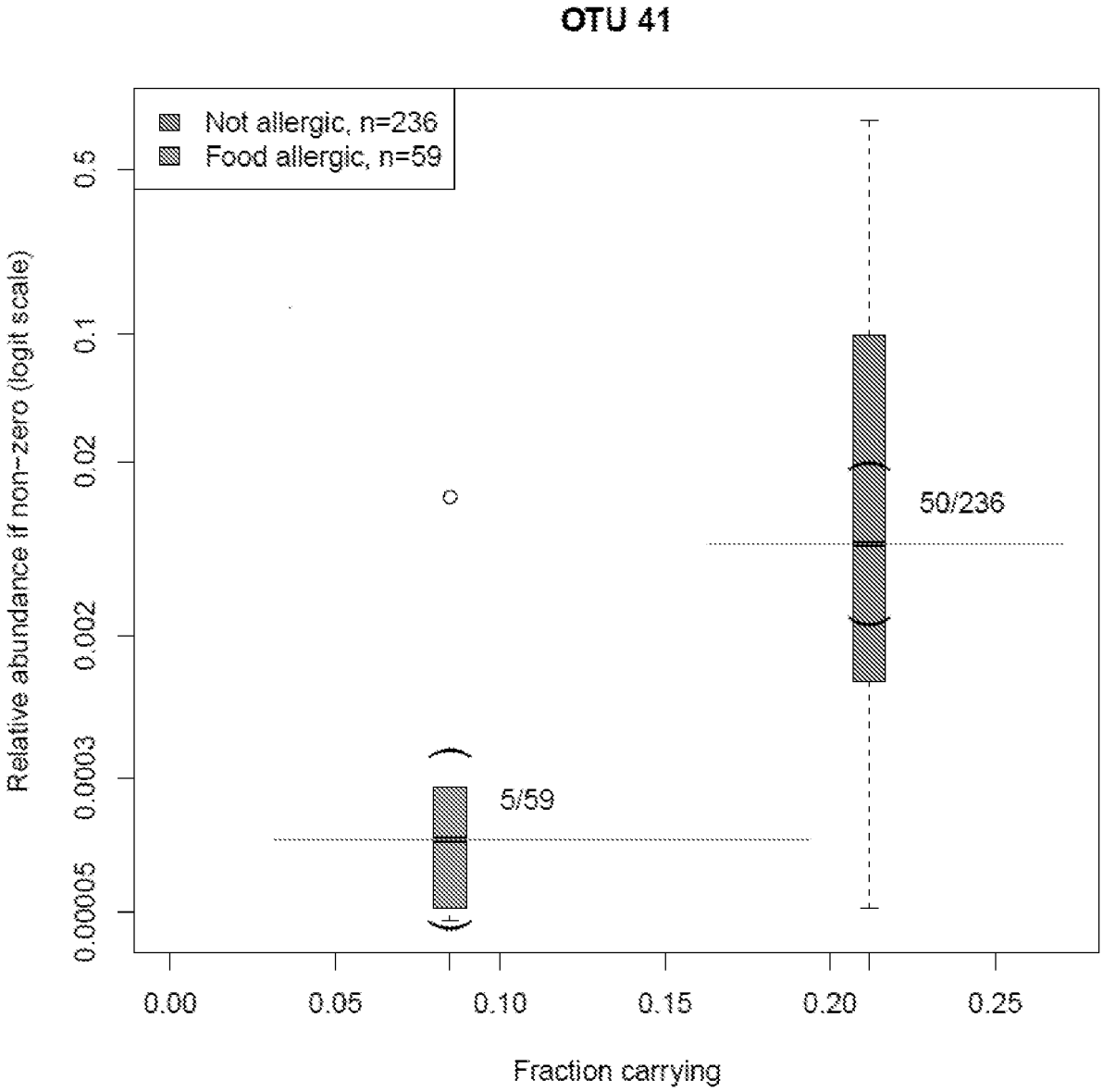
OTU 41
Not allergic, n=236
Food allergic, n=59
Relative abundance if non-zero (logit scale)
0.5
0.1
0.02
0.002
0.0003
0.00005
50/236
5/59
0.00
0.05
0.10
0.15
0.20
0.25
Fraction carrying

Figure 6

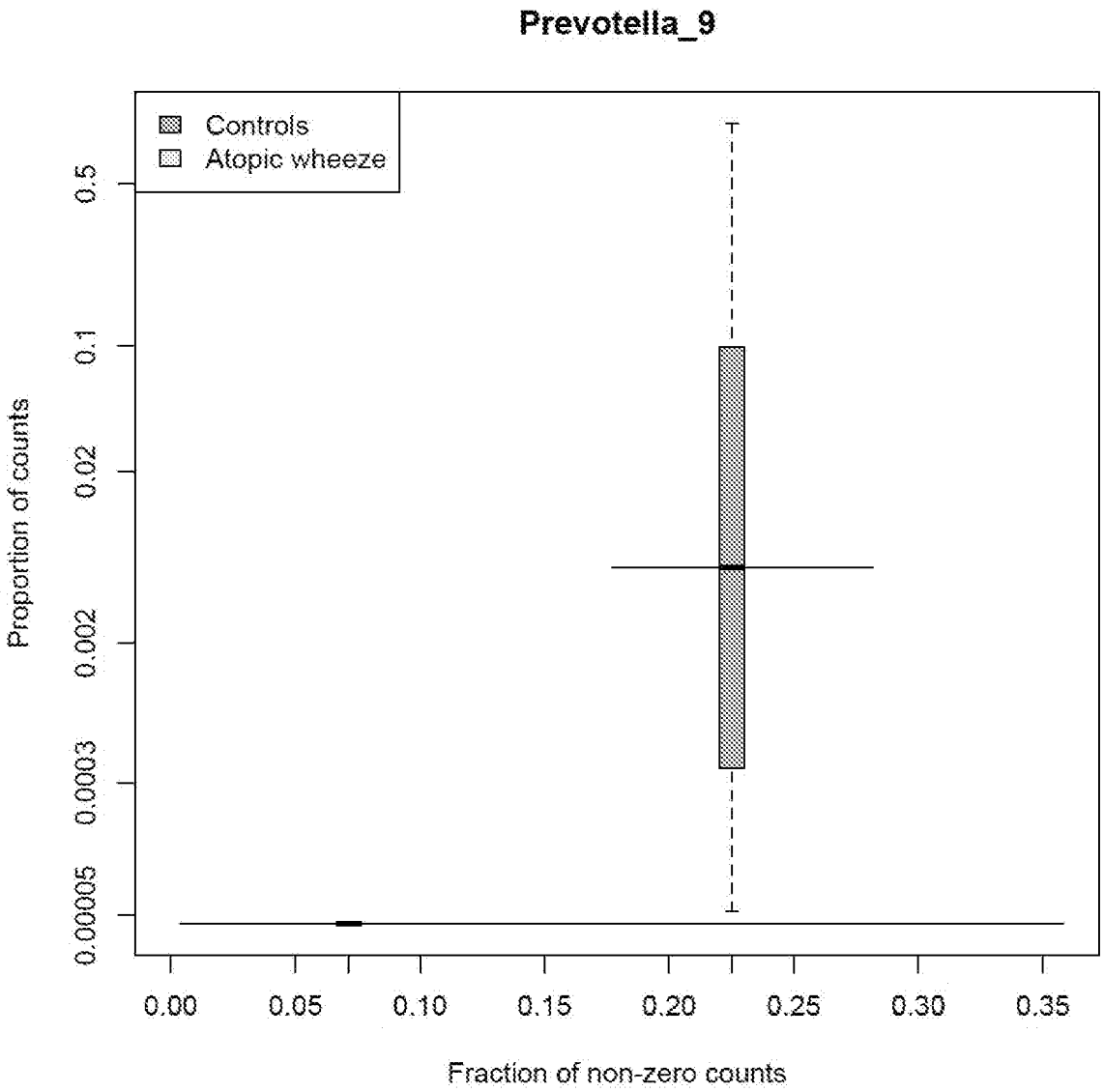
Prevotella_9
Controls
Atopic wheeze
Proportion of counts
0.5
0.1
0.02
0.002
0.0003
0.00005
0.00
0.05
0.10
0.15
0.20
0.25
0.30
0.35
Fraction of non-zero counts

Figure 7

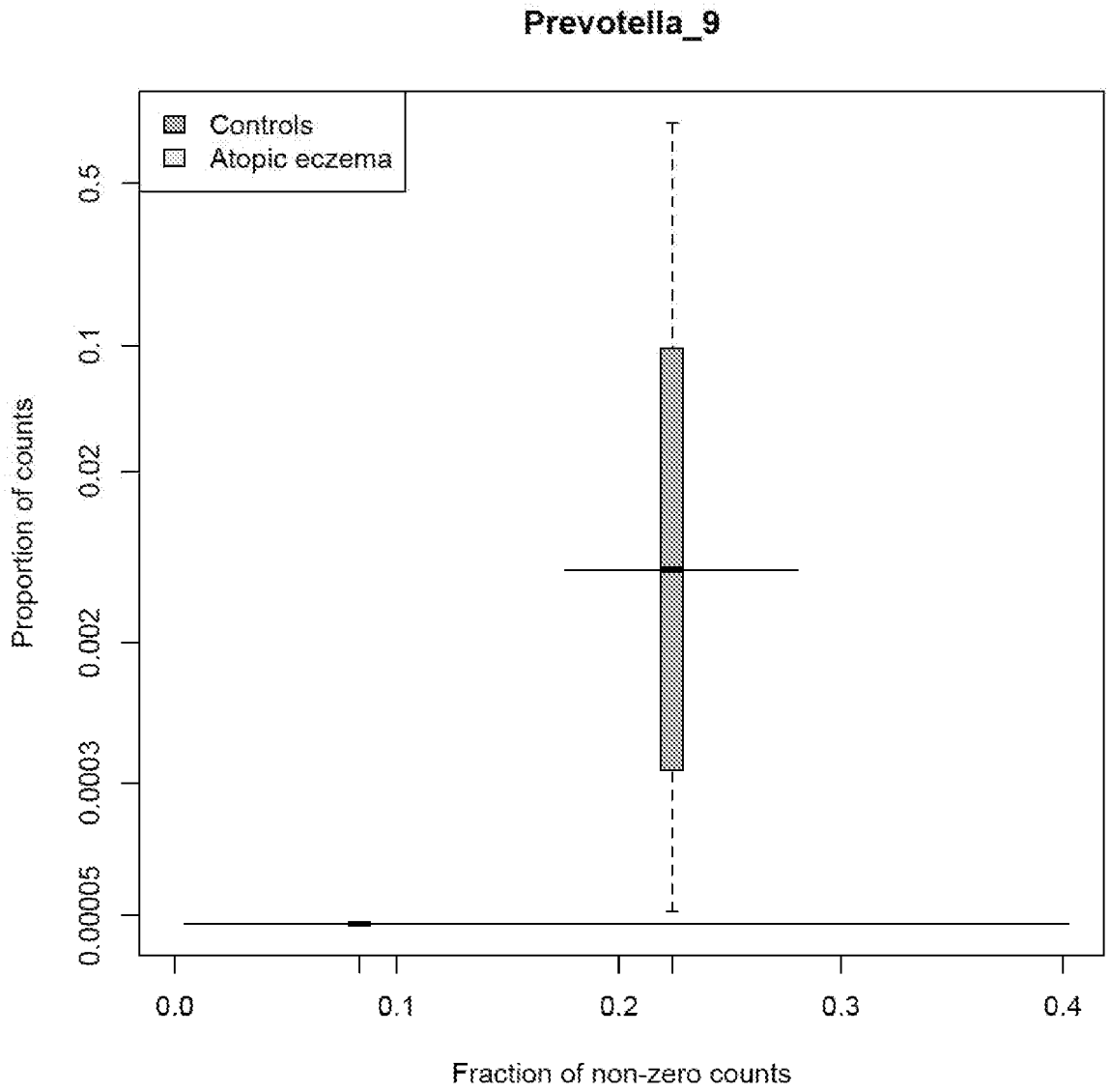
Prevotella_9
Controls
Atopic eczema
Proportion of counts
0.5
0.1
0.02
0.002
0.0003
0.00005
0.0
0.1
0.2
0.3
0.4
Fraction of non-zero counts

Figure 8

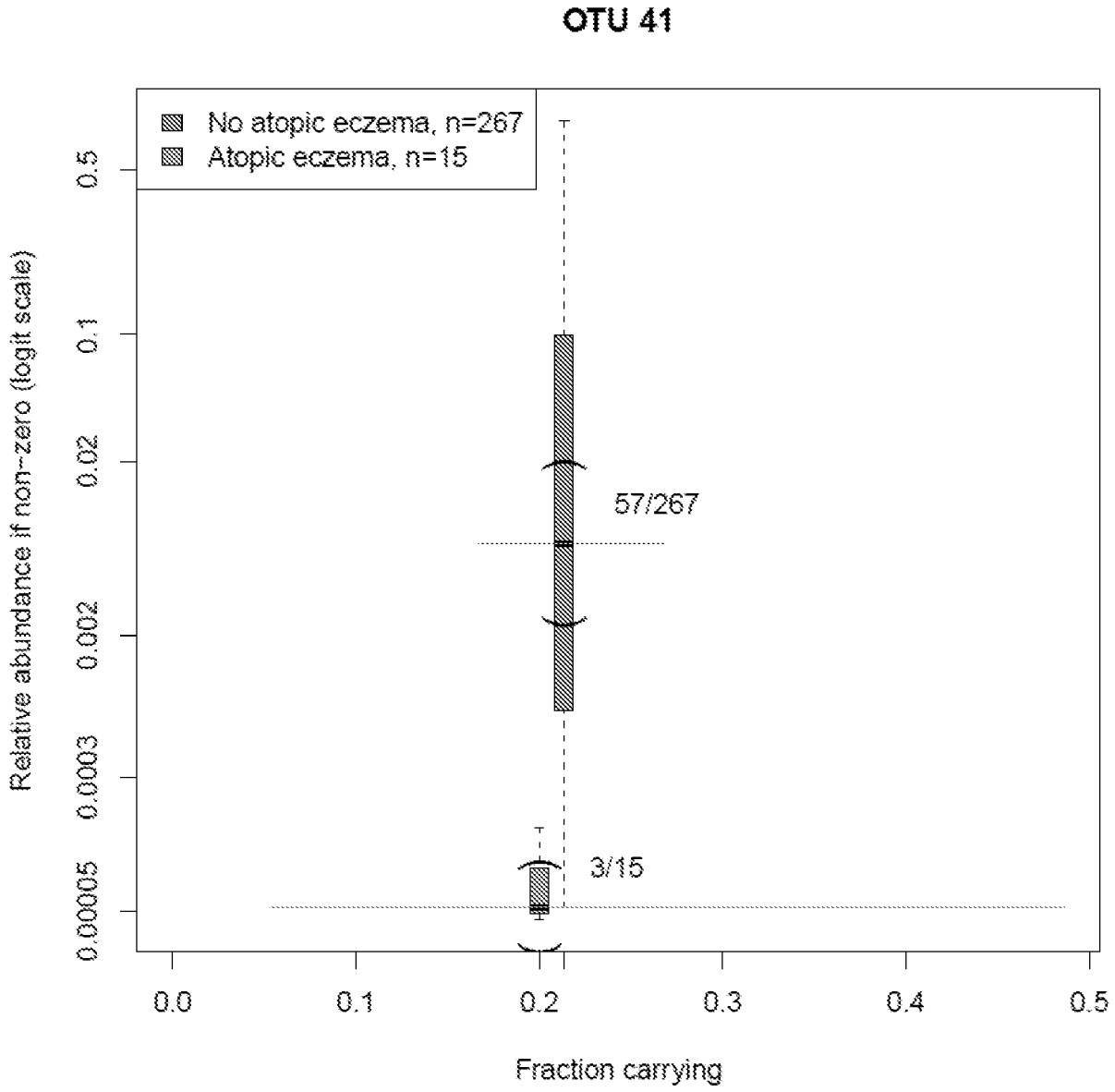
OTU 41
No atopic eczema, n=267
Atopic eczema, n=15
57/267
3/15
Relative abundance if non-zero (logit scale)
0.5
0.1
0.02
0.002
0.0003
0.00005
0.0
0.1
0.2
0.3
0.4
0.5
Fraction carrying

Figure 9

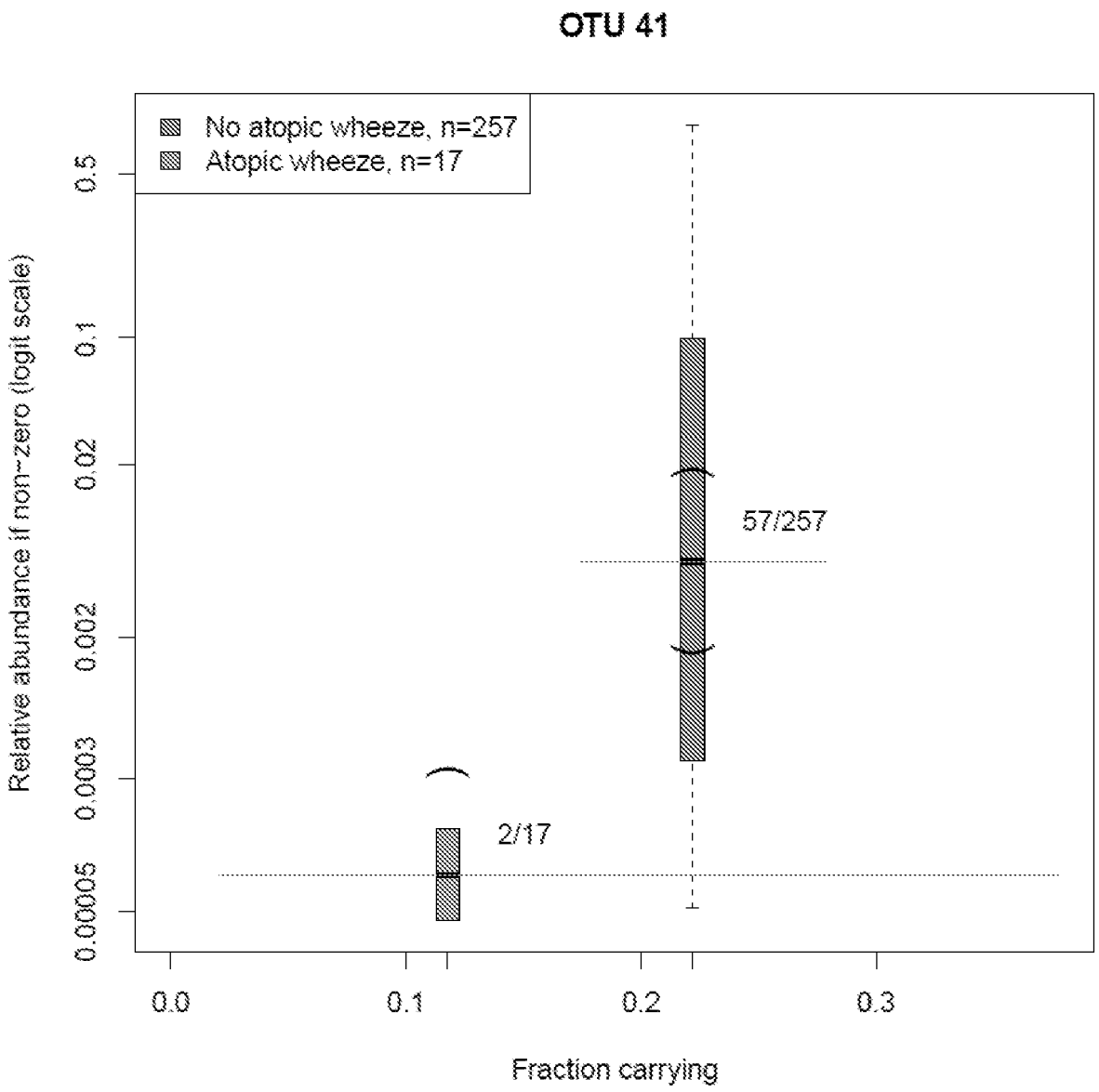
OTU 41
No atopic wheeze, n=257
Atopic wheeze, n=17
Relative abundance if non-zero (logit scale)
0.5
0.1
0.02
0.002
0.0003
0.00005
57/257
2/17
0.0
0.1
0.2
0.3
Fraction carrying

Figure 10

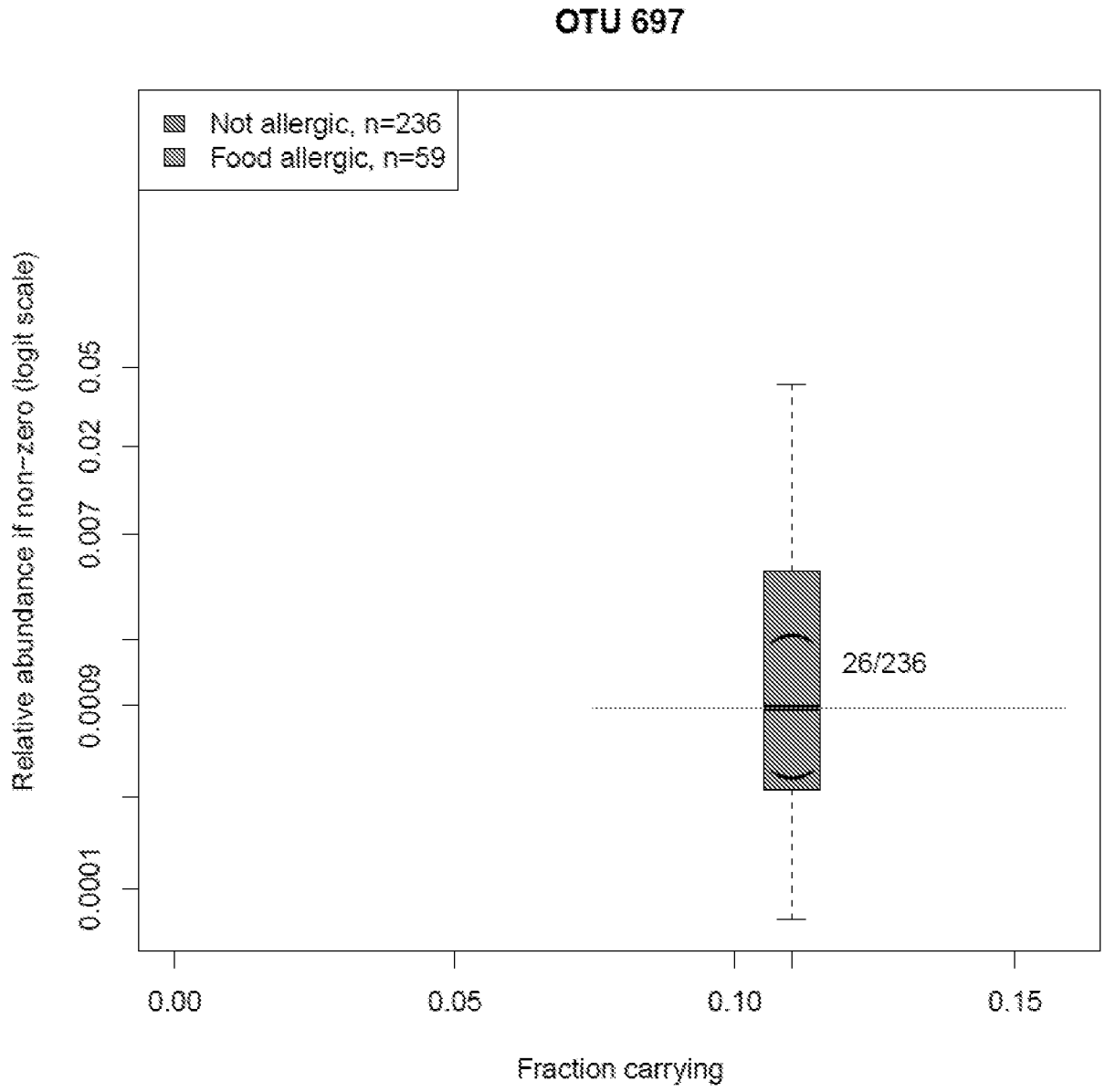
OTU 697
Not allergic, n=236
Food allergic, n=59
Relative abundance if non-zero (logit scale)
0.0001
0.0009
0.007
0.02
0.05
26/236
0.00
0.05
0.10
0.15
Fraction carrying

Figure 11

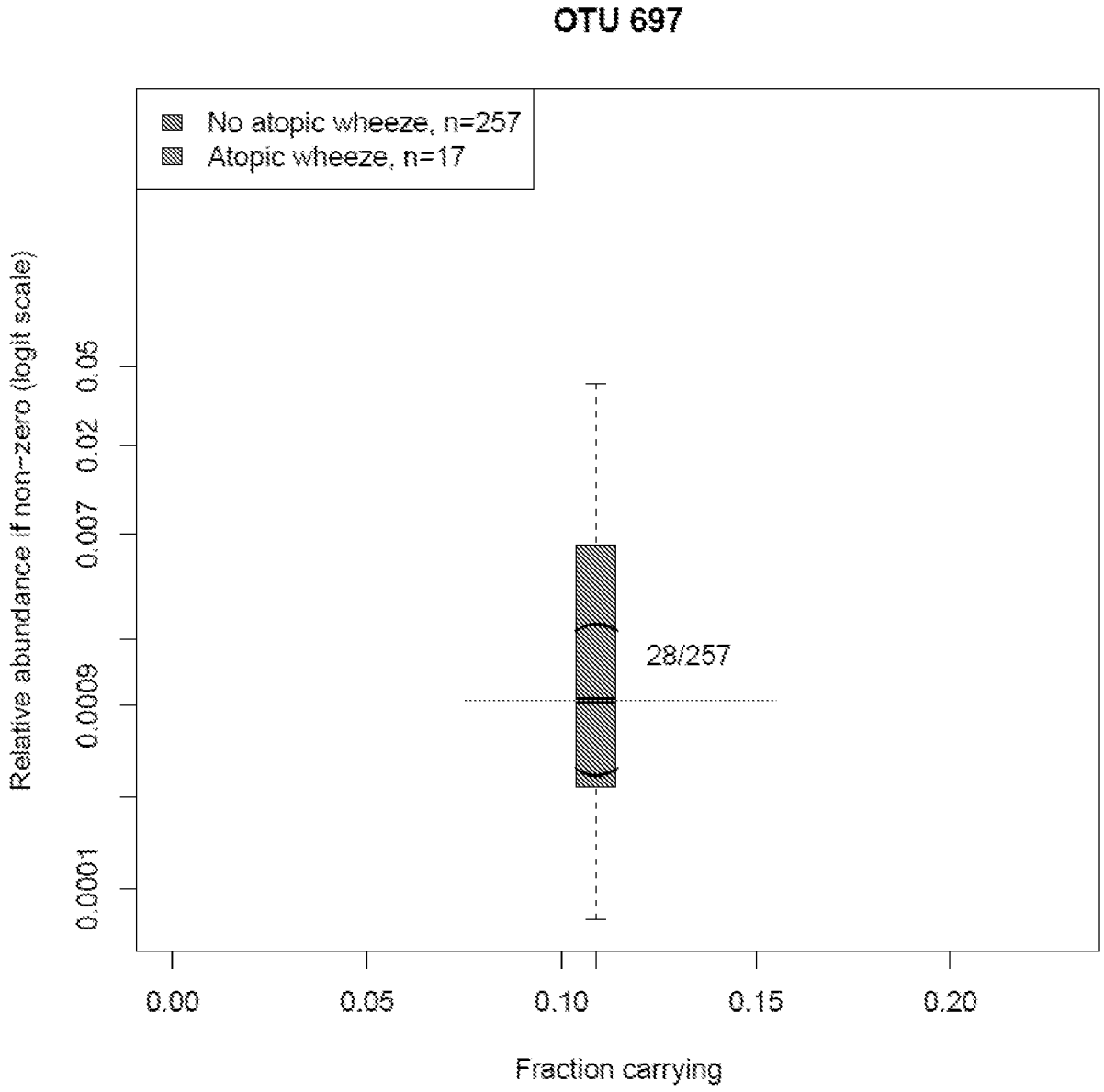
OTU 697
No atopic wheeze, n=257
Atopic wheeze, n=17
Relative abundance if non-zero (logit scale)
0.0001
0.0009
0.007
0.02
0.05
28/257
0.00
0.05
0.10
0.15
0.20
Fraction carrying

Figure 12

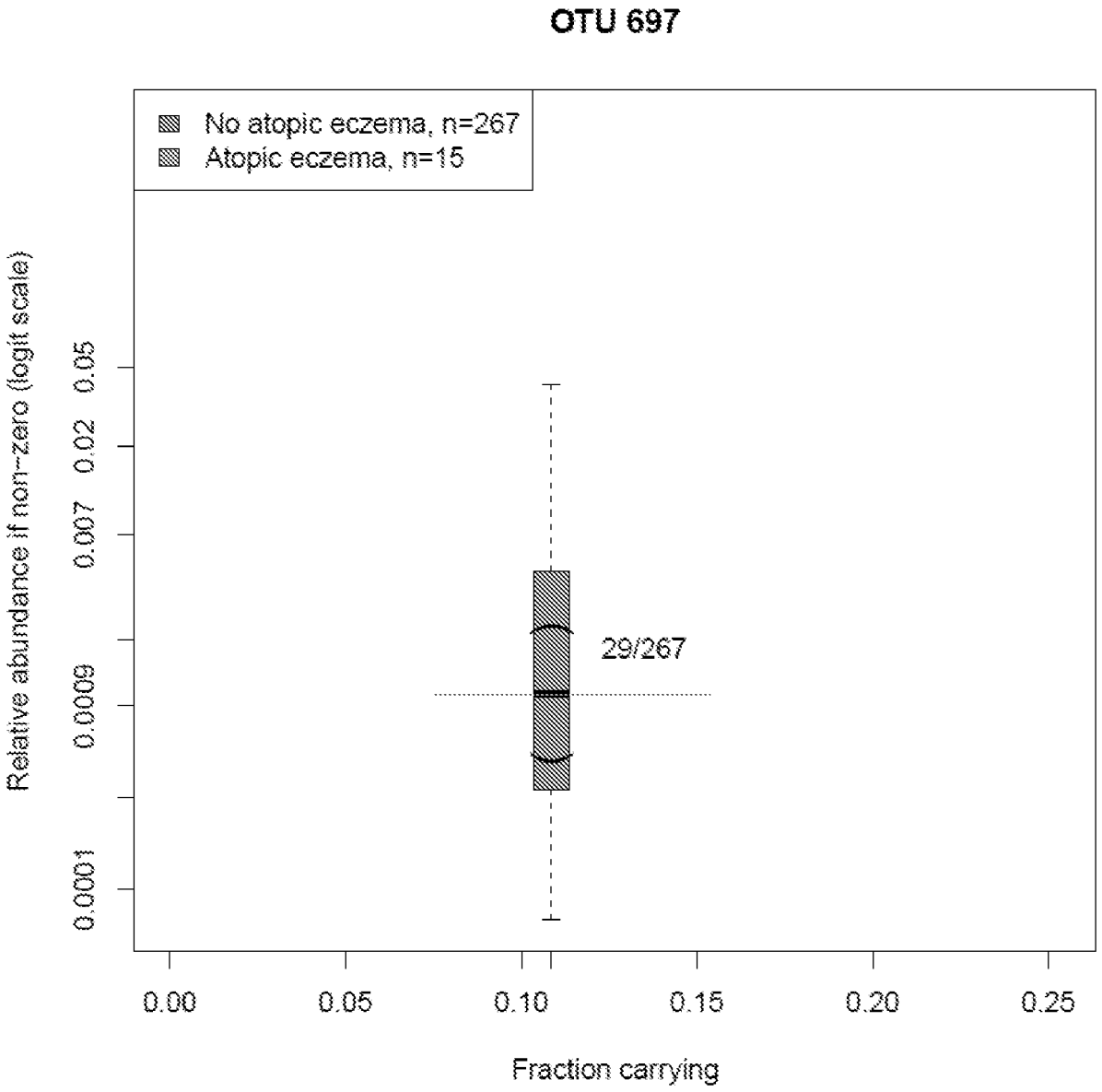
OTU 697
No atopic eczema, n=267
Atopic eczema, n=15
Relative abundance if non-zero (logit scale)
0.0001
0.0009
0.007
0.02
0.05
29/267
0.00
0.05
0.10
0.15
0.20
0.25
Fraction carrying