SHEET 1

FIG. 1A

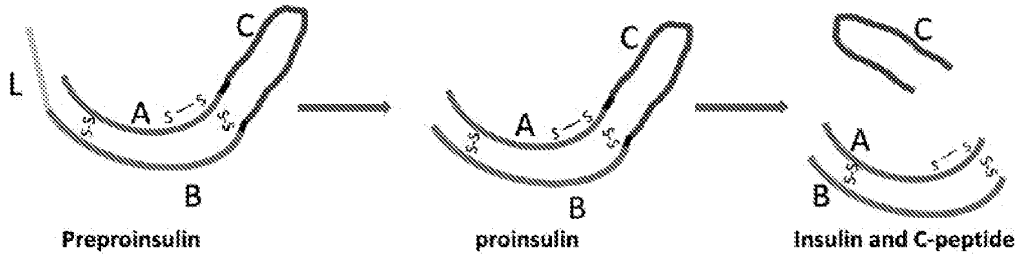

FIG. 1B

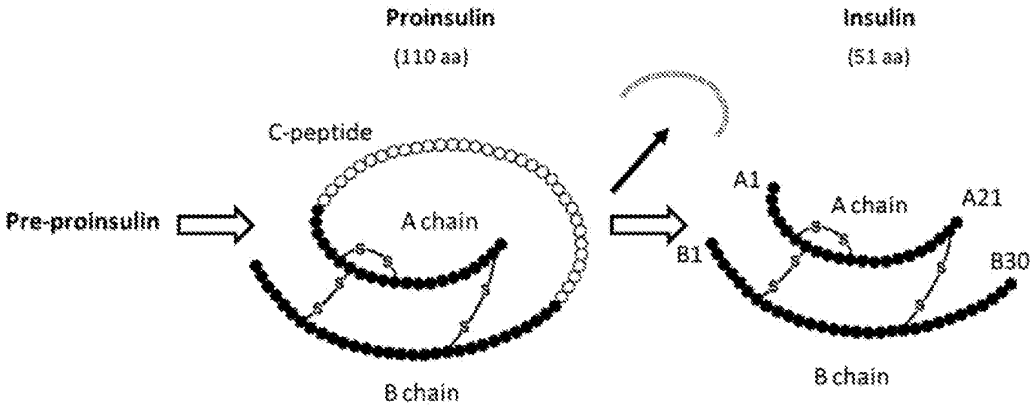

SHEET 2

FIG. 2

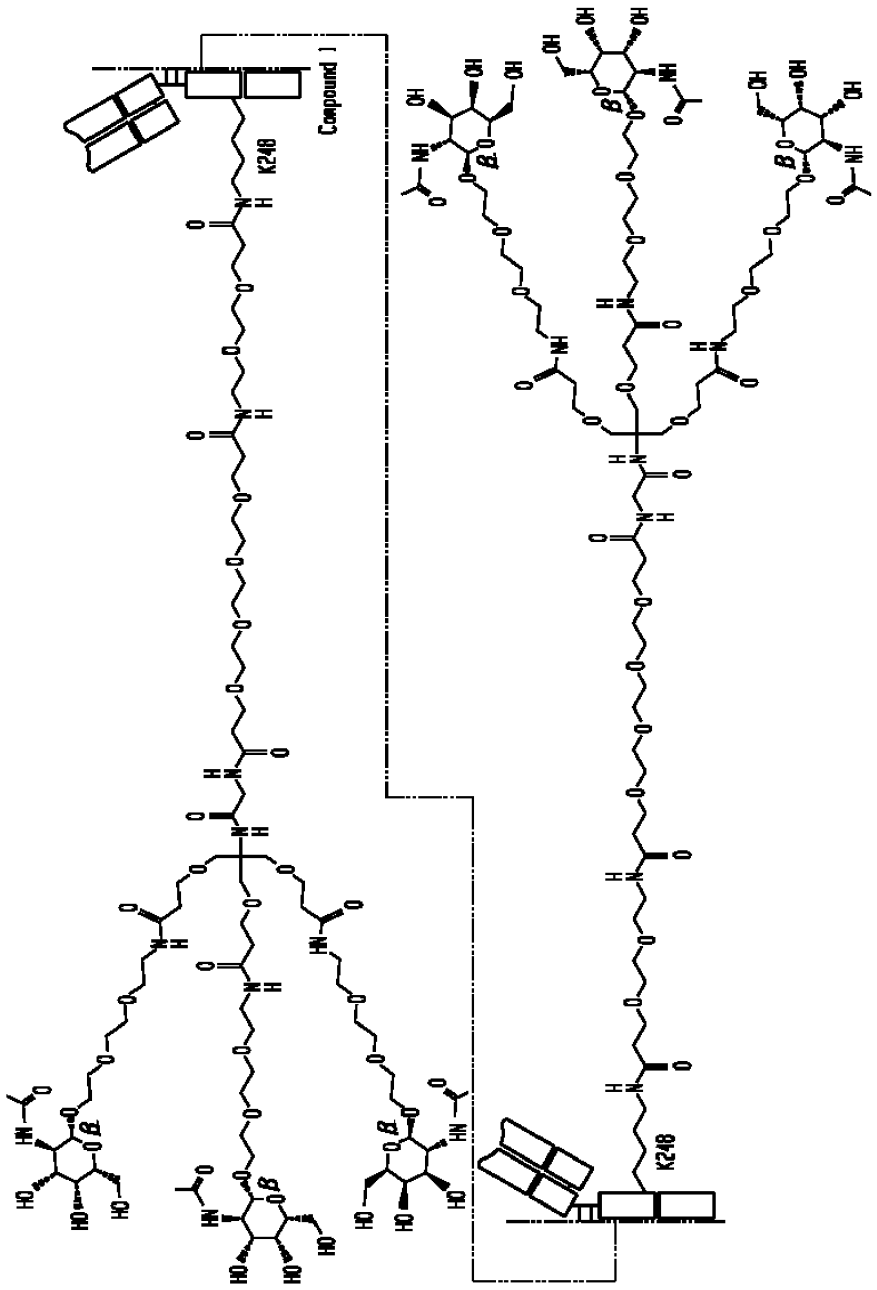

SHEET 3

FIG. 3

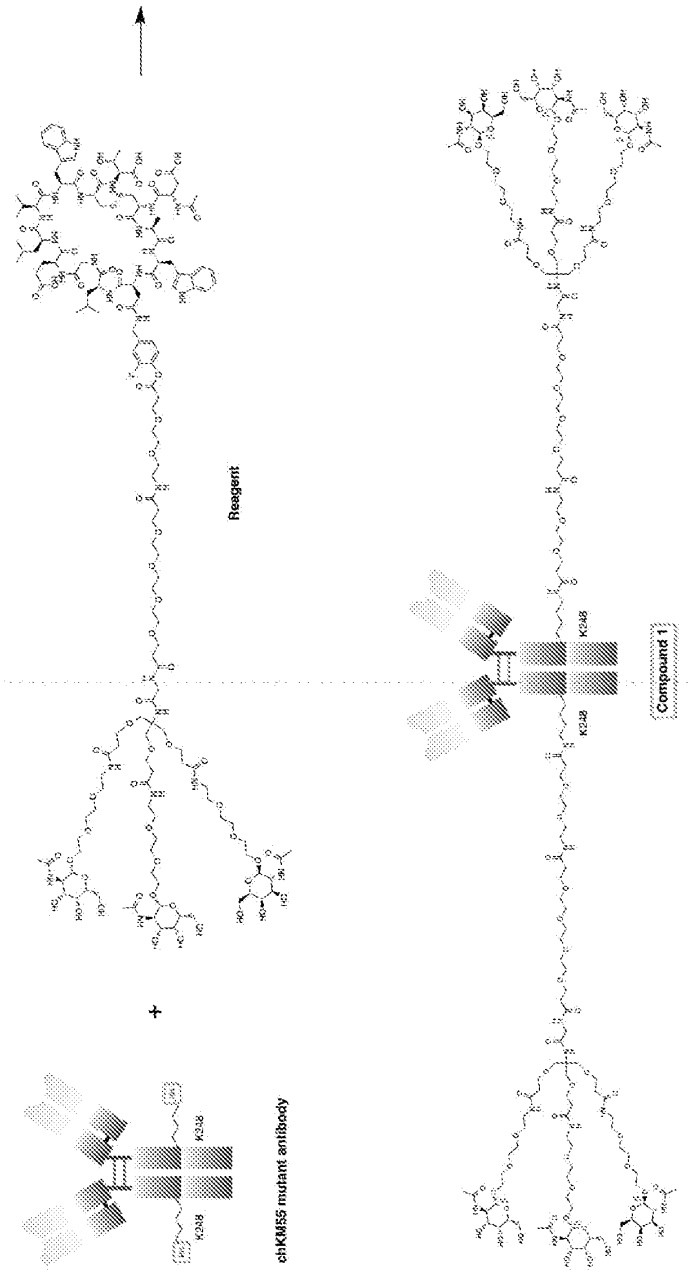
Reagent
+
chKM55 mutant antibody
K248
K248
Compound 1
K248
K248

SHEET 4

FIG. 4

TABLE 1
R-Groups for MATE reagents and bifunctional MoDE final compounds

MAT01A	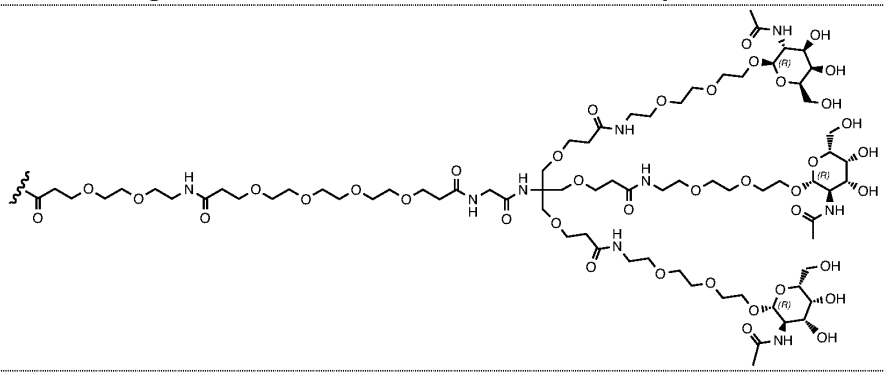
MAT01B	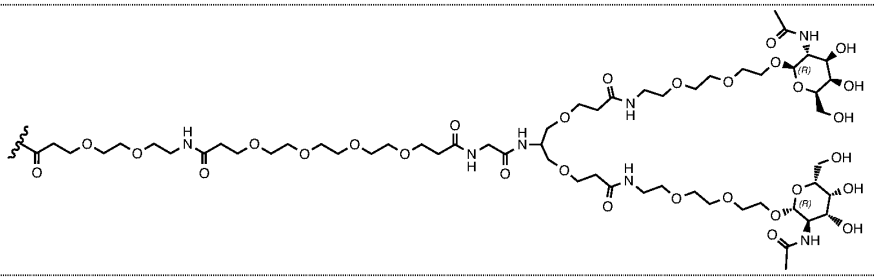
MAT01C	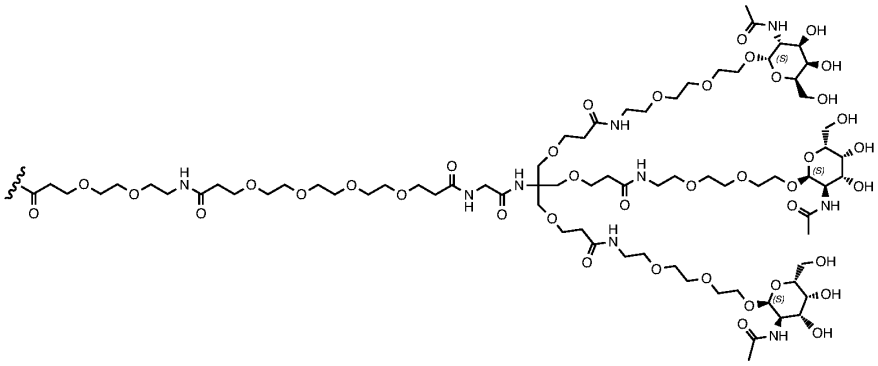
MAT01D	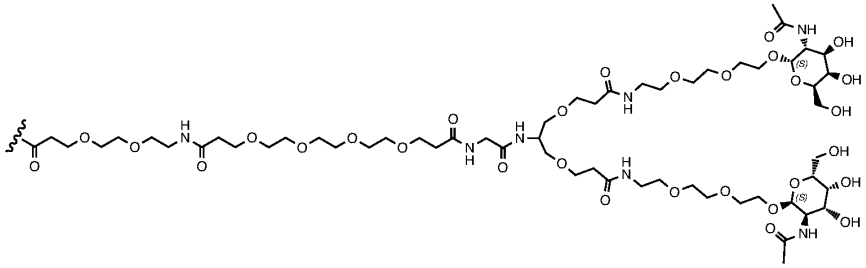

SHEET 5

FIG. 4 (CONT.)

TABLE 1
R-Groups for MATE reagents and bifunctional MoDE final compounds

MAT01E	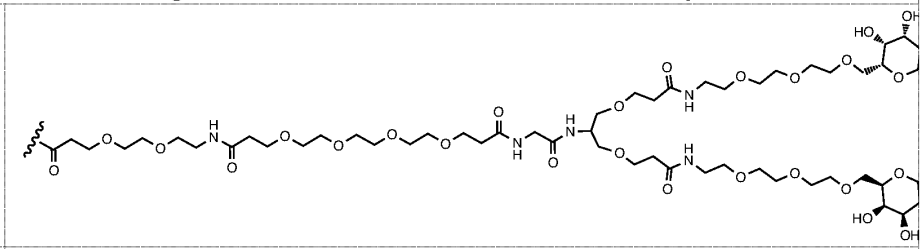
MAT01F	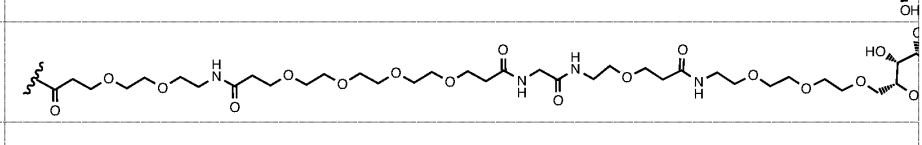
MAT01G	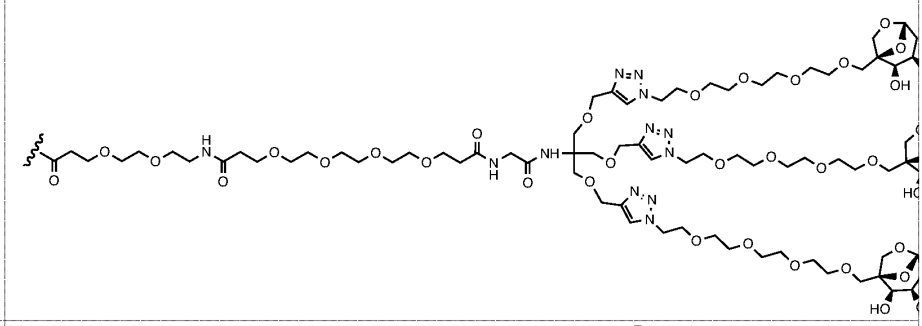
MAT01H	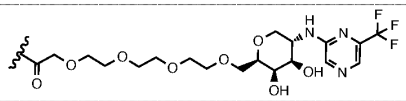
MAT01I	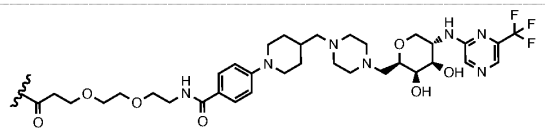
MAT01J	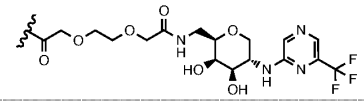
MAT01K	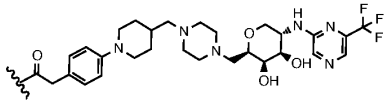

SHEET 6

FIG. 5

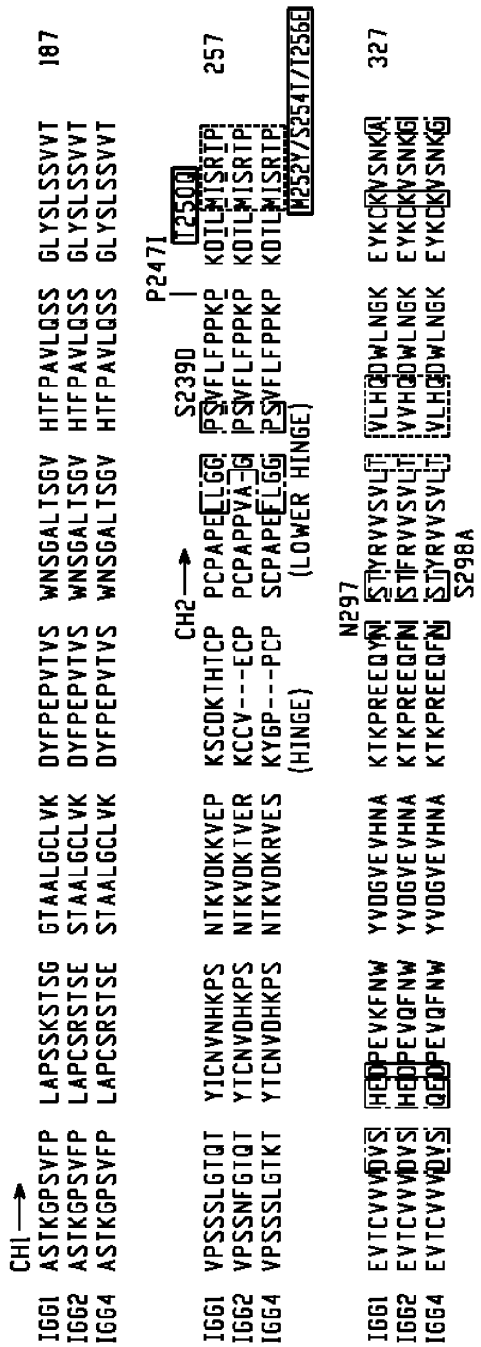
CH1
IGG1 ASTKGPSVFP LAPSSKSTSG GTAALGCLVK DYFPEPVTVS WNSGALTSGV HTFPAVLQSS GLYSLSSVVT 187
IGG2 ASTKGPSVFP LAPCSRSTSE STAALGCLVK DYFPEPVTVS WNSGALTSGV HTFPAVLQSS GLYSLSSVVT
IGG4 ASTKGPSVFP LAPCSRSTSE STAALGCLVK DYFPEPVTVS WNSGALTSGV HTFPAVLQSS GLYSLSSVVT
P247I
CH2
S239D
I250Q
M252Y/S254T/T256E
IGG1 VPSSSLGTQT YICNVNHKPS NTKVDKKVEP KSCDKTHTCP PCPAPELLGG PSVFLFPPKP KDTLMISRTP 257
IGG2 VPSSNFGTQT YTCNVDHKPS NTKVDKTVER KCCV---ECP PCPAPPVAGP PSVFLFPPKP KDTLMISRTP
IGG4 VPSSSLGTKT YTCNVDHKPS NTKVDKRVES KYGP---PCP SCPAPELLGG PSVFLFPPKP KDTLMISRTP
(HINGE) (LOWER HINGE)
N297
S298A
IGG1 EVTCVVVDVS HEDPEVKFNW YVDGVEVHNA KTKPREEQYN STYRVVSVLT VLHQDWLNGK EYKCKVSNKA 327
IGG2 EVTCVVVDVS HEDPEVQFNW YVDGVEVHNA KTKPREEQFN STFRVVSVLT VVHQDWLNGK EYKCKVSNKG
IGG4 EVTCVVVDVS QEDPEVQFNW YVDGVEVHNA KTKPREEQFN STYRVVSVLT VLHQDWLNGK EYKCKVSNKG
A330L
I332E
A339D/Q
CH3
IGG1 LPAPIEKTIS KAKGQPREPQ VYTLPPSRDE LTKNQVSLTC LVKGFYPSDI AVEWESNGQP ENNYKTTPPV 397
IGG2 LPAPIEKTIS KTKGQPREPQ VYTLPPSREE MTKNQVSLTC LVKGFYPSDI AVEWESNGQP ENNYKTTPPM
IGG4 LPSSIEKTIS KAKGQPREPQ VYTLPPSQEE MTKNQVSLTC LVKGFYPSDI AVEWESNGQP ENNYKTTPPV
E333A/K334A
M428L
H433K/N434Y
IGG1 LDSDGSFFLY SKLTVDKSRW QQGNVFSCSV MHEALHNHYT QKSLSLSPGK* 447
IGG2 LDSDGSFFLY SKLTVDKSRW QQGNVFSCSV MHEALHNHYT QKSLSLSPGK*
IGG4 LDSDGSFFLY SRLTVDKSRW QEGNVFSCSV MHEALHNHYT QKSLSLSLGK*
N434A

SHEET 7

FIG. 6

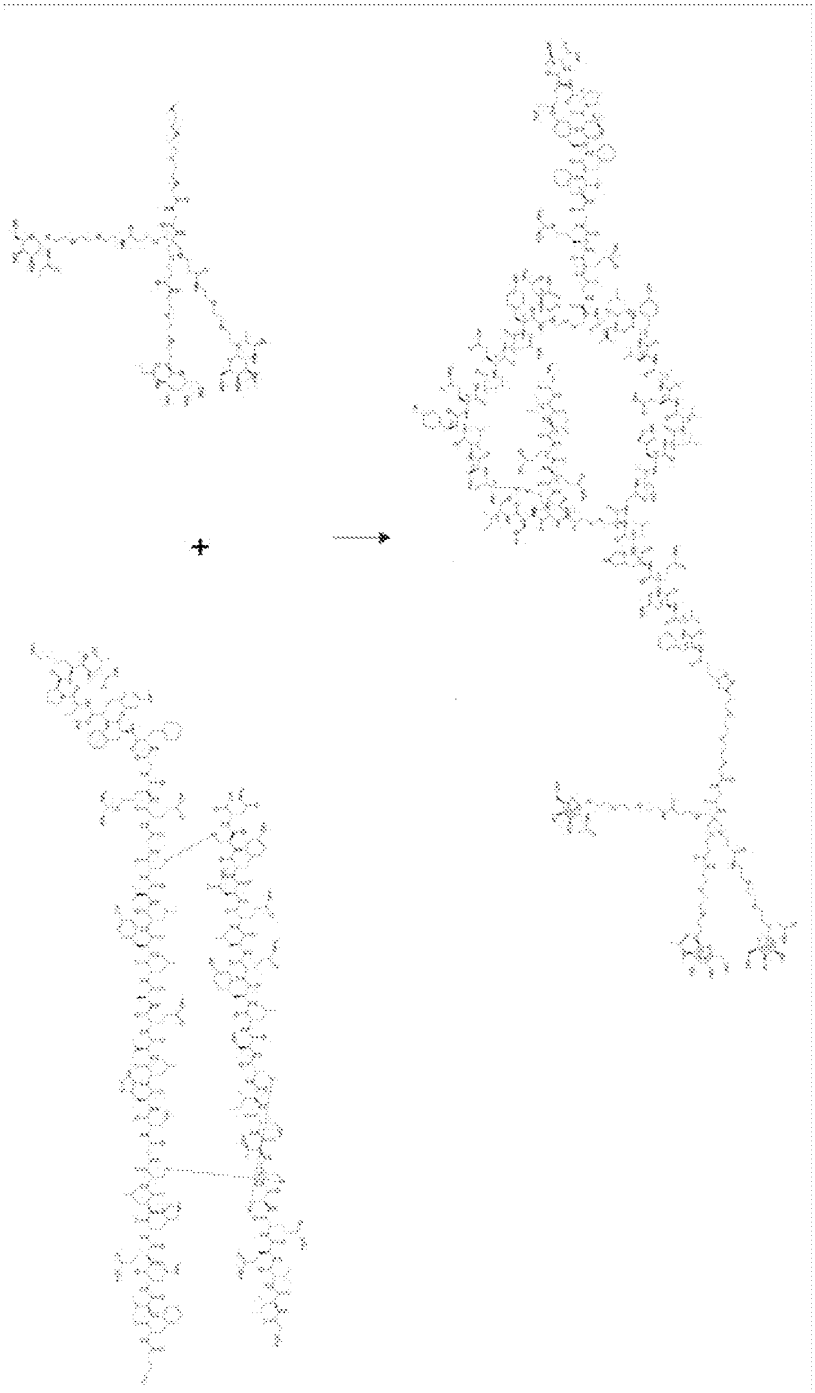

SHEET 8

FIG. 7A

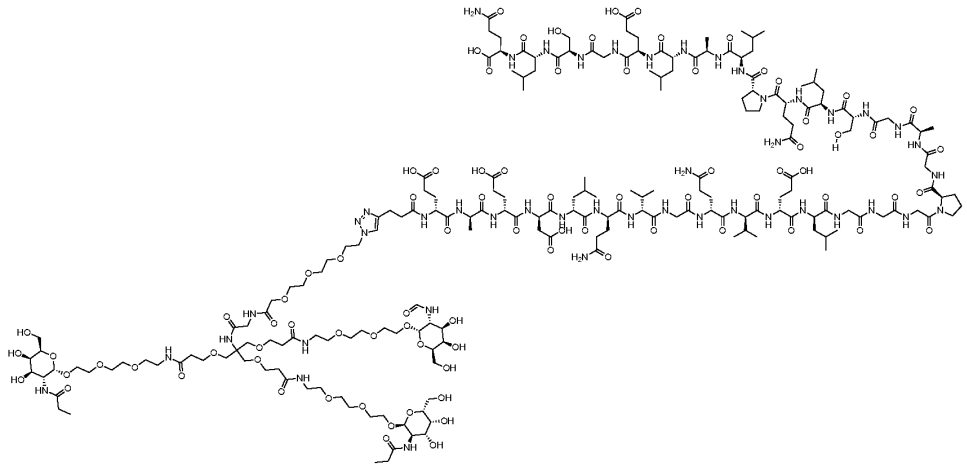

FIG. 7B

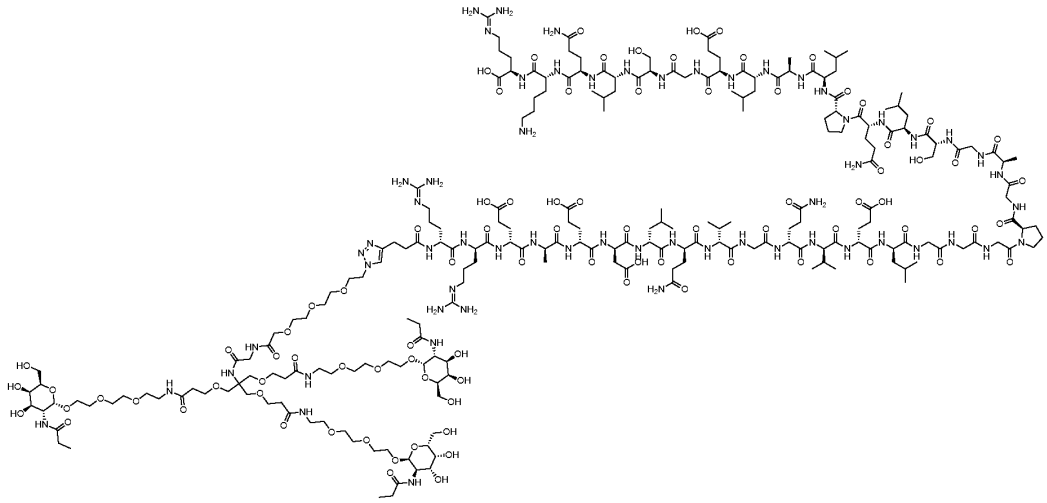

SHEET 9

FIG. 8A

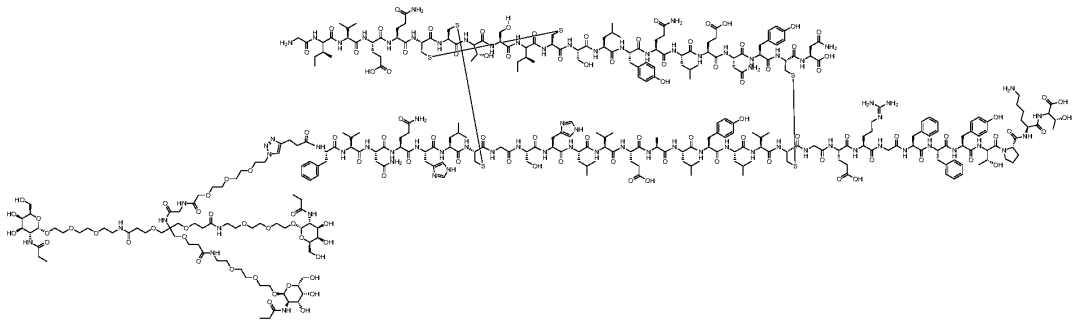

FIG. 8B

