COMPOUNDS AND METHODS FOR MODULATING SPLICING

CLAIM OF PRIORITY

This application claims priority to U.S. Application No. 63/238,691, filed on August 30, 2021; U.S. Application No. 63/238,694, filed on August 30, 2021; U.S. Application No. 63/282,906, filed on November 24, 2021; U.S. Application No. 63/283,132, filed on November 24, 2021; U.S. Application No. 63/393,205, filed on July 28, 2022; and U.S. Application No. 63/393,206, filed on July 28, 2022. The disclosure of each of the foregoing applications is incorporated herein by reference in its entirety.

BACKGROUND

Alternative splicing is a major source of protein diversity in higher eukaryotes and is frequently regulated in a tissue-specific or development stage-specific manner. Disease associated alternative splicing patterns in pre-mRNAs are often mapped to changes in splice site signals or sequence motifs and regulatory splicing factors (Faustino and Cooper (2003), *Genes Dev* 17(4):419-37). Current therapies to modulate RNA expression involve oligonucleotide targeting and gene therapy; however, each of these modalities exhibit unique challenges as currently presented. As such, there is a need for new technologies to modulate RNA expression, including the development of small molecule compounds that target splicing.

SUMMARY

The present disclosure features compounds and related compositions that, *inter alia*, modulate nucleic acid splicing, e.g., splicing of a pre-mRNA, as well as methods of use thereof. In an example, the compounds described herein are compounds of Formula (I) or (II) (e.g., a compound of Formulas (I-a), (I-b), (I-c), (I-d), (I-e), (I-f), (I-g), (I-h), (II-a), (II-b), (II-c), (II-d), (II-e), (II-f), (II-g), (II-h), (II-i), (II-j), (II-k), (II-l), or (II-m)) and pharmaceutically acceptable salts, solvates, hydrates, tautomers, or stereoisomers thereof. The present disclosure additionally provides methods of using the compounds of the disclosure (e.g., compounds of Formulas (I-a), (I-b), (I-c), (I-d), (I-e), (I-f), (I-g), (I-h), (II-a), (II-b), (II-c), (II-d), (II-e), (II-f), (II-g), (II-h), (II-i), (II-j), (II-k), (II-l), or (II-m), and pharmaceutically acceptable salts, solvates, hydrates, tautomers, stereoisomers thereof), and compositions thereof, e.g., to target, and in examples

bind or form a complex with, a nucleic acid (e.g., a pre-mRNA or nucleic acid component of a small nuclear ribonucleoprotein (snRNP) or spliceosome), a protein (e.g., a protein component of an snRNP or spliceosome, e.g., a member of the splicing machinery, e.g., one or more of the U1, U2, U4, U5, U6, U11, U12, U4atac, U6atac snRNPs), or a combination thereof. In another example, the compounds described herein may be used to alter the composition or structure of a nucleic acid (e.g., a pre-mRNA or mRNA (e.g., a pre-mRNA and the mRNA which arises from the pre-mRNA), e.g., by increasing or decreasing splicing at a splice site. In some examples, increasing or decreasing splicing results in modulating the level of a gene product (e.g., an RNA or protein) produced.

In another example, the compounds described herein may be used for the prevention and/or treatment of a disease, disorder, or condition, e.g., a disease, disorder or condition associated with splicing, e.g., alternative splicing. In some examples, the compounds described herein (e.g., compounds of Formulas (I-a), (I-b), (I-c), (I-d), (I-e), (I-f), (I-g), (I-h), (II-a), (II-b), (II-c), (II-d), (II-e), (II-f), (II-g), (II-h), (II-i), (II-j), (II-k), (II-l), or (II-m), and pharmaceutically acceptable salts, solvates, hydrates, tautomers, stereoisomers thereof) and compositions thereof are used for the prevention and/or treatment of a proliferative disease, disorder, or condition (e.g., a disease, disorder, or condition characterized by unwanted cell proliferation, e.g., a cancer or a benign neoplasm) in a subject. In some examples, the compounds described herein (e.g., compounds of Formulas (I-a), (I-b), (I-c), (I-d), (I-e), (I-f), (I-g), (I-h), (II-a), (II-b), (II-c), (II-d), (II-e), (II-f), (II-g), (II-h), (II-i), (II-j), (II-k), (II-l), or (II-m), and pharmaceutically acceptable salts, solvates, hydrates, tautomers, stereoisomers thereof) and compositions thereof are used for the prevention and/or treatment of a non-proliferative disease, disorder, or condition. In some examples, the compounds described herein (e.g., compounds of Formulas (I-a), (I-b), (I-c), (I-d), (I-e), (I-f), (I-g), (I-h), (II-a), (II-b), (II-c), (II-d), (II-e), (II-f), (II-g), (II-h), (II-i), (II-j), (II-k), (II-l), or (II-m), and pharmaceutically acceptable salts, solvates, hydrates, tautomers, stereoisomers thereof) and compositions thereof are used for the prevention and/or treatment of a neurological disease or disorder, an autoimmune disease or disorder, immunodeficiency disease or disorder, a lysosomal storage disease or disorder, a cardiovascular disease or disorder, a metabolic disease or disorder, a respiratory disease or disorder, a renal disease or disorder, or an infectious disease in a subject.

In an aspect, there is provided a compound of Formula (I):

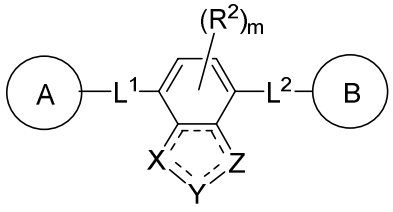

(I)

or a pharmaceutically acceptable salt, solvate, hydrate, tautomer, or stereoisomer thereof, wherein:

A and B are each independently cycloalkyl, heterocyclyl, aryl, or heteroaryl, each of which is optionally substituted with one or more R^1;

X, Y, and Z are each independently $C(R^{3a})$, $C(R^{3a})(R^{3b})$, N, $N(R^{3c})$, or O, wherein at least one of X, Y, and Z is N, $N(R^{3c})$, or O, and the bonds in the ring comprising X, Y, and Z may be single or double bonds as valency permits;

each of L^1 and L^2 is independently absent, C_1-C_6-alkylene, C_1-C_6-heteroalkylene, -O-, -C(O)-, $-N(R^4)-$, $-N(R^4)C(O)-$, or $-C(O)N(R^4)-$, wherein each alkylene and heteroalkylene is optionally substituted with one or more R^5;

each R^1 is independently hydrogen, C_1-C_6-alkyl, C_2-C_6-alkenyl, C_2-C_6-alkynyl, C_1-C_6-heteroalkyl, C_1-C_6-haloalkyl, cycloalkyl, heterocyclyl, aryl, C_1-C_6 alkylene-aryl, C_2-C_6 alkenylene-aryl, C_1-C_6 heteroalkylene-aryl, heteroaryl, C_1-C_6 alkylene-heteroaryl, C_1-C_6 heteroalkylene-heteroaryl, halo, cyano, oxo, $–OR^A$, $–NR^BR^C$, $–NR^BC(O)R^D$, $–NO_2$, $–C(O)NR^BR^C$, $–C(O)R^D$, $–C(O)OR^D$, $–SR^E$, or $–S(O)_xR^D$, wherein each alkyl, alkylene, alkenyl, alkynyl, heteroalkyl, haloalkyl, cycloalkyl, heterocyclyl, aryl, and heteroaryl is optionally substituted with one or more R^6; or

two R^1 groups, together with the atoms to which they are attached, form a 3-7-membered cycloalkyl, heterocyclyl, aryl, or heteroaryl, wherein each cycloalkyl, heterocyclyl, aryl, and heteroaryl is optionally substituted with one or more R^6;

each R^2 is independently hydrogen, C_1-C_6-alkyl, C_2-C_6-alkenyl, C_2-C_6-alkynyl, C_1-C_6-heteroalkyl, C_1-C_6-haloalkyl, halo, cyano, $–OR^A$, $–NR^BR^C$, $–C(O)R^D$, or $–C(O)OR^D$

R^{3a} and R^{3b} are each independently hydrogen, C_1-C_6-alkyl, C_2-C_6-alkenyl, C_2-C_6-alkynyl, C_1-C_6-heteroalkyl, C_1-C_6-haloalkyl, halo, cyano, $–OR^A$, $–NR^BR^C$, $–C(O)R^D$, or $–C(O)OR^D$; or

each of R^{3a} and R^{3b}, together with the carbon atom to which they are attached, form an oxo group;

R^{3c} is hydrogen, C_1-C_6-alkyl, C_2-C_6-alkenyl, C_2-C_6-alkynyl, C_1-C_6-heteroalkyl, C_1-C_6-haloalkyl, cycloalkyl, C_1-C_6 alkylene-cycloalkyl, heterocyclyl, C_1-C_6 alkylene-heterocyclyl, aryl, C_1-C_6 alkylene-aryl, heteroaryl, C_1-C_6 alkylene-heteroaryl, or $–C(O)R^D$, wherein each alkyl, alkylene, alkenyl, alkynyl, heteoalkyl, haloalkyl, cycloalkyl, heterocyclyl, aryl, and heteroaryl is optionally substituted with one or more R^8;

each R^4 is independently hydrogen, C_1-C_6-alkyl, C_1-C_6-heteroalkyl, or C_1-C_6-haloalkyl;

each R^5 is independently hydrogen, C_1-C_6-alkyl, C_1-C_6-heteroalkyl, C_1-C_6-haloalkyl, cycloalkyl, halo, cyano, oxo, $–OR^A$, $–NR^BR^C$, $–C(O)R^D$, or $–C(O)OR^D$;

each R^6 is independently C_1-C_6-alkyl, C_2-C_6-alkenyl, C_2-C_6-alkynyl, C_1-C_6-heteroalkyl, C_1-C_6-haloalkyl, cycloalkyl, heterocyclyl, aryl, heteroaryl, halo, cyano, oxo, $–OR^A$, $–NR^BR^C$, $–NR^BC(O)R^D$, $–NO_2$, $–C(O)NR^BR^C$, $–C(O)R^D$, $–C(O)OR^D$, $–SR^E$, or $–S(O)_xR^D$, wherein each alkyl, alkenyl, alkynyl, heteroalkyl, haloalkyl, cycloalkyl, heterocyclyl, aryl, and heteroaryl is optionally substituted with one or more R^{11};

each R^7 is C_1-C_6-alkyl, halo, cyano, oxo, or $–OR^{A1}$;

each R^8 is C_1-C_6-alkyl, C_2-C_6-alkenyl, C_2-C_6-alkynyl, C_1-C_6-heteroalkyl, C_1-C_6-haloalkyl, cycloalkyl, heterocyclyl, aryl, heteroaryl, halo, cyano, oxo, $–OR^A$, $–NR^BR^C$, $–NR^BC(O)R^D$, $–NO_2$, $–C(O)NR^BR^C$, $–C(O)R^D$, $–C(O)OR^D$, $–SR^E$, or $–S(O)_xR^D$, wherein each alkyl, alkenyl, alkynyl, heteroalkyl, haloalkyl, cycloalkyl, heterocyclyl, aryl, and heteroaryl is optionally substituted with one or more R^{12};

each R^{11} is independently C_1-C_6-alkyl, C_1-C_6-heteroalkyl, C_1-C_6-haloalkyl, cycloalkyl, heterocyclyl, aryl, heteroaryl, halo, cyano, oxo, or $–OR^A$;

each R^{12} is independently C_1-C_6-alkyl, C_1-C_6-heteroalkyl, C_1-C_6-haloalkyl, cycloalkyl, heterocyclyl, aryl, heteroaryl, halo, cyano, oxo, or $–OR^A$;

each R^A is independently hydrogen, C_1-C_6 alkyl, C_2-C_6 alkenyl, C_2-C_6 alkynyl, C_1-C_6 haloalkyl, C_1-C_6 haloalkyl, cycloalkyl, heterocyclyl, aryl, heteroaryl, C_1-C_6 alkylene-aryl, C_1-C_6 alkylene-heteroaryl, $–C(O)R^D$, or $–S(O)_xR^D$;

each of R^B and R^C is independently hydrogen, C_1-C_6 alkyl, C_2-C_6 alkenyl, C_2-C_6 alkynyl, C_1-C_6 heteroalkyl, C_1-C_6 haloalkyl, cycloalkyl, heterocyclyl, aryl, heteroaryl, $–C(O)R^D$, or $–S(O)_xR^D$; or

R^B and R^C together with the atom to which they are attached form a 3-7-membered heterocyclyl ring optionally substituted with one or more R^7;

each R^D is independently hydrogen, C_1-C_6 alkyl, C_2-C_6 alkenyl, C_2-C_6 alkynyl, C_1-C_6 heteroalkyl, C_1-C_6 haloalkyl, cycloalkyl, heterocyclyl, aryl, heteroaryl, C_1-C_6 alkylene-aryl, or C_1-C_6 alkylene-heteroaryl;

each R^{A1} is hydrogen or C_1-C_6-alkyl;

m is 0, 1, or 2; and

x is 0, 1, or 2.

In another example, the present disclosure features a compound of Formula (I):

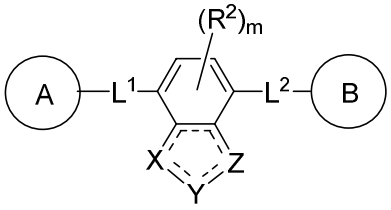

(I), or a pharmaceutically acceptable salt, solvate, hydrate, tautomer, or stereoisomer thereof, wherein A, B, X, Y, Z, L^1, L^2, R^2, m, and subvariables thereof are as described herein.

In another aspect, there is provided a compound of Formula (II):

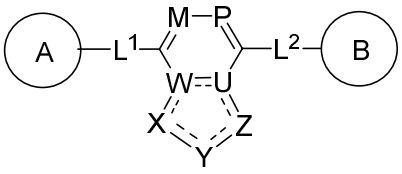

(II)

or a pharmaceutically acceptable salt, solvate, hydrate, tautomer, or stereoisomer thereof, wherein:

A and B are each independently cycloalkyl, heterocyclyl, aryl, or heteroaryl, each of which is optionally substituted with one or more R^1;

M and P are each independently $C(R^2)$ or N;

U and W are each independently C or N;

X, Y, and Z are each independently $C(R^{3a})$, N, $N(R^{3c})$, O, or S, wherein at least one of X, Y, and Z is N or $N(R^{3c})$, and the bonds in the ring comprising U, W, X, Y, and Z may be single or double bonds as valency permits;

each of L^1 and L^2 is independently absent, C_1-C_6-alkylene, C_1-C_6-heteroalkylene, -O-, -C(O)-, $-N(R^4)$-, $-N(R^4)C(O)$-, or $-C(O)N(R^4)$-, wherein each alkylene and heteroalkylene is optionally substituted with one or more R^5;

each R^1 is independently hydrogen, C_1-C_6-alkyl, C_2-C_6-alkenyl, C_2-C_6-alkynyl, C_1-C_6-heteroalkyl, C_1-C_6-haloalkyl, cycloalkyl, heterocyclyl, aryl, C_1-C_6 alkylene-aryl, C_2-C_6 alkenylene-aryl, C_1-C_6 alkylene-heteroaryl, heteroaryl, halo, cyano, oxo, $–OR^A$, $–NR^BR^C$, $–NR^BC(O)R^D$, $–NO_2$, $–C(O)NR^BR^C$, $–C(O)R^D$, $–C(O)OR^D$, or $–S(O)_xR^D$, wherein each alkyl, alkylene, alkenyl, alkynyl, heteroalkyl, haloalkyl, cycloalkyl, heterocyclyl, aryl, and heteroaryl is optionally substituted with one or more R^6; or

two R^1 groups, together with the atoms to which they are attached, form a 3-7-membered cycloalkyl, heterocyclyl, aryl, or heteroaryl, wherein each cycloalkyl, heterocyclyl, aryl, and heteroaryl is optionally substituted with one or more R^6;

each R^2 is independently hydrogen, C_1-C_6-alkyl, C_2-C_6-alkenyl, C_2-C_6-alkynyl, C_1-C_6-heteroalkyl, C_1-C_6-haloalkyl, halo, cyano, or $–OR^A$;

R^{3a} is hydrogen, C_1-C_6-alkyl, C_2-C_6-alkenyl, C_2-C_6-alkynyl, C_1-C_6-heteroalkyl, C_1-C_6-haloalkyl, halo, cyano, $–OR^A$, $–NR^B R^C$,$–NR^BC(O)R^D$, $–NO_2$, $–C(O)NR^BR^C$, $–C(O)OR^D$, or $–S(O)_xR^D$, or $–C(O)R^D$;

R^{3c} is hydrogen, C_1-C_6-alkyl, C_2-C_6-alkenyl, C_2-C_6-alkynyl, C_1-C_6-heteroalkyl, C_1-C_6-haloalkyl, cycloalkyl, C_1-C_6 alkylene-cycloalkyl, heterocyclyl, C_1-C_6 alkylene-heterocyclyl, aryl, C_1-C_6 alkylene-aryl, heteroaryl, C_1-C_6 alkylene-heteroaryl, or $–C(O)R^D$, wherein each alkyl, alkylene, alkenyl, alkynyl, heteoalkyl, haloalkyl, cycloalkyl, heterocyclyl, aryl, and heteroaryl is optionally substituted with one or more R^8;

each R^4 is independently hydrogen, C_1-C_6-alkyl, C_1-C_6-heteroalkyl, or C_1-C_6-haloalkyl;

each R^5 is independently hydrogen, C_1-C_6-alkyl, C_1-C_6-heteroalkyl, C_1-C_6-haloalkyl, cycloalkyl, halo, cyano, oxo, $–OR^A$, $–NR^BR^C$, $–C(O)R^D$, or $–C(O)OR^D$;

each R^6 is independently C_1-C_6-alkyl, C_2-C_6-alkenyl, C_2-C_6-alkynyl, C_1-C_6-heteroalkyl, C_1-C_6-haloalkyl, cycloalkyl, heterocyclyl, aryl, heteroaryl, halo, cyano, oxo, $–OR^A$, $–NR^BR^C$, $–NR^BC(O)R^D$, $–NO_2$, $–C(O)NR^BR^C$, $–C(O)R^D$, $–C(O)OR^D$, or $–S(O)_xR^D$, wherein each alkyl, alkenyl, alkynyl, heteroalkyl, haloalkyl, cycloalkyl, heterocyclyl, aryl, and heteroaryl is optionally substituted with one or more R^{11};

each R^A is independently hydrogen, C_1-C_6 alkyl, C_2-C_6 alkenyl, C_2-C_6 alkynyl, C_1-C_6 heteroalkyl, C_1-C_6 haloalkyl, aryl, heteroaryl, C_1-C_6 alkylene-aryl, C_1-C_6 alkylene-heteroaryl, $–C(O)R^D$, or $–S(O)_xR^D$;

each of R^B and R^C is independently hydrogen, C_1-C_6 alkyl, C_2-C_6 alkenyl, C_2-C_6 alkynyl, C_1-C_6 heteroalkyl, C_1-C_6 haloalkyl, cycloalkyl, heterocyclyl, aryl, heteroaryl, C_1-C_6 alkylene-aryl, or C_1-C_6 alkylene-heteroaryl, $–OR^A$, $–C(O)NR^BR^C$, $–C(O)R^D$, $–C(O)OR^D$, or $–S(O)_xR^D$; or

R^B and R^C together with the atom to which they are attached form a 3-7-membered heterocyclyl ring optionally substituted with one or more R^7;

each R^D is independently hydrogen, C_1-C_6 alkyl, C_2-C_6 alkenyl, C_2-C_6 alkynyl, C_1-C_6 heteroalkyl, C_1-C_6 haloalkyl, cycloalkyl, heterocyclyl, aryl, heteroaryl, C_1-C_6 alkylene-aryl, or C_1-C_6 alkylene-heteroaryl;

each R^7 is C_1-C_6-alkyl, halo, cyano, oxo, or $–OR^{A1}$;

each R^{11} is independently C_1-C_6-alkyl, C_1-C_6-heteroalkyl, C_1-C_6-haloalkyl, cycloalkyl, heterocyclyl, aryl, heteroaryl, halo, cyano, oxo, or $–OR^A$;

each R^{A1} is hydrogen or C_1-C_6-alkyl; and

x is 0, 1, or 2.

In another example, the present disclosure features a compound of Formula (II):

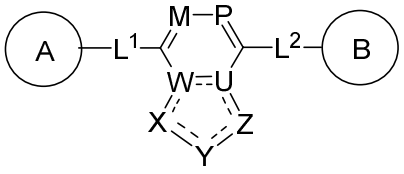

(II), or a pharmaceutically acceptable salt, solvate, hydrate, tautomer, or stereoisomer thereof, wherein A, B, M, P, W, U, X, Y, Z, L^1, L^2, and subvariables thereof are as described herein

In another aspect, there is provided a pharmaceutical composition comprising a compound as defined above and a pharmaceutically acceptable excipient.

In another example, the present disclosure provides pharmaceutical compositions comprising a compound of Formula (I) or (II) (e.g., a compound of Formulas (I-a), (I-b), (I-c), (I-d), (I-e), (I-f), (I-g), (I-h), or (I-i)), or a pharmaceutically acceptable salt, solvate, hydrate, tautomer, or stereoisomer thereof, and optionally a pharmaceutically acceptable excipient. In an examples, the pharmaceutical compositions described herein include an effective amount (e.g., a therapeutically effective amount) of a compound of Formula (I) or (II) (e.g., a compound of Formulas (I-a), (I-b), (I-c), (I-d), (I-e), (I-f), (I-g), (I-h), (II-a), (II-b), (II-c), (II-d), (II-e), (II-f), (II-g), (II-h), (II-i), (II-j), (II-k), (II-l), or (II-m)), or a pharmaceutically acceptable salt, solvate, hydrate, tautomer, or stereoisomer thereof.

In another aspect, there is provided a method of forming a complex comprising a component of a spliceosome (e.g., a major spliceosome component or a minor spliceosome component), a nucleic acid (e.g., a DNA, RNA, e.g., a pre-mRNA), and a compound of Formula (I) or (II) or a composition thereof as defined above:

comprising contacting the nucleic acid (e.g., a DNA, RNA, e.g., a pre-mRNA) with a compound of Formula (I) or (II).

In another aspect, there is provided a method of altering the conformation of a nucleic acid (e.g., a DNA, RNA, e.g., a pre-mRNA) comprising contacting the nucleic acid with a compound of Formula (I) or (II) as defined above, or the pharmaceutical composition as defined above.

In another example, the present disclosure provides methods for modulating splicing, e.g., splicing of a nucleic acid (e.g., a DNA or RNA, e.g., a pre-mRNA) with a compound of Formula (I) or (II) (e.g., a compound of Formulas (I-a), (I-b), (I-c), (I-d), (I-e), (I-f), (I-g), (I-h), (II-a), (II-b), (II-c), (II-d), (II-e), (II-f), (II-g), (II-h), (II-i), (II-j), (II-k), (II-l), or (II-m)) or a pharmaceutically acceptable salt, solvate, hydrate, tautomer, or stereoisomer thereof. In another example, the present disclosure provides compositions for use in modulating splicing, e.g., splicing of a nucleic acid (e.g., a DNA or RNA, e.g., a pre-mRNA) with a compound of Formula (I) or (II) (e.g., a compound of Formulas (I-a), (I-b), (I-c), (I-d), (I-e), (I-f), (I-g), (I-h), (II-a), (II-b), (II-c), (II-d), (II-e), (II-f), (II-g), (II-h), (II-i), (II-j), (II-k), (II-l), or (II-m)) or a pharmaceutically

acceptable salt, solvate, hydrate, tautomer, or stereoisomer thereof. Modulation of splicing may comprise impacting any step involved in splicing and may include an event upstream or downstream of a splicing event. For example, in some examples, the compound of Formula (I) or (II) binds to a target, e.g., a target nucleic acid (e.g., DNA or RNA, e.g., a precursor RNA, e.g., a pre-mRNA), a target protein, or combination thereof (e.g., an snRNP and a pre-mRNA). A target may include a splice site in a pre-mRNA or a component of the splicing machinery, such as the U1 snRNP. In some examples, the compound of Formula (I) or (II) alters a target nucleic acid (e.g., DNA or RNA, e.g., a precursor RNA, e.g., a pre-mRNA), target protein, or combination thereof. In some examples, the compound of Formula (I) or (II) increases or decreases splicing at a splice site on a target nucleic acid (e.g., an RNA, e.g., a precursor RNA, e.g., a pre-mRNA) by about 0.5% or more (e.g., about 1%, 2%, 3%, 4%, 5%, 10%, 20%, 30%, 40%, 50%, 75%, 90%, 95%, or more), relative to a reference (e.g., the absence of a compound of Formula (I) or (II), e.g., in a healthy or diseased cell or tissue). In some examples, the presence of a compound of Formula (I) or (II) results an increase or decrease of transcription of a target nucleic acid (e.g., an RNA) by about 0.5% or more (e.g., about 1%, 2%, 3%, 4%, 5%, 10%, 20%, 30%, 40%, 50%, 75%, 90%, 95%, or more), relative to a reference (e.g., the absence of a compound of Formula (I) or (II), e.g., in a healthy or diseased cell or tissue).

In another aspect, there is provided a use of a compound of Formula (I) or (II) as defined above or the pharmaceutical composition as defined above in the manufacture of a medicament for treating a disease or disorder in a subject.

In another aspect, there is provided a compound of Formula (I) or (II) as defined above or the pharmaceutical composition as defined above for use in therapy

In another example, the present disclosure provides methods for preventing and/or treating a disease, disorder, or condition in a subject by administering a compound of Formula (I) or (II) (e.g., a compound of Formulas (I-a), (I-b), (I-c), (I-d), (I-e), (I-f), (I-g), (I-h), (II-a), (II-b), (II-c), (II-d), (II-e), (II-f), (II-g), (II-h), (II-i), (II-j), (II-k), (II-l), or (II-m)) or a pharmaceutically acceptable salt, solvate, hydrate, tautomer, or stereoisomer thereof, or related compositions. In some examples, the disease or disorder entails unwanted or aberrant splicing. In some examples, the disease or disorder is a proliferative disease, disorder, or condition. Exemplary proliferative diseases include cancer, a benign neoplasm, or angiogenesis.

In other examples, the present disclosure provides methods for treating and/or preventing a non-proliferative disease, disorder, or condition. In still other examples, the present disclosure provides methods for treating and/or preventing a neurological disease or disorder, autoimmune disease or disorder, immunodeficiency disease or disorder, lysosomal storage disease or disorder, cardiovascular disease or disorder, metabolic disease or disorder, respiratory disease or disorder, renal disease or disorder, or infectious disease.

In another example, the present disclosure provides methods of down-regulating the expression of (e.g., the level of or the rate of production of) a target protein with a compound of Formula (I) or (II) (e.g., a compound of Formulas (I-a), (I-b), (I-c), (I-d), (I-e), (I-f), (I-g), (I-h), (II-a), (II-b), (II-c), (II-d), (II-e), (II-f), (II-g), (II-h), (II-i), (II-j), (II-k), (II-l), or (II-m)) or a pharmaceutically acceptable salt, solvate, hydrate, tautomer, or stereoisomer thereof in a biological sample or subject. In another example, the present disclosure provides methods of up-regulating the expression of (e.g., the level of or the rate of production of) a target protein with a compound of Formula (I) or (II) (e.g., a compound of Formulas (I-a), (I-b), (I-c), (I-d), (I-e), (I-f), (I-g), (I-h), (II-a), (II-b), (II-c), (II-d), (II-e), (II-f), (II-g), (II-h), (II-i), (II-j), (II-k), (II-l), or (II-m)) or a pharmaceutically acceptable salt, solvate, hydrate, tautomer, or stereoisomer thereof in a biological sample or subject. In another example, the present disclosure provides methods of altering the isoform of a target protein with a compound of Formula (I) or (II) (e.g., a compound of Formulas (I-a), (I-b), (I-c), (I-d), (I-e), (I-f), (I-g), (I-h), (II-a), (II-b), (II-c), (II-d), (II-e), (II-f), (II-g), (II-h), (II-i), (II-j), (II-k), (II-l), or (II-m))) or a pharmaceutically acceptable salt, solvate, hydrate, tautomer, or stereoisomer thereof in a biological sample or subject. Another example of the disclosure relates to methods of inhibiting the activity of a target protein in a biological sample or subject. In some examples, administration of a compound of Formula (I) or (II) to a biological sample, a cell, or a subject comprises inhibition of cell growth or induction of cell death.

In another example, the present disclosure provides compositions for use in preventing and/or treating a disease, disorder, or condition in a subject by administering a compound of Formula (I) or (II) (e.g., a compound of Formulas (I-a), (I-b), (I-c), (I-d), (I-e), (I-f), (I-g), (I-h), (II-a), (II-b), (II-c), (II-d), (II-e), (II-f), (II-g), (II-h), (II-i), (II-j), (II-k), (II-l), or (II-m)) or a pharmaceutically acceptable salt, solvate, hydrate, tautomer, or stereoisomer thereof, or related compositions. In some examples, the disease or disorder entails unwanted or aberrant splicing. In some examples, the disease or disorder is a proliferative disease, disorder, or condition. Exemplary proliferative diseases include cancer, a benign neoplasm, or angiogenesis. In other examples, the present disclosure provides methods for treating and/or preventing a non-proliferative disease, disorder, or condition. In still other examples, the present disclosure provides methods for treating and/or preventing a neurological disease or disorder, autoimmune disease or disorder, immunodeficiency disease or disorder, lysosomal storage

disease or disorder, cardiovascular disease or disorder, metabolic disease or disorder, respiratory disease or disorder, renal disease or disorder, or infectious disease.

In another example, the present disclosure provides compositions for use in down-regulating the expression of (e.g., the level of or the rate of production of) a target protein with a compound of Formula (I) or (II) (e.g., a compound of Formulas (I-a), (I-b), (I-c), (I-d), (I-e), (I-f), (I-g), (I-h), (II-a), (II-b), (II-c), (II-d), (II-e), (II-f), (II-g), (II-h), (II-i), (II-j), (II-k), (II-l), or (II-m)) or a pharmaceutically acceptable salt, solvate, hydrate, tautomer, or stereoisomer thereof in a biological sample or subject. In another example, the present disclosure provides compositions for use in up-regulating the expression of (e.g., the level of or the rate of production of) a target protein with a compound of Formula (I) or (II) (e.g., a compound of Formulas (I-a), (I-b), (I-c), (I-d), (I-e), (I-f), (I-g), (I-h), (II-a), (II-b), (II-c), (II-d), (II-e), (II-f), (II-g), (II-h), (II-i), (II-j), (II-k), (II-l), or (II-m)) or a pharmaceutically acceptable salt, solvate, hydrate, tautomer, or stereoisomer thereof in a biological sample or subject. In another example, the present disclosure provides compositions for use in altering the isoform of a target protein with a compound of Formula (I) or (II) (e.g., a compound of Formulas (I-a), (I-b), (I-c), (I-d), (I-e), (I-f), (I-g), (I-h), (II-a), (II-b), (II-c), (II-d), (II-e), (II-f), (II-g), (II-h), (II-i), (II-j), (II-k), (II-l), or (II-m))) or a pharmaceutically acceptable salt, solvate, hydrate, tautomer, or stereoisomer thereof in a biological sample or subject. Another example of the disclosure relates to compositions for use in inhibiting the activity of a target protein in a biological sample or subject. In some examples, administration of a compound of Formula (I) or (II) to a biological sample, a cell, or a subject comprises inhibition of cell growth or induction of cell death.

In another example, the present disclosure features kits comprising a container with a compound of Formula (I) or (II) (e.g., a compound of Formulas (I-a), (I-b), (I-c), (I-d), (I-e), (I-f), (I-g), (I-h), (II-a), (II-b), (II-c), (II-d), (II-e), (II-f), (II-g), (II-h), (II-i), (II-j), (II-k), (II-l), or (II-m)), or a pharmaceutically acceptable salt, solvate, hydrate, tautomer, stereoisomer thereof, or a pharmaceutical composition thereof. In certain examples, the kits described herein further include instructions for administering the compound of Formula (I) or (II) or the pharmaceutically acceptable salt, solvate, hydrate, tautomer, stereoisomer thereof, or the pharmaceutical composition thereof.

In any and all examples of the present disclosure, in some examples, the compound, target nucleic acid (e.g., DNA, RNA, e.g., pre-mRNA), or target protein described herein is a

compound, target nucleic acid (e.g., DNA, RNA, e.g., pre-mRNA), or target protein other than a compound, target nucleic acid (e.g., DNA, RNA, e.g., pre-mRNA), or target protein described one of U.S. Patent No. 8,729,263, U.S. Publication No. 2015/0005289, WO 2014/028459, WO 2016/128343, WO 2016/196386, WO 2017/100726, WO 2018/232039, WO 2018/098446, WO 2019/028440, WO 2019/060917, WO 2019/199972, and WO 2021/174165. In some examples, the compound, target nucleic acid (e.g., DNA, RNA, e.g., pre-mRNA), or target protein described herein is a compound, target nucleic acid (e.g., DNA, RNA, e.g., pre-mRNA), or target protein described one of U.S. Patent No. 8,729,263, U.S. Publication No. 2015/0005289, WO 2014/028459, WO 2016/128343, WO 2016/196386, WO 2017/100726, WO 2018/232039, WO 2018/098446, WO 2019/028440, WO 2019/060917, WO 2019/199972, and and WO 2021/174165, each of which is incorporated herein by reference in its entirety.

The details of one or more examplesof the disclosure are set forth herein. Other features, objects, and advantages of the disclosure will be apparent from the **Detailed Description**, the **Examples**, and the **Claims**.

DETAILED DESCRIPTION

Selected Chemical Definitions

Definitions of specific functional groups and chemical terms are described in more detail below. The chemical elements are identified in accordance with the Periodic Table of the Elements, CAS version, *Handbook of Chemistry and Physics*, 75th Ed., inside cover, and specific functional groups are generally defined as described therein. Additionally, general principles of organic chemistry, as well as specific functional moieties and reactivity, are described in Thomas Sorrell, *Organic Chemistry*, University Science Books, Sausalito, 1999; Smith and March, *March's Advanced Organic Chemistry*, 5th Edition, John Wiley & Sons, Inc., New York, 2001; Larock, *Comprehensive Organic Transformations*, VCH Publishers, Inc., New York, 1989; and Carruthers, *Some Modern Methods of Organic Synthesis*, 3rd Edition, Cambridge University Press, Cambridge, 1987.

The abbreviations used herein have their conventional meaning within the chemical and biological arts. The chemical structures and formulae set forth herein are constructed according to the standard rules of chemical valency known in the chemical arts.

CLAIMS

1. A compound of Formula (I):

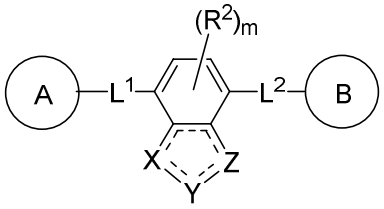

(I)

or a pharmaceutically acceptable salt, solvate, hydrate, tautomer, or stereoisomer thereof, wherein:

A and B are each independently cycloalkyl, heterocyclyl, aryl, or heteroaryl, each of which is optionally substituted with one or more R^1;

X, Y, and Z are each independently $C(R^{3a})$, $C(R^{3a})(R^{3b})$, N, $N(R^{3c})$, or O, wherein at least one of X, Y, and Z is N, $N(R^{3c})$, or O, and the bonds in the ring comprising X, Y, and Z may be single or double bonds as valency permits;

each of L^1 and L^2 is independently absent, C_1-C_6-alkylene, C_1-C_6-heteroalkylene, -O-, -C(O)-, $-N(R^4)$-, $-N(R^4)C(O)$-, or $-C(O)N(R^4)$-, wherein each alkylene and heteroalkylene is optionally substituted with one or more R^5;

each R^1 is independently hydrogen, C_1-C_6-alkyl, C_2-C_6-alkenyl, C_2-C_6-alkynyl, C_1-C_6-heteroalkyl, C_1-C_6-haloalkyl, cycloalkyl, heterocyclyl, aryl, C_1-C_6 alkylene-aryl, C_2-C_6 alkenylene-aryl, C_1-C_6 heteroalkylene-aryl, heteroaryl, C_1-C_6 alkylene-heteroaryl, C_1-C_6 heteroalkylene-heteroaryl, halo, cyano, oxo, $–OR^A$, $–NR^BR^C$, $–NR^BC(O)R^D$, $–NO_2$, $–C(O)NR^BR^C$, $–C(O)R^D$, $–C(O)OR^D$, $–SR^E$, or $–S(O)_xR^D$, wherein each alkyl, alkylene, alkenyl, alkynyl, heteroalkyl, haloalkyl, cycloalkyl, heterocyclyl, aryl, and heteroaryl is optionally substituted with one or more R^6; or

two R^1 groups, together with the atoms to which they are attached, form a 3-7-membered cycloalkyl, heterocyclyl, aryl, or heteroaryl, wherein each cycloalkyl, heterocyclyl, aryl, and heteroaryl is optionally substituted with one or more R^6;

each R^2 is independently hydrogen, C_1-C_6-alkyl, C_2-C_6-alkenyl, C_2-C_6-alkynyl, C_1-C_6-heteroalkyl, C_1-C_6-haloalkyl, halo, cyano, $–OR^A$, $–NR^BR^C$, $–C(O)R^D$, or $–C(O)OR^D$

R^{3a} and R^{3b} are each independently hydrogen, C_1-C_6-alkyl, C_2-C_6-alkenyl, C_2-C_6-alkynyl, C_1-C_6-heteroalkyl, C_1-C_6-haloalkyl, halo, cyano, $–OR^A$, $–NR^BR^C$, $–C(O)R^D$, or $–C(O)OR^D$; or

each of R^{3a} and R^{3b}, together with the carbon atom to which they are attached, form an oxo group;

R^{3c} is hydrogen, C_1-C_6-alkyl, C_2-C_6-alkenyl, C_2-C_6-alkynyl, C_1-C_6-heteroalkyl, C_1-C_6-haloalkyl, cycloalkyl, C_1-C_6 alkylene-cycloalkyl, heterocyclyl, C_1-C_6 alkylene-heterocyclyl, aryl, C_1-C_6 alkylene-aryl, heteroaryl, C_1-C_6 alkylene-heteroaryl, or $–C(O)R^D$, wherein each alkyl, alkylene, alkenyl, alkynyl, heteoalkyl, haloalkyl, cycloalkyl, heterocyclyl, aryl, and heteroaryl is optionally substituted with one or more R^8;

each R^4 is independently hydrogen, C_1-C_6-alkyl, C_1-C_6-heteroalkyl, or C_1-C_6-haloalkyl;

each R^5 is independently hydrogen, C_1-C_6-alkyl, C_1-C_6-heteroalkyl, C_1-C_6-haloalkyl, cycloalkyl, halo, cyano, oxo, $–OR^A$, $–NR^BR^C$, $–C(O)R^D$, or $–C(O)OR^D$;

each R^6 is independently C_1-C_6-alkyl, C_2-C_6-alkenyl, C_2-C_6-alkynyl, C_1-C_6-heteroalkyl, C_1-C_6-haloalkyl, cycloalkyl, heterocyclyl, aryl, heteroaryl, halo, cyano, oxo, $–OR^A$, $–NR^BR^C$, $–NR^BC(O)R^D$, $–NO_2$, $–C(O)NR^BR^C$, $–C(O)R^D$, $–C(O)OR^D$, $–SR^E$, or $–S(O)_xR^D$, wherein each alkyl, alkenyl, alkynyl, heteroalkyl, haloalkyl, cycloalkyl, heterocyclyl, aryl, and heteroaryl is optionally substituted with one or more R^{11};

each R^7 is C_1-C_6-alkyl, halo, cyano, oxo, or $–OR^{A1}$;

each R^8 is C_1-C_6-alkyl, C_2-C_6-alkenyl, C_2-C_6-alkynyl, C_1-C_6-heteroalkyl, C_1-C_6-haloalkyl, cycloalkyl, heterocyclyl, aryl, heteroaryl, halo, cyano, oxo, $–OR^A$, $–NR^BR^C$, $–NR^BC(O)R^D$, $–NO_2$, $–C(O)NR^BR^C$, $–C(O)R^D$, $–C(O)OR^D$, $–SR^E$, or $–S(O)_xR^D$, wherein each alkyl, alkenyl, alkynyl, heteroalkyl, haloalkyl, cycloalkyl, heterocyclyl, aryl, and heteroaryl is optionally substituted with one or more R^{12};

each R^{11} is independently C_1-C_6-alkyl, C_1-C_6-heteroalkyl, C_1-C_6-haloalkyl, cycloalkyl, heterocyclyl, aryl, heteroaryl, halo, cyano, oxo, or $–OR^A$;

each R^{12} is independently C_1-C_6-alkyl, C_1-C_6-heteroalkyl, C_1-C_6-haloalkyl, cycloalkyl, heterocyclyl, aryl, heteroaryl, halo, cyano, oxo, or $–OR^A$;

each R^A is independently hydrogen, C_1-C_6 alkyl, C_2-C_6 alkenyl, C_2-C_6 alkynyl, C_1-C_6 haloalkyl, C_1-C_6 haloalkyl, cycloalkyl, heterocyclyl, aryl, heteroaryl, C_1-C_6 alkylene-aryl, C_1-C_6 alkylene-heteroaryl, $–C(O)R^D$, or $–S(O)_xR^D$;

each of R^B and R^C is independently hydrogen, C_1-C_6 alkyl, C_2-C_6 alkenyl, C_2-C_6 alkynyl, C_1-C_6 heteroalkyl, C_1-C_6 haloalkyl, cycloalkyl, heterocyclyl, aryl, heteroaryl, $–C(O)R^D$, or $–S(O)_xR^D$; or

R^B and R^C together with the atom to which they are attached form a 3-7-membered heterocyclyl ring optionally substituted with one or more R^7;

each R^D is independently hydrogen, C_1-C_6 alkyl, C_2-C_6 alkenyl, C_2-C_6 alkynyl, C_1-C_6 heteroalkyl, C_1-C_6 haloalkyl, cycloalkyl, heterocyclyl, aryl, heteroaryl, C_1-C_6 alkylene-aryl, or C_1-C_6 alkylene-heteroaryl;

each R^{A1} is hydrogen or C_1-C_6-alkyl;

m is 0, 1, or 2; and

x is 0, 1, or 2.

2. The compound of claim 1, wherein each of A and B is independently heteroaryl or heterocyclyl, each of which is optionally substituted with one or more R^1.

3. The compound of any one of the preceding claims, wherein one of A and B is independently a monocyclic heteroaryl or bicyclic heteroaryl, each of which is optionally substituted with one or more R^1.

4. The compound of any one of the preceding claims, wherein one of A and B is independently a nitrogen-containing heteroaryl optionally substituted with one or more R^1.

5. The compound of any one of the preceding claims, wherein one of A and B is independently selected from 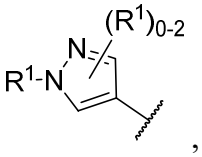 , 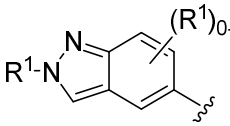 , 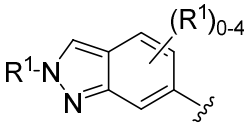 , 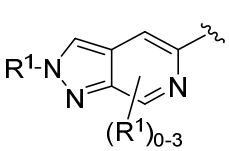 , 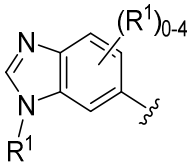 , 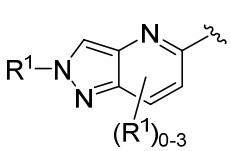 , 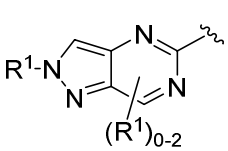 , 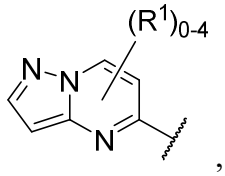 , 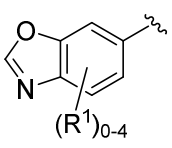 , 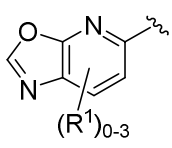 , 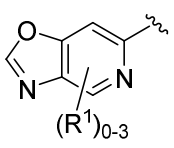 , 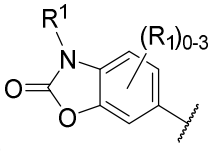 , 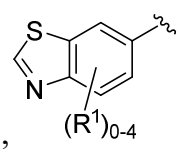 , 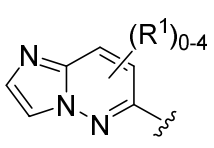 .

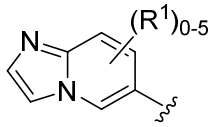 , 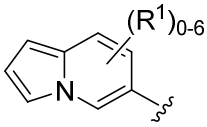 , 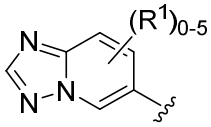 , 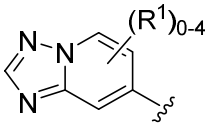 , 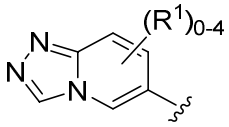 ,

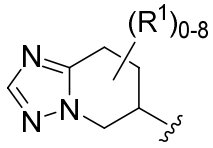 , 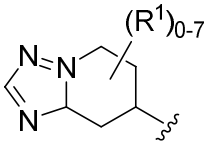 , 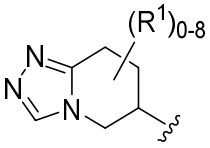 , 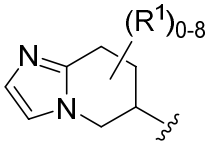 , 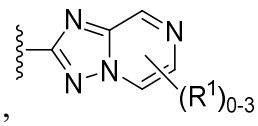 ,

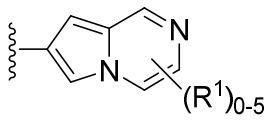 , 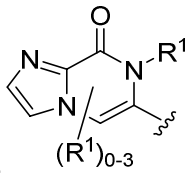 , 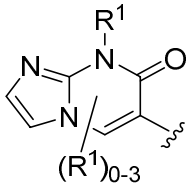 , 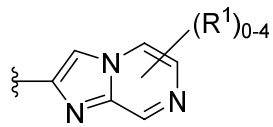 , 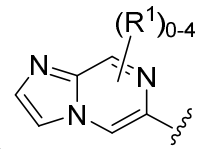 ,

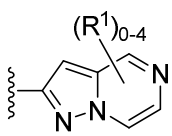 , 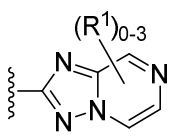 , 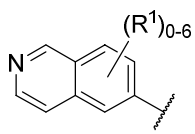 , and 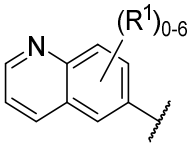 wherein R^1 is as described in claim 1.

6. The compound of any one of the preceding claims, wherein one of A and B is independently selected from 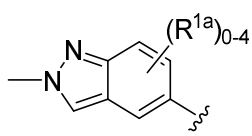 , 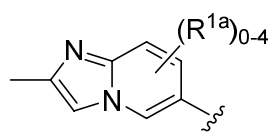 , 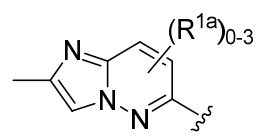 , and 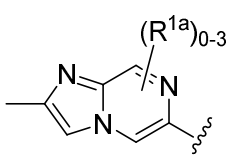 , wherein each R^{1a} is independently C_1-C_6-alkyl, C_1-C_6-heteroalkyl, C_1-C_6-haloalkyl, halo, cyano, or $–OR^A$, and each alkyl, heteroalkyl, and haloalkyl is optionally substituted with one or more R^7.

7. The compound of any one of the preceding claims, wherein A is selected from 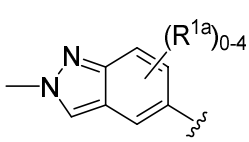 , 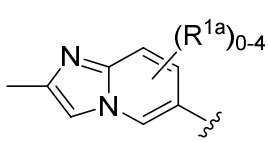 , 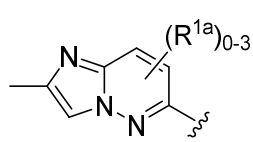 , and 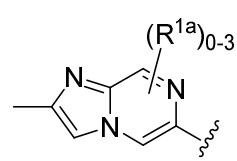 , wherein

each R^{1a} is independently C_1-C_6-alkyl, C_1-C_6-heteroalkyl, C_1-C_6-haloalkyl, halo, cyano, or $-OR^A$, and each alkyl, heteroalkyl, and haloalkyl is optionally substituted with one or more R^7.

8. The compound of any one of the preceding claims, wherein one of A and B is independently selected from 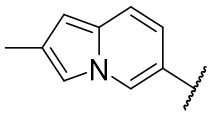 , 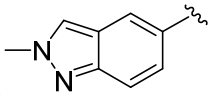 , 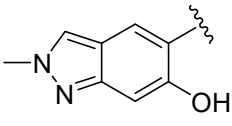 ,

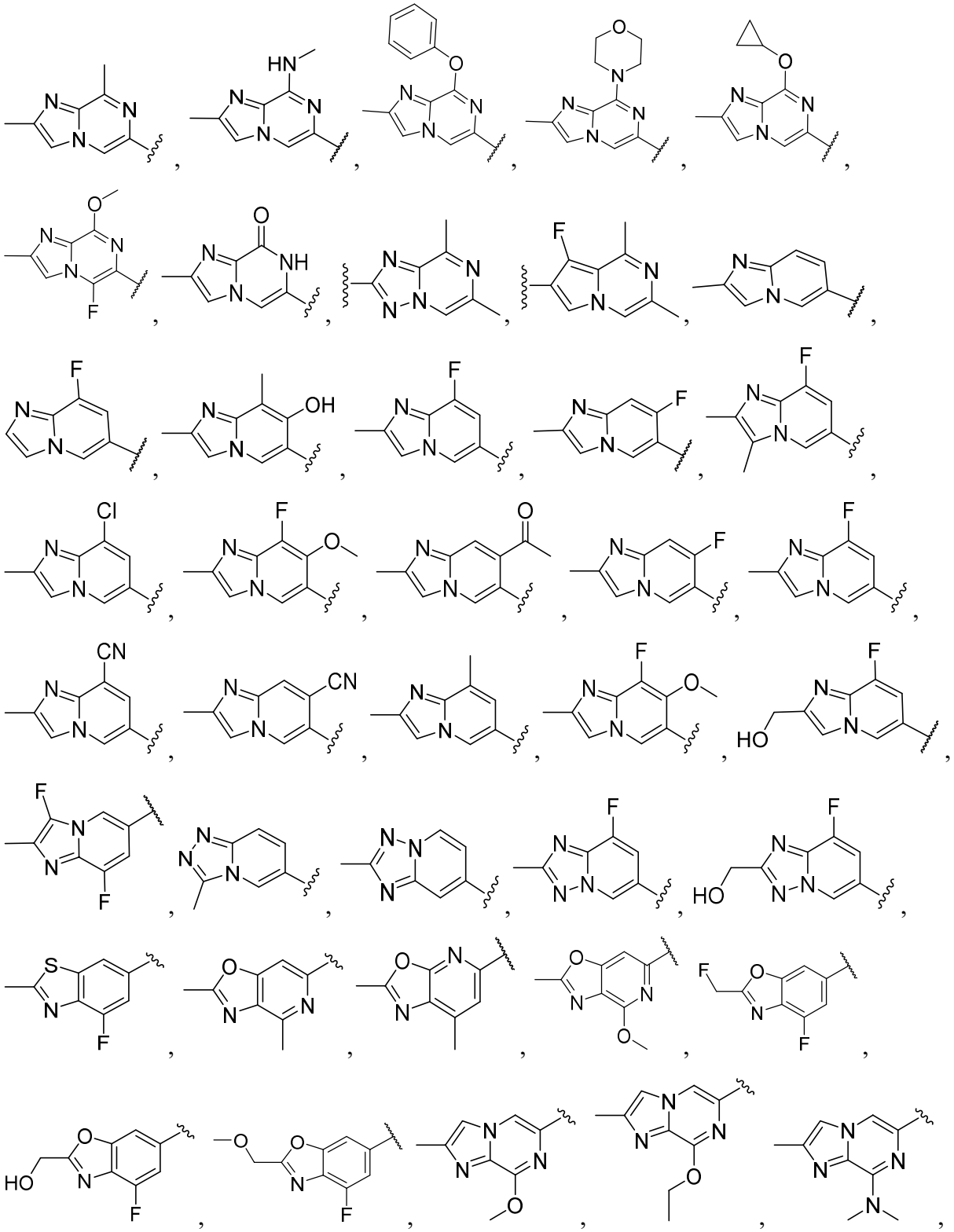

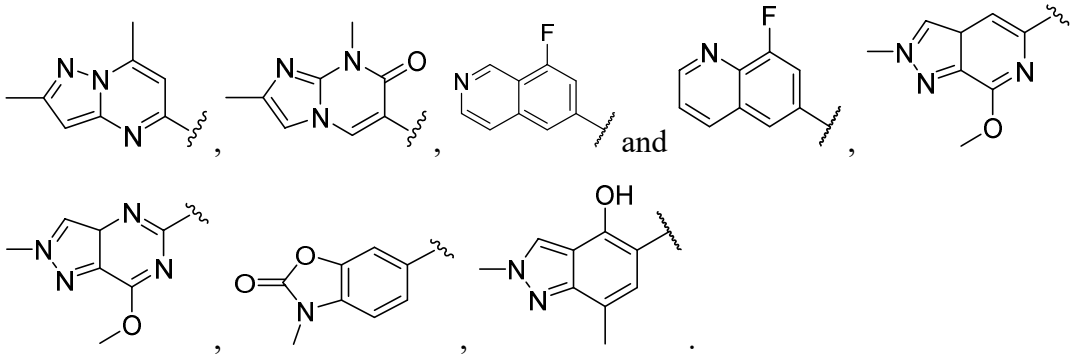

9. The compound of any one of the preceding claims, wherein A selected from

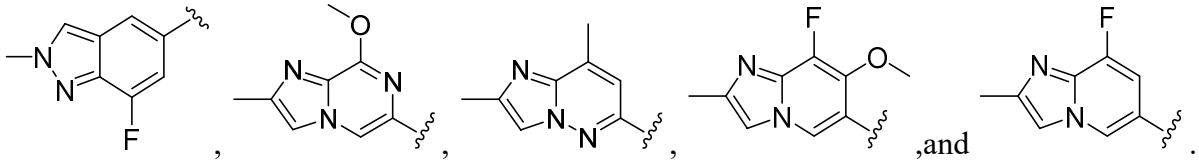

10. The compound of any one of the preceding claims, wherein one of A and B is independently a monocyclic heterocyclyl or bicyclic heterocyclyl, each of which is optionally substituted with one or more R^1.

11. The compound of any one of the preceding claims, wherein one of A and B is independently a nitrogen-containing heterocyclyl optionally substituted with one or more R^1.

12. The compound of any one of the preceding claims, wherein one of A and B is independently selected from

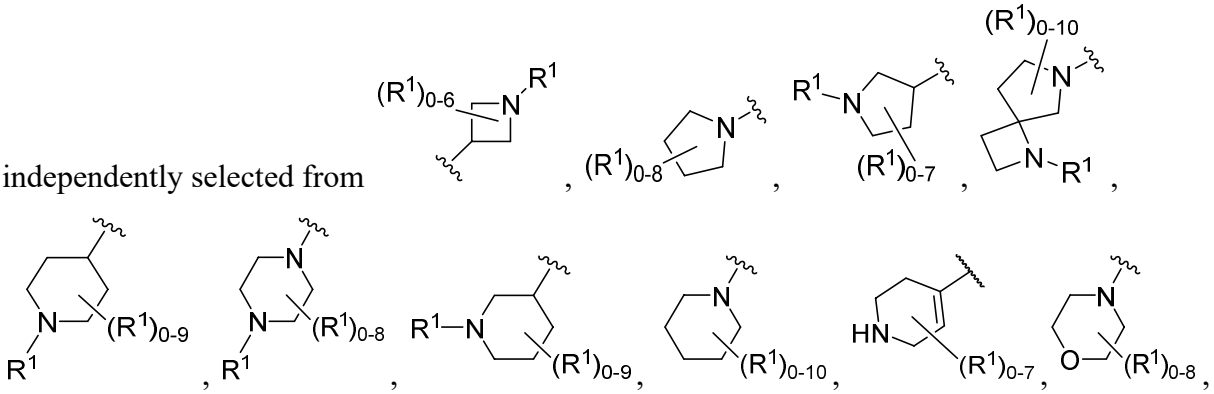

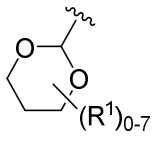 , 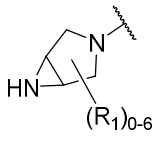 , 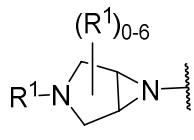 , 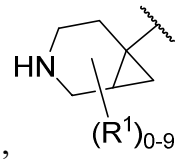 , 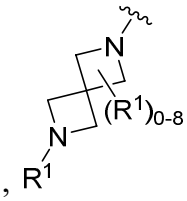 , 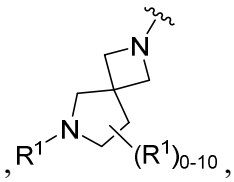 ,

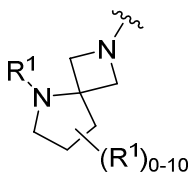 , 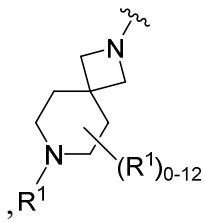 , 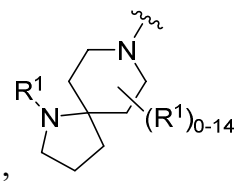 , 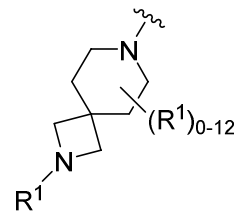 , 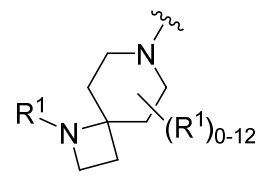 ,

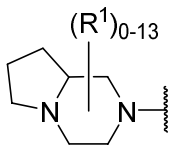 , and 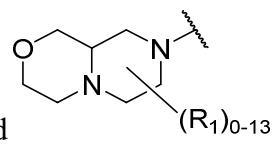 , 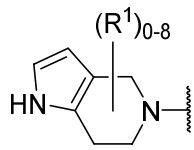 , 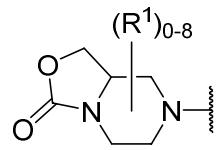 wherein R^1 is as described in claim 1.

13. The compound of any one of the preceding claims, wherein one of A and B is independently selected from 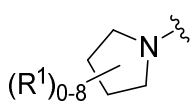 , 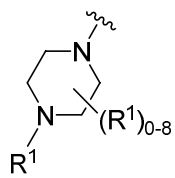 , 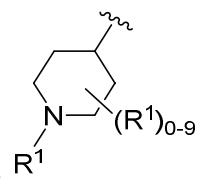 , and 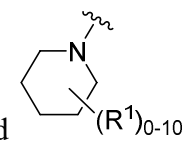 , wherein R^1 is as described in claim 1.

14. The compound of any one of the preceding claims, wherein B is selected from 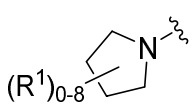 , 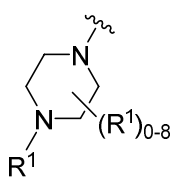 , 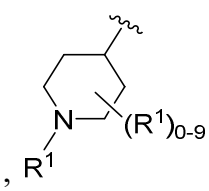 , and 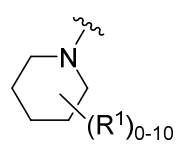 , wherein R^1 is as described in claim 1.

15. The compound of any one of the preceding claims, wherein one of A and B is independently selected from 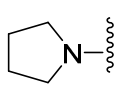 , 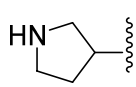 , 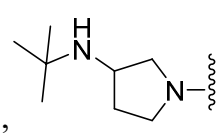 , 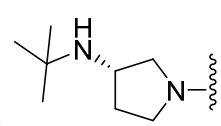 ,

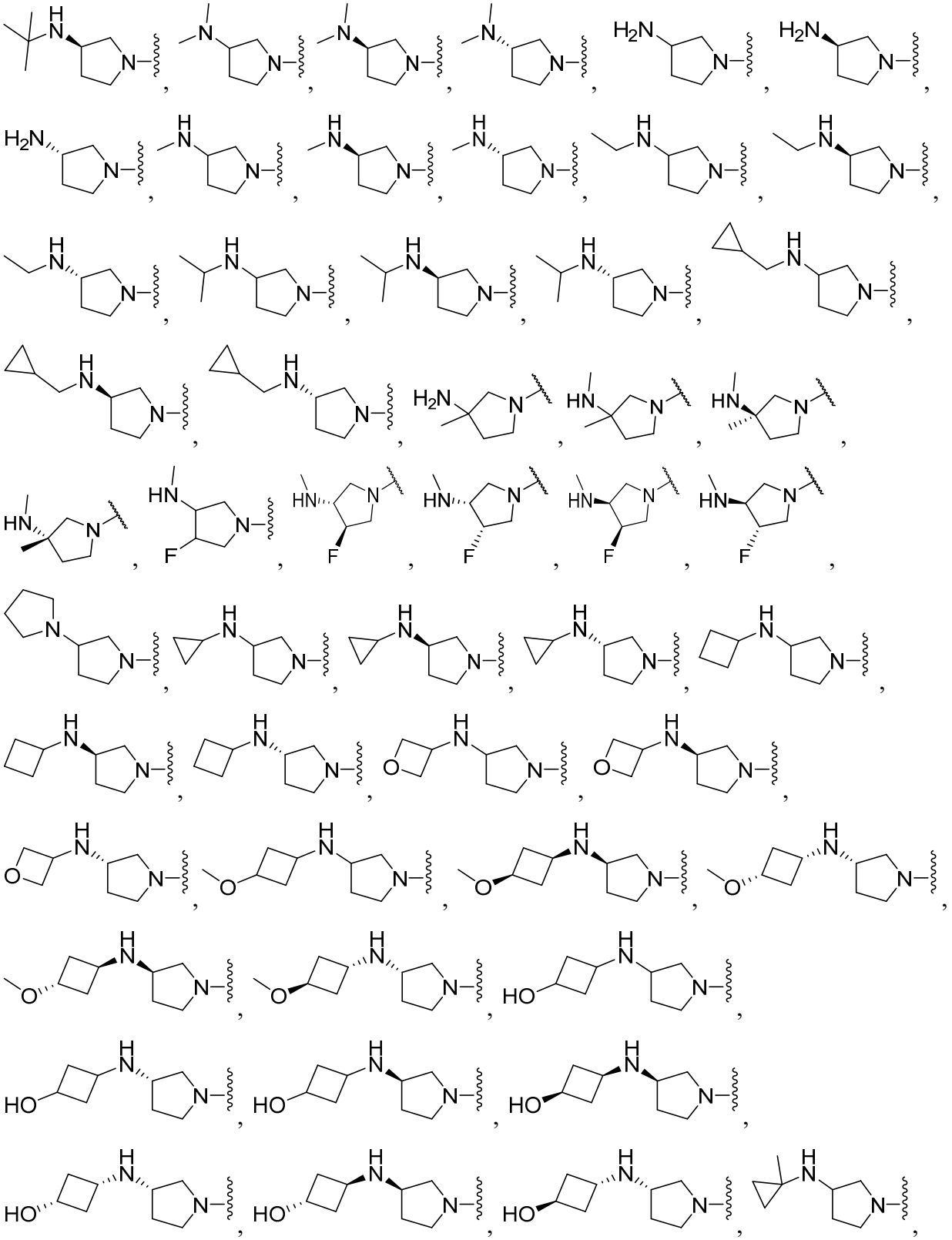

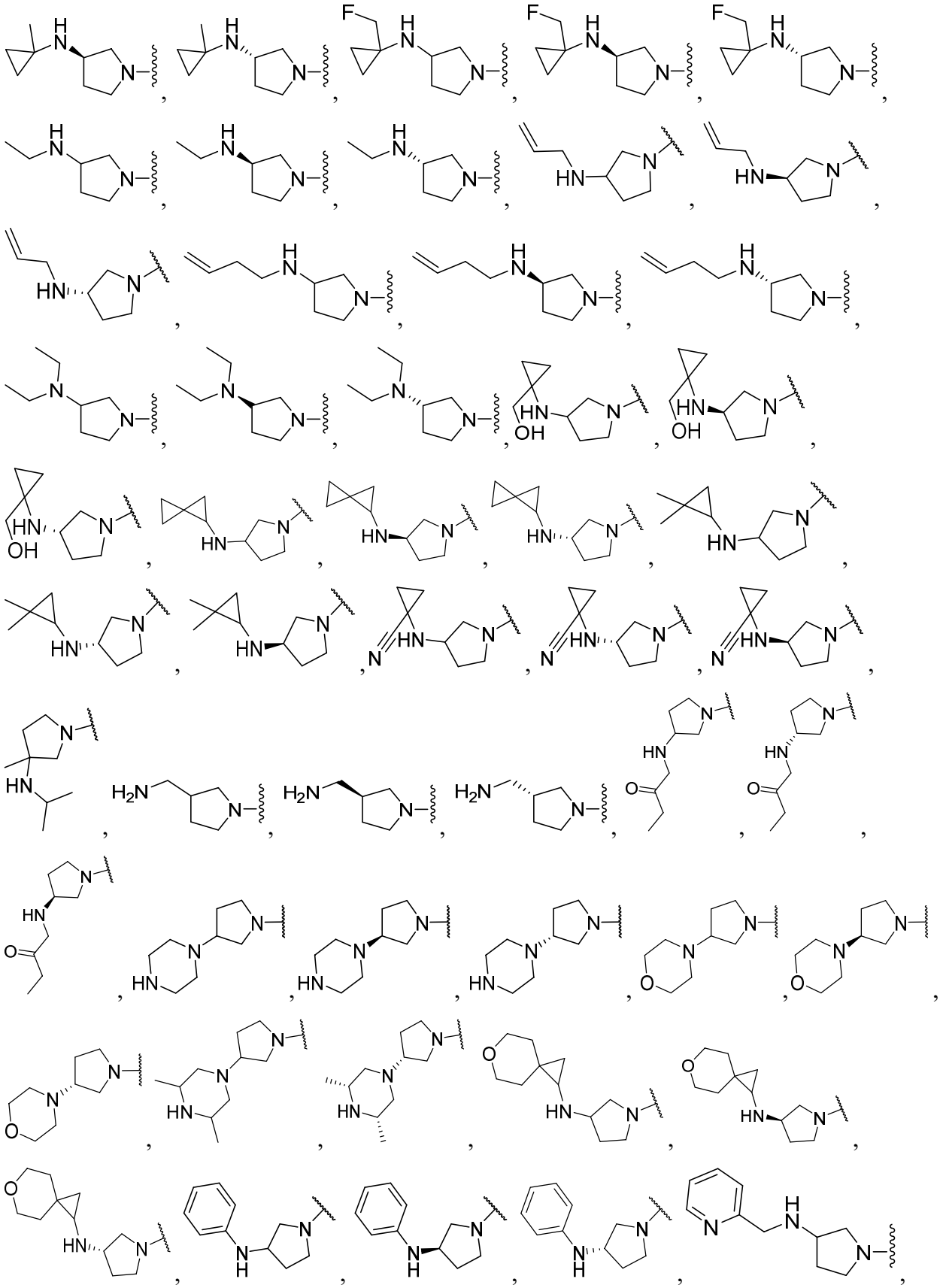

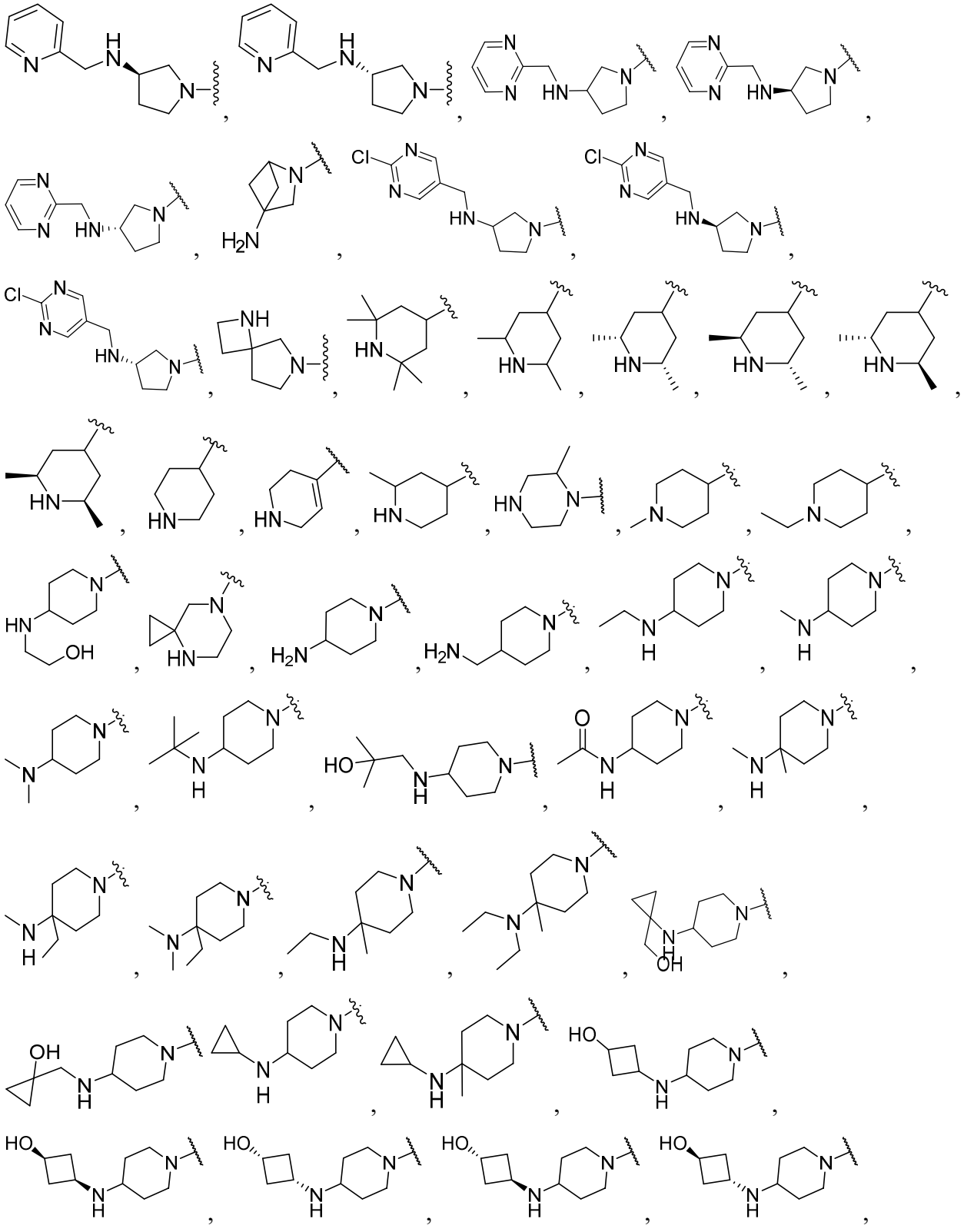

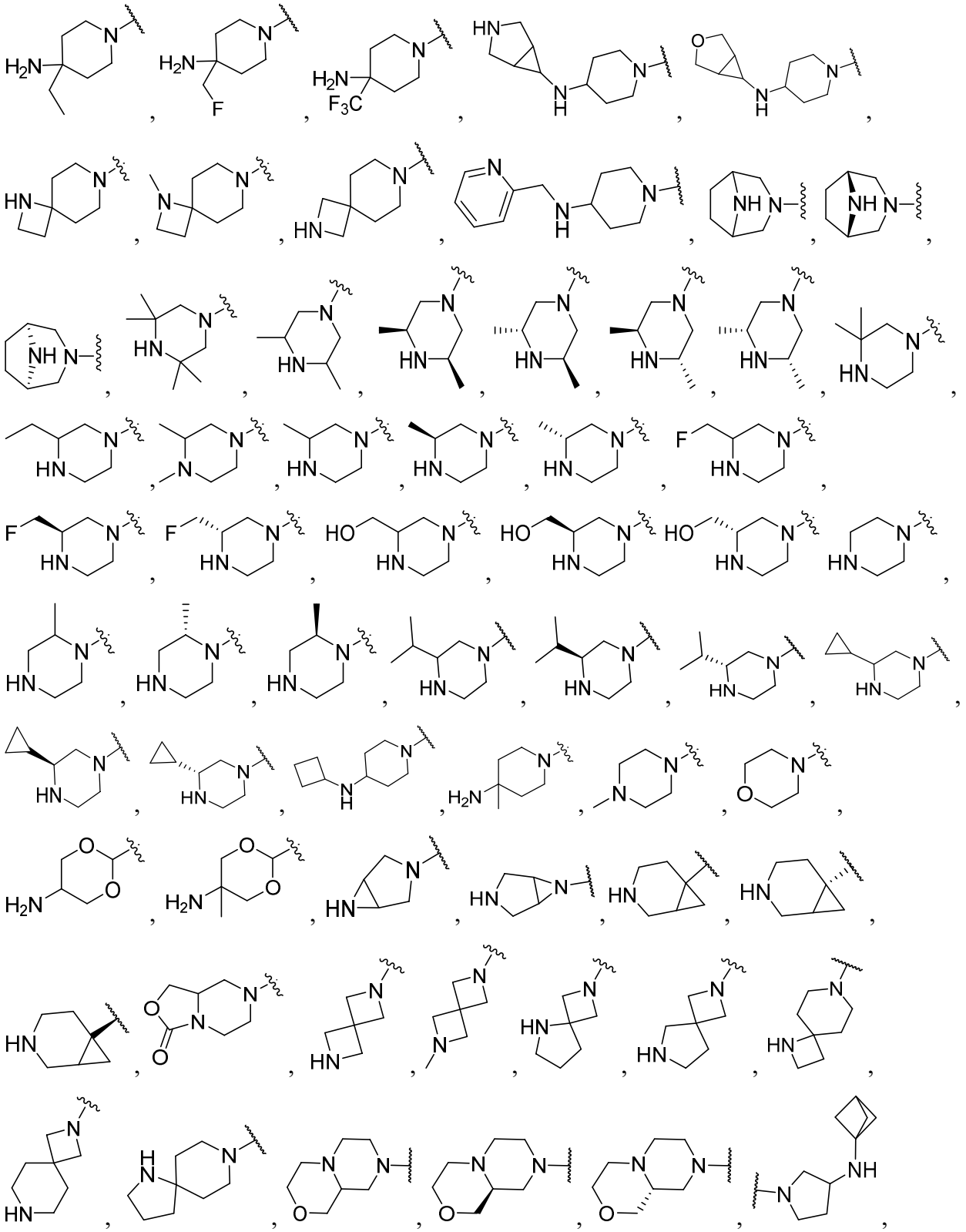

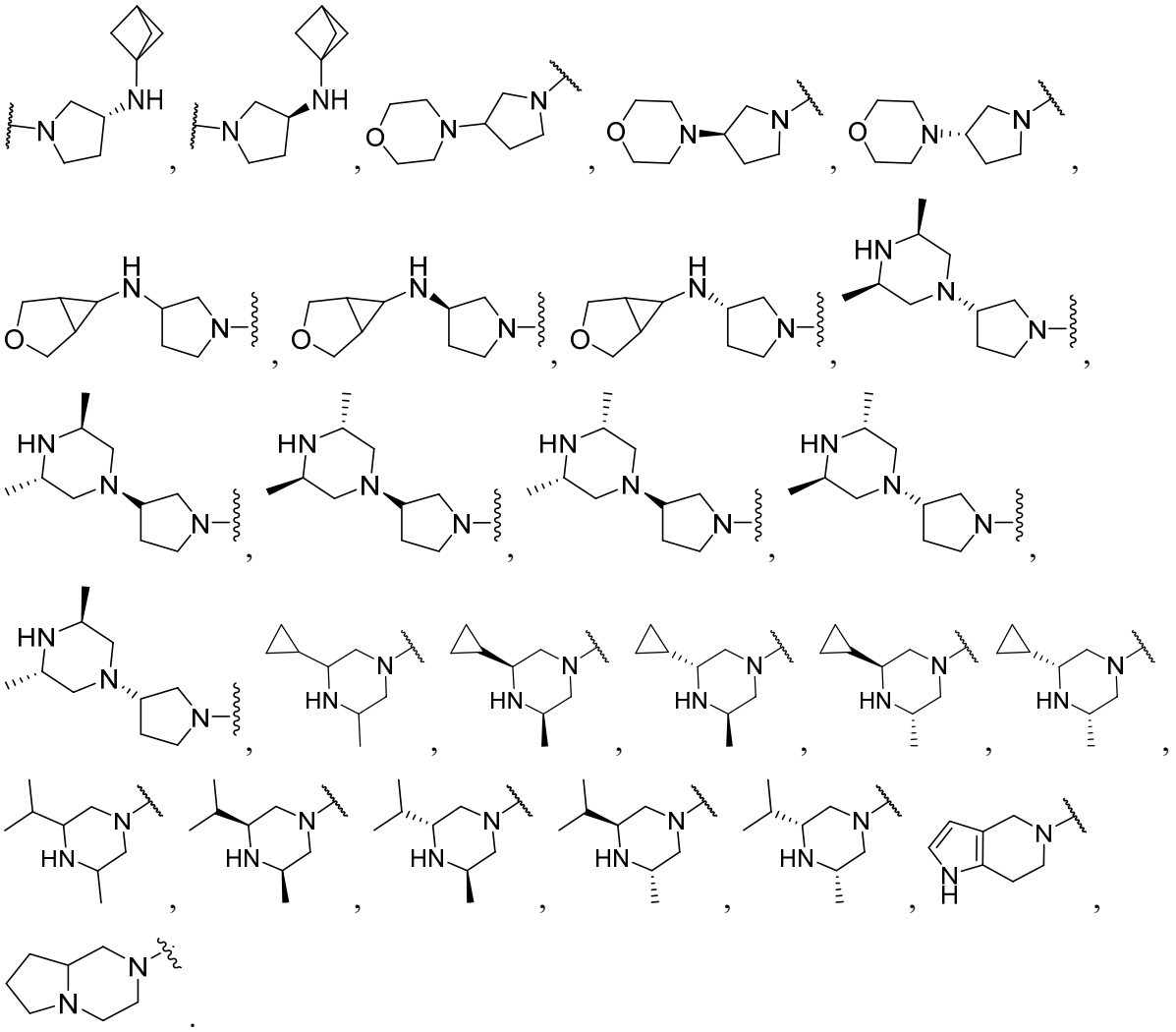

16. The compound of any one of the preceding claims, wherein B is selected from,

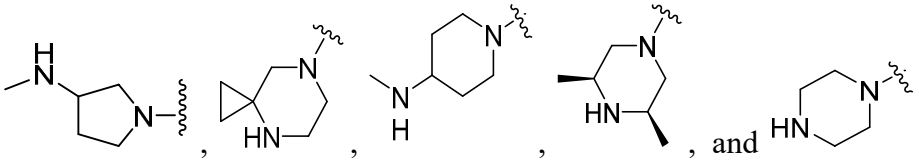

17. The compound of any one of the preceding claims, wherein one of L^1 and L^2 is independently absent, -N(R^4)C(O)-, or -C(O)N(R^4)-.

18. The compound of any one of the preceding claims, wherein L^1 is -C(O)NH- and L^2 is absent.

19. The compound of any one of the preceding claims, wherein at least one of X, Y, and Z is N or N(R^{3c}).

20. The compound of any one of the preceding claims, wherein X is C(R^{3a}) (e.g., CH), and Y and Z are each independently N or N(R^{3c}).

21. The compound of any one of the preceding claims, wherein 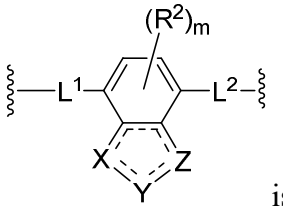 is selected from 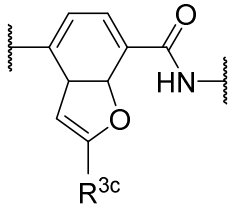 , 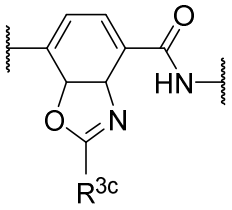 , 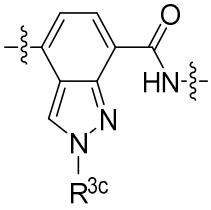 ,  , 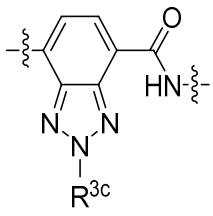 , 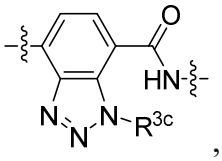 , and 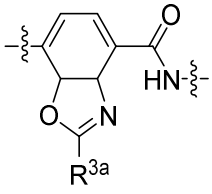 .

22. The compound of any one of the preceding claims, wherein R^{3c} is C_1-C_6-alkyl, C_2-C_6-alkenyl, C_1-C_6-heteroalkyl, C_1-C_6-haloalkyl, cycloalkyl, heterocyclyl, C_1-C_6 alkylene-heterocyclyl, aryl, C_1-C_6 alkylene-aryl, heteroaryl, C_1-C_6 alkylene-heteroaryl, heteroaryl, wherein each alkyl, alkylene, alkenyl, heteroalkyl, haloalkyl, cycloalkyl, heterocyclyl, aryl, and heteroaryl is optionally substituted with one or more R^8.

23. The compound of any one of the preceding claims, wherein the compound of Formula (I) is Formula (I-b):

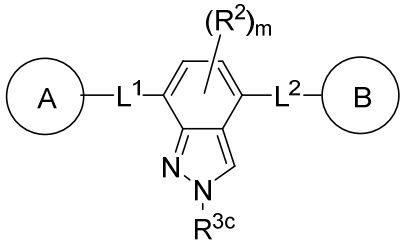

(I-b)

or a pharmaceutically acceptable salt, solvate, hydrate, tautomer, or stereoisomer thereof, wherein A, B, L^1, R^2, R^{3c}, m, and subvariables thereof are as defined in claim 1.

24. The compound of any one of the preceding claims, wherein the compound of Formula (I) is a compound of Formula (I-c):

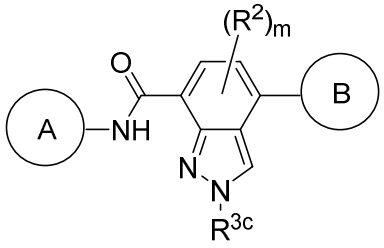

(I-c)

or a pharmaceutically acceptable salt, solvate, hydrate, tautomer, or stereoisomer thereof, wherein each of A, B, R^2, R^{3c}, m, and subvariables thereof are defined as in claim 1.

25. The compound of claim 23, wherein:

A is heteroaryl (e.g., bicyclic heteroaryl) optionally substituted with R^1;

B is heterocyclyl (e.g., monocyclic heterocyclyl), optionally substituted with one or more R^1; and

R^{3c} is C_1-C_6-alkyl, C_2-C_6-alkenyl, C_1-C_6-heteroalkyl, C_1-C_6-haloalkyl, cycloalkyl, heterocyclyl, C_1-C_6 alkylene-heterocyclyl, aryl, C_1-C_6 alkylene-aryl, heteroaryl, C_1-C_6 alkylene-heteroaryl, heteroaryl, wherein each alkyl, alkylene, alkenyl, heteroalkyl, haloalkyl, cycloalkyl, heterocyclyl, aryl, and heteroaryl is optionally substituted with one or more R^8;

wherein each of R^1 and R^8 are defined as in claim 1.

26. The compound of any one of the preceding claims, wherein the compound is selected from a compound listed in Table 1, or a pharmaceutically acceptable salt, solvate, hydrate, tautomer, or stereoisomer thereof.

27. A compound of Formula (II):

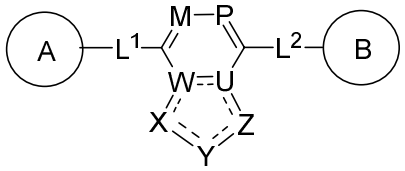

(II)

or a pharmaceutically acceptable salt, solvate, hydrate, tautomer, or stereoisomer thereof, wherein:

A and B are each independently cycloalkyl, heterocyclyl, aryl, or heteroaryl, each of which is optionally substituted with one or more R^1;

M and P are each independently $C(R^2)$ or N;

U and W are each independently C or N;

X, Y, and Z are each independently $C(R^{3a})$, N, $N(R^{3c})$, O, or S, wherein at least one of X, Y, and Z is N or $N(R^{3c})$, and the bonds in the ring comprising U, W, X, Y, and Z may be single or double bonds as valency permits;

each of L^1 and L^2 is independently absent, C_1-C_6-alkylene, C_1-C_6-heteroalkylene, -O-, -C(O)-, $-N(R^4)-$, $-N(R^4)C(O)-$, or $-C(O)N(R^4)-$, wherein each alkylene and heteroalkylene is optionally substituted with one or more R^5;

each R^1 is independently hydrogen, C_1-C_6-alkyl, C_2-C_6-alkenyl, C_2-C_6-alkynyl, C_1-C_6-heteroalkyl, C_1-C_6-haloalkyl, cycloalkyl, heterocyclyl, aryl, C_1-C_6 alkylene-aryl, C_2-C_6 alkenylene-aryl, C_1-C_6 alkylene-heteroaryl, heteroaryl, halo, cyano, oxo, $–OR^A$, $–NR^BR^C$, $–NR^BC(O)R^D$, $–NO_2$, $–C(O)NR^BR^C$, $–C(O)R^D$, $–C(O)OR^D$, or $–S(O)_xR^D$, wherein each alkyl, alkylene, alkenyl, alkynyl, heteroalkyl, haloalkyl, cycloalkyl, heterocyclyl, aryl, and heteroaryl is optionally substituted with one or more R^6; or

two R^1 groups, together with the atoms to which they are attached, form a 3-7-membered cycloalkyl, heterocyclyl, aryl, or heteroaryl, wherein each cycloalkyl, heterocyclyl, aryl, and heteroaryl is optionally substituted with one or more R^6;

each R^2 is independently hydrogen, C_1-C_6-alkyl, C_2-C_6-alkenyl, C_2-C_6-alkynyl, C_1-C_6-heteroalkyl, C_1-C_6-haloalkyl, halo, cyano, or $–OR^A$;

R^{3a} is hydrogen, C_1-C_6-alkyl, C_2-C_6-alkenyl, C_2-C_6-alkynyl, C_1-C_6-heteroalkyl, C_1-C_6-haloalkyl, halo, cyano, $–OR^A$, $–NR^B R^C$,$–NR^BC(O)R^D$, $–NO_2$, $–C(O)NR^BR^C$, $–C(O)OR^D$, or $–S(O)_xR^D$, or $–C(O)R^D$;

R^{3c} is hydrogen, C_1-C_6-alkyl, C_2-C_6-alkenyl, C_2-C_6-alkynyl, C_1-C_6-heteroalkyl, C_1-C_6-haloalkyl, cycloalkyl, C_1-C_6 alkylene-cycloalkyl, heterocyclyl, C_1-C_6 alkylene-heterocyclyl, aryl, C_1-C_6 alkylene-aryl, heteroaryl, C_1-C_6 alkylene-heteroaryl, or $–C(O)R^D$, wherein each alkyl, alkylene, alkenyl, alkynyl, heteoalkyl, haloalkyl, cycloalkyl, heterocyclyl, aryl, and heteroaryl is optionally substituted with one or more R^8;

each R^4 is independently hydrogen, C_1-C_6-alkyl, C_1-C_6-heteroalkyl, or C_1-C_6-haloalkyl;

each R^5 is independently hydrogen, C_1-C_6-alkyl, C_1-C_6-heteroalkyl, C_1-C_6-haloalkyl, cycloalkyl, halo, cyano, oxo, $–OR^A$, $–NR^BR^C$, $–C(O)R^D$, or $–C(O)OR^D$;

each R^6 is independently C_1-C_6-alkyl, C_2-C_6-alkenyl, C_2-C_6-alkynyl, C_1-C_6-heteroalkyl, C_1-C_6-haloalkyl, cycloalkyl, heterocyclyl, aryl, heteroaryl, halo, cyano, oxo, $–OR^A$, $–NR^BR^C$, $–NR^BC(O)R^D$, $–NO_2$, $–C(O)NR^BR^C$, $–C(O)R^D$, $–C(O)OR^D$, or $–S(O)_xR^D$, wherein each alkyl, alkenyl, alkynyl, heteroalkyl, haloalkyl, cycloalkyl, heterocyclyl, aryl, and heteroaryl is optionally substituted with one or more R^{11};

each R^A is independently hydrogen, C_1-C_6 alkyl, C_2-C_6 alkenyl, C_2-C_6 alkynyl, C_1-C_6 heteroalkyl, C_1-C_6 haloalkyl, aryl, heteroaryl, C_1-C_6 alkylene-aryl, C_1-C_6 alkylene-heteroaryl, $–C(O)R^D$, or $–S(O)_xR^D$;

each of R^B and R^C is independently hydrogen, C_1-C_6 alkyl, C_2-C_6 alkenyl, C_2-C_6 alkynyl, C_1-C_6 heteroalkyl, C_1-C_6 haloalkyl, cycloalkyl, heterocyclyl, aryl, heteroaryl, C_1-C_6 alkylene-aryl, or C_1-C_6 alkylene-heteroaryl, $–OR^A$, $–C(O)NR^BR^C$, $–C(O)R^D$, $–C(O)OR^D$, or $–S(O)_xR^D$; or

R^B and R^C together with the atom to which they are attached form a 3-7-membered heterocyclyl ring optionally substituted with one or more R^7;

each R^D is independently hydrogen, C_1-C_6 alkyl, C_2-C_6 alkenyl, C_2-C_6 alkynyl, C_1-C_6 heteroalkyl, C_1-C_6 haloalkyl, cycloalkyl, heterocyclyl, aryl, heteroaryl, C_1-C_6 alkylene-aryl, or C_1-C_6 alkylene-heteroaryl;

each R^7 is C_1-C_6-alkyl, halo, cyano, oxo, or $–OR^{A1}$;

each R^{11} is independently C_1-C_6-alkyl, C_1-C_6-heteroalkyl, C_1-C_6-haloalkyl, cycloalkyl, heterocyclyl, aryl, heteroaryl, halo, cyano, oxo, or $–OR^A$;

each R^{A1} is hydrogen or C_1-C_6-alkyl; and

x is 0, 1, or 2.

28. The compound of claim 27, wherein each of A and B is independently heteroaryl or heterocyclyl, each of which is optionally substituted with one or more R^1.

29. The compound of any one of the preceding claims, wherein one of A and B is independently a monocyclic heteroaryl or bicyclic heteroaryl, each of which is optionally substituted with one or more R^1.

30. The compound of any one of the preceding claims, wherein one of A and B is independently a nitrogen-containing heteroaryl optionally substituted with one or more R^1.

31. The compound of any one of the preceding claims, wherein one of A and B is independently selected from 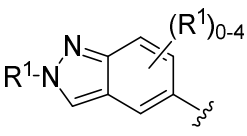 , 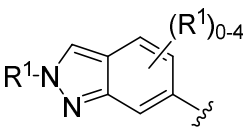 , 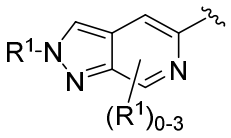 , 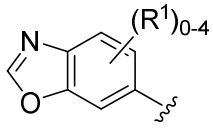 , 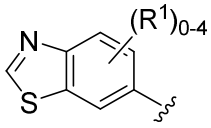 , 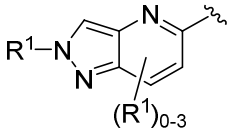 , 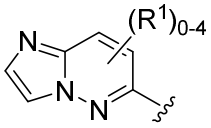 , 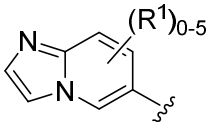 , 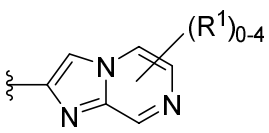 , 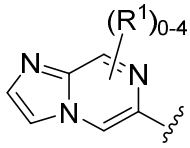 , 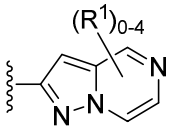 , and 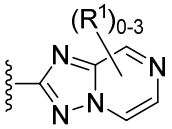 , wherein R^1 is as described in claim 27.

32. The compound of any one of the preceding claims, wherein one of A and B is independently selected from 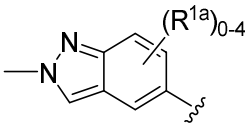 , 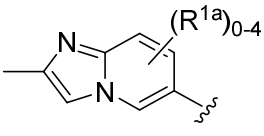 , 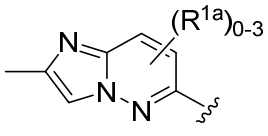 , and 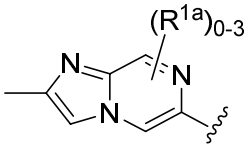 , wherein each R^{1a} is independently C_1-C_6-alkyl, C_1-C_6-heteroalkyl, C_1-C_6-haloalkyl, halo, cyano, or $–OR^A$, and each alkyl, heteroalkyl, and haloalkyl is optionally substituted with one or more R^7.

33. The compound of any one of the preceding claims, wherein A is selected from

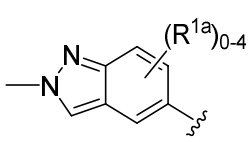

, 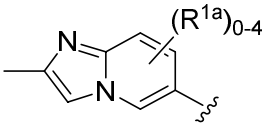

, 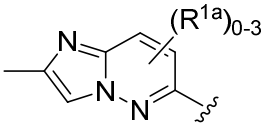

, and 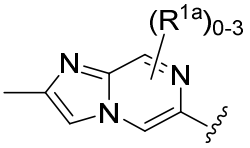

,

wherein each R^{1a} is independently C_1-C_6-alkyl, C_1-C_6-heteroalkyl, C_1-C_6-haloalkyl, halo, cyano, or $-OR^A$, and each alkyl, heteroalkyl, and haloalkyl is optionally substituted with one or more R^7.

34. The compound of any one of the preceding claims, wherein one of A and B is independently selected from 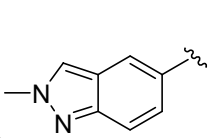 , 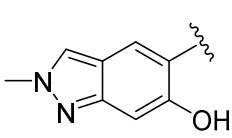

, 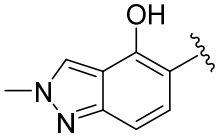

,

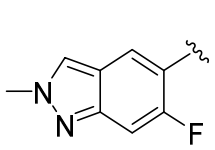

, 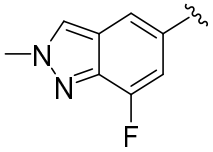

, 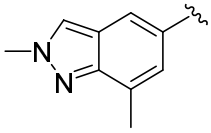 , 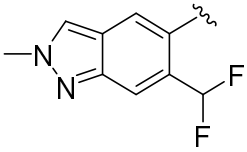

, 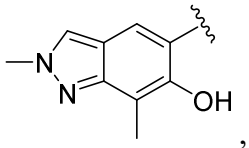

,

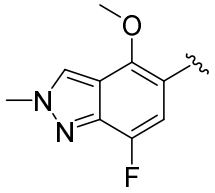

, 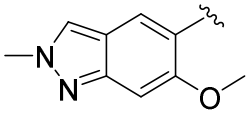

, 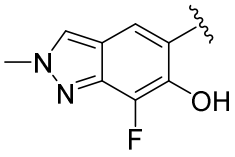

, 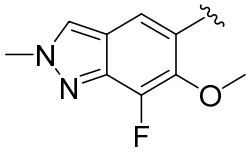

, 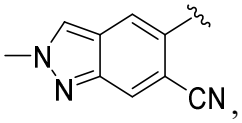

,

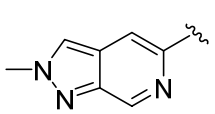 , 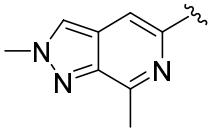 , 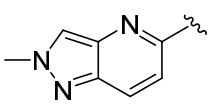 , 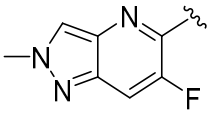

, 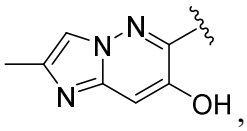

,

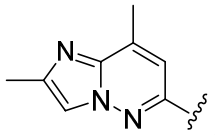 , 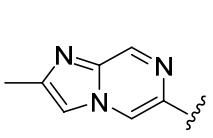 , 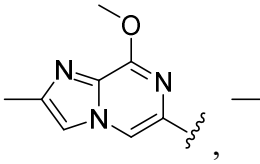

, 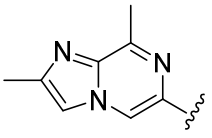 , 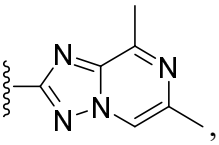
,

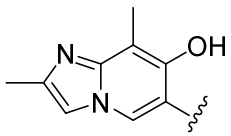

, 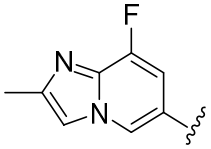

, 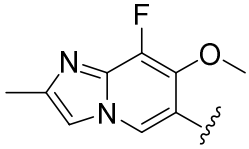

, 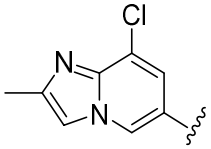

, and 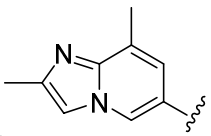 .

35. The compound of any one of the preceding claims, wherein A selected from 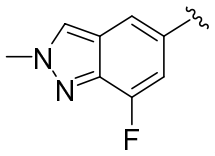 , 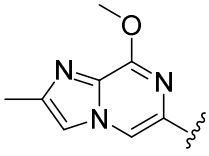 , 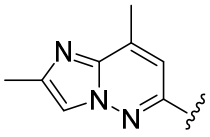 , 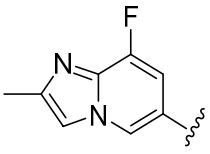 , and 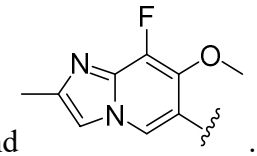 .

36. The compound of any one of the preceding claims, wherein one of A and B is independently a monocyclic heterocyclyl or bicyclic heterocyclyl, each of which is optionally substituted with one or more R^1.

37. The compound of any one of the preceding claims, wherein one of A and B is independently a nitrogen-containing heterocyclyl optionally substituted with one or more R^1.

38. The compound of any one of the preceding claims, wherein one of A and B is independently selected from 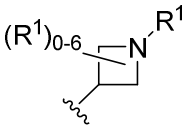 , 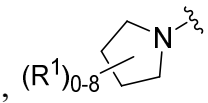 , 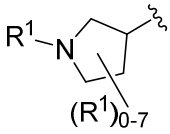 , 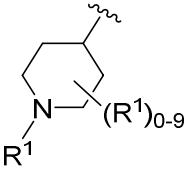 , 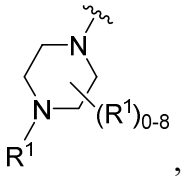 , 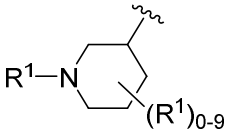 , and 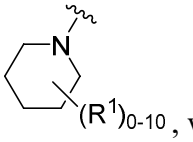 , wherein R^1 is as described in claim 27.

39. The compound of any one of the preceding claims, wherein B is selected from 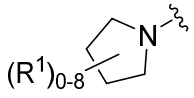 , 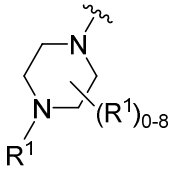 , 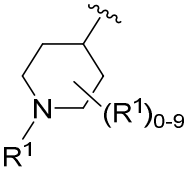 , and 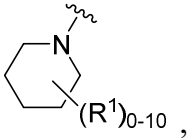 , wherein R^1 is as described in claim 27.

40. The compound of any one of the preceding claims, wherein one of A and B is independently selected from 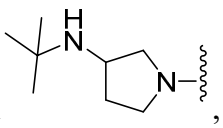 , 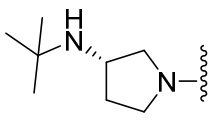 , 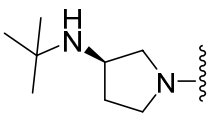 , 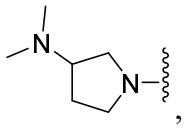 ,

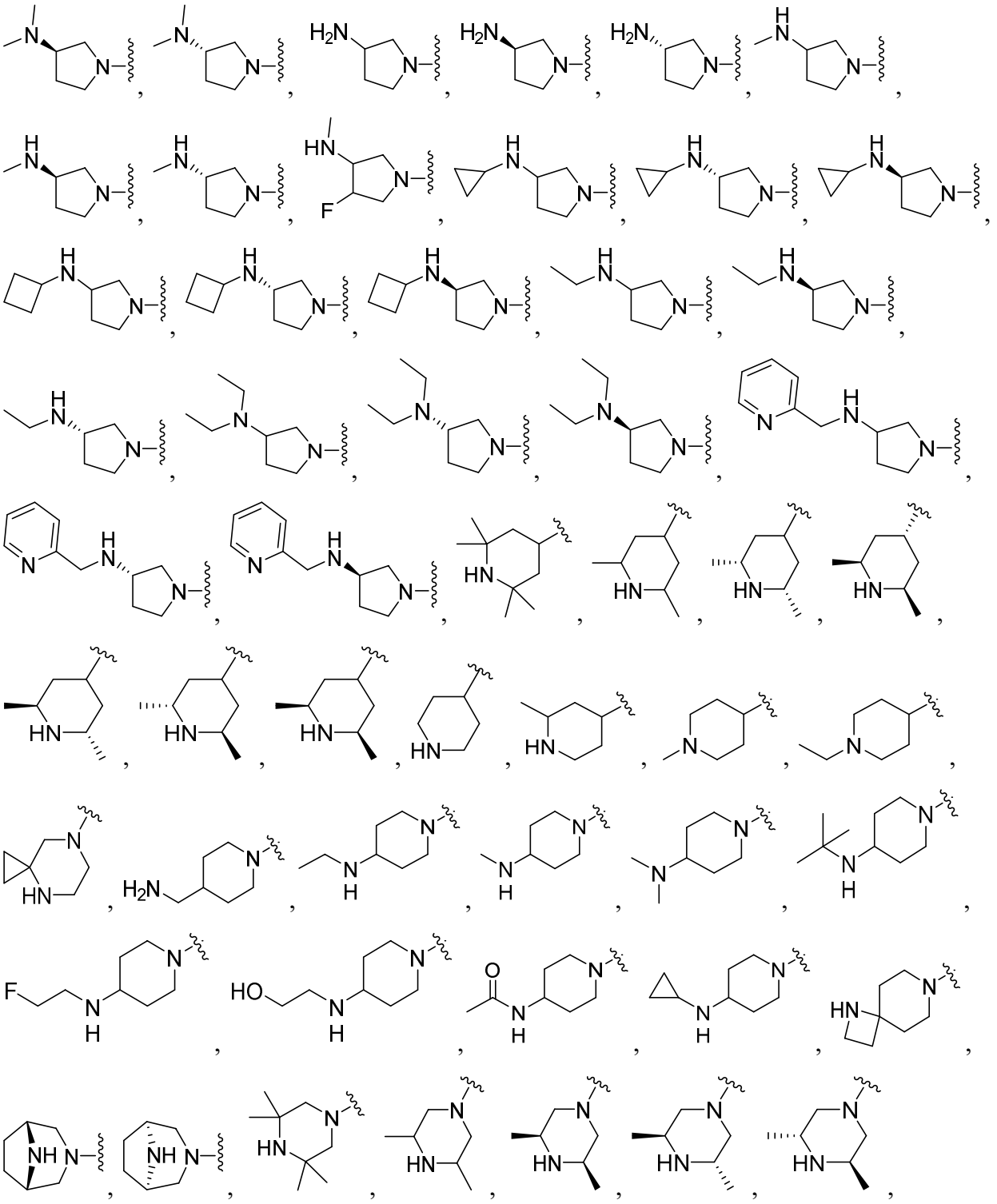

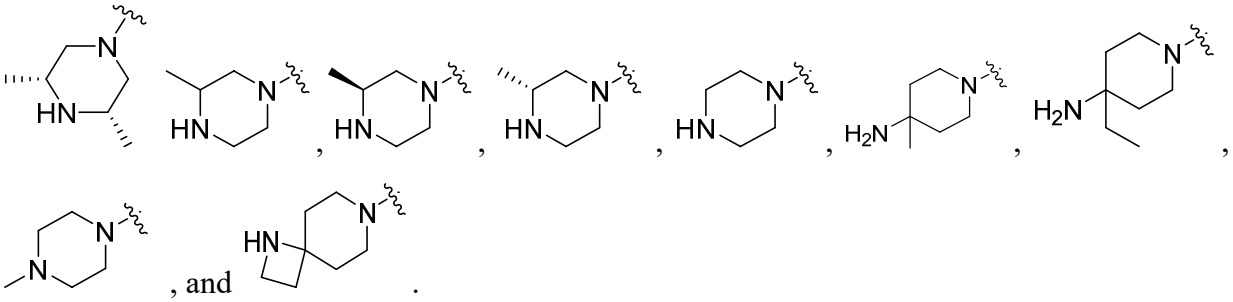

, and .

41. The compound of any one of the preceding claims, wherein B is selected from,

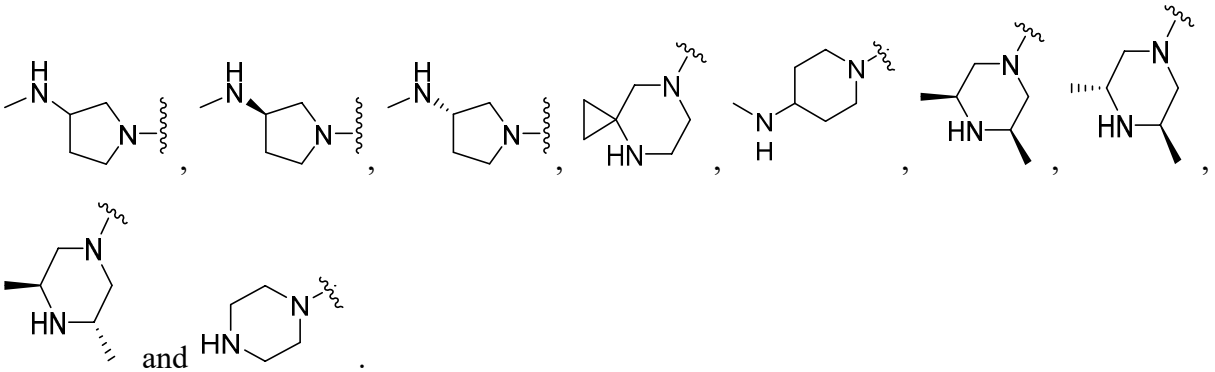

and .

42. The compound of any one of the preceding claims, wherein L^1 is -C(O)NH- and L^2 is absent.

43. The compound of any one of the preceding claims, wherein each of M and P is independently $C(R^2)$ (e.g., CH).

44. The compound of any one of the preceding claims, wherein M is N and P is $C(R^2)$ (e.g., CH).

45. The compound of any one of the preceding claims, wherein each of U and W is independently C.

46. The compound of any one of the preceding claims, wherein U is C and W is N.

47. The compound of any one of the preceding claims, wherein two of X, Y, and Z are independently N or N(R^{3c}).

48. The compound of any one of the preceding claims, wherein X is N and Z is S.

49. The compound of any one of the preceding claims, wherein X is N and Y is S.

50. The compound of any one of the preceding claims, wherein 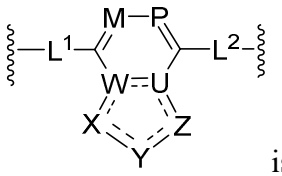 is selected from 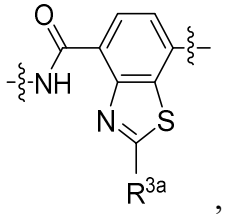 , 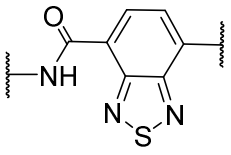 , 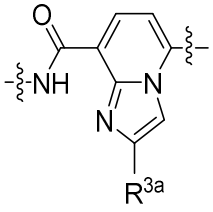 , 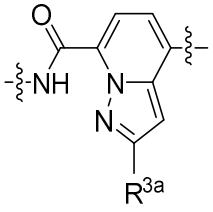 , 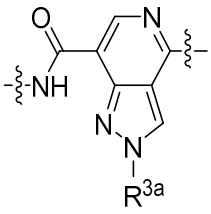 , 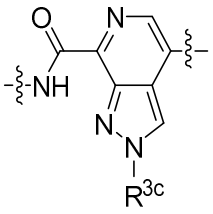 , 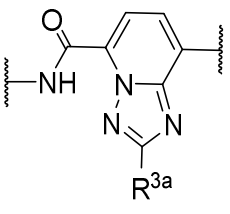 , and 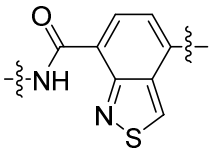 .

51. The compound of any one of the preceding claims, wherein the compound of Formula (II) is Formula (II-c):

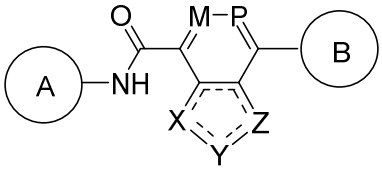

(II-c)

or a pharmaceutically acceptable salt, solvate, hydrate, tautomer, or stereoisomer thereof, wherein each of A, B, M, P, X, Y, Z, and subvariables thereof are defined as in claim 27.

52. The compound of any one of the preceding claims, wherein the compound of Formula (II) is Formula (II-d):

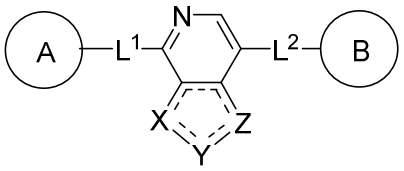

(II-d)

or a pharmaceutically acceptable salt, solvate, hydrate, tautomer, or stereoisomer thereof, wherein each of A, B, X, Y, Z, M, P, L^1, L^2, and subvariables thereof are defined as in claim 27.

53. The compound of any one of the preceding claims, wherein the compound of Formula (II) is Formula (II-e):

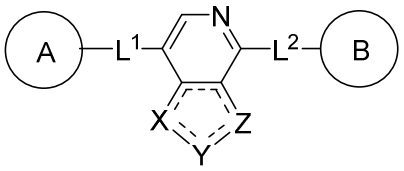

(II-e)

or a pharmaceutically acceptable salt, solvate, hydrate, tautomer, or stereoisomer thereof, wherein each of A, B, X, Y, Z, M, P, L^1, L^2, and subvariables thereof are defined as in claim 27.

54. The compound of any one of the preceding claims, wherein the compound of Formula (II) is Formula (II-h):

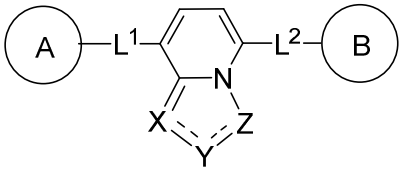

(II-h)

or a pharmaceutically acceptable salt, solvate, hydrate, tautomer, or stereoisomer thereof, wherein each of A, B, X, Y, Z, L^1, L^2, and subvariables thereof are defined as in claim 27.

55. The compound of any one of the preceding claims, wherein the compound of Formula (II) is Formula (II-i):

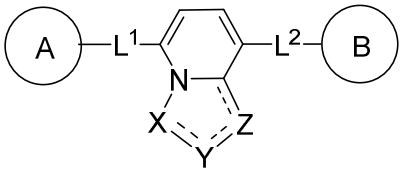

(II-i)

or a pharmaceutically acceptable salt, solvate, hydrate, tautomer, or stereoisomer thereof, wherein each of A, B, X, Y, Z, L^1, L^2, and subvariables thereof are defined as in claim 27.

56. The compound of any one of the preceding claims, wherein the compound is selected from any one of the compounds shown in Table 1 or a pharmaceutically acceptable salt, solvate, hydrate, tautomer, or stereoisomer thereof.

57. A pharmaceutical composition comprising a compound of any one of the preceding claims and a pharmaceutically acceptable excipient.

58. The compound of any one of claims 1-56, or the pharmaceutical composition of claim 57, wherein the compound:

(i) alters a target nucleic acid (e.g., an RNA, e.g., a pre-mRNA);

(ii) binds to a target nucleic acid (e.g., an RNA, e.g., a pre-mRNA); and/or

(iii) stabilizes a target nucleic acid (e.g., an RNA, e.g., a pre-mRNA).

59. The compound of any one of claims 1-56, or the pharmaceutical composition of claim 57, wherein the compound:

(i) increases splicing at splice site on a target nucleic acid (e.g., an RNA, e.g., a pre-mRNA), by about 0.5%, 1%, 2%, 3%, 4%, 5%, 6%, 7%, 8%, 9%, 10%, 15%, 20%, 25%, 30%, 35%, 40%, 45%, 50%, 55%, 60%, 65%, 70%, 75%, 80%, 85%, 90%, 95%, or more, e.g., as determined by qPCR; or

(ii) decreases splicing at splice site on a target nucleic acid (e.g., an RNA, e.g., a pre-mRNA), by about 0.5%, 1%, 2%, 3%, 4%, 5%, 6%, 7%, 8%, 9%, 10%, 15%, 20%, 25%, 30%, 35%, 40%, 45%, 50%, 55%, 60%, 65%, 70%, 75%, 80%, 85%, 90%, 95%, or more, e.g., as determined by qPCR.

60. A method of forming a complex comprising a component of a spliceosome (e.g., a major spliceosome component or a minor spliceosome component), a nucleic acid (e.g., a DNA, RNA, e.g., a pre-mRNA), and a compound of Formula (I) or (II) or a composition thereof according to any one of claims 1-57:

comprising contacting the nucleic acid (e.g., a DNA, RNA, e.g., a pre-mRNA) with a compound of Formula (I) or (II).

61. The method of claim 60, wherein the component of a spliceosome is recruited to the nucleic acid in the presence of the compound of Formula (I) or (II).

62. A method of altering the conformation of a nucleic acid (e.g., a DNA, RNA, e.g., a pre-mRNA) comprising contacting the nucleic acid with a compound of Formula (I) or (II) according to any one of claims 1-56, or the pharmaceutical composition of claim 57.

63. The method of claim 62, wherein the altering comprises:
(i) forming a bulge in the nucleic acid
(ii) stabilizing a bulge in the nucleic acid; or
(iii) reducing a bulge in the nucleic acid.

64. The method of any one of any one of claims 62-63, wherein the nucleic acid comprises a splice site.

65. Use of a compound of Formula (I) or (II) according to any one of claims 1-56 or the pharmaceutical composition of claim 57 in the manufacture of a medicament for treating a disease or disorder in a subject.

66. The use of claim 65, wherein the disease or disorder comprises a proliferative disease (e.g., cancer, a benign neoplasm, or angiogenesis).

67. The use of any one of clams 65-66, wherein the proliferative disease is cancer.

68. The use of any one of claims 65-66, wherein the proliferative disease comprises adenoid cystic carcinoma, colorectal cancer, leukemia, lung cancer, prostate cancer, breast cancer, or ovarian cancer

69. The use of claim 65, wherein the disease or disorder comprises a neurological disease or disorder, autoimmune disease or disorder, immunodeficiency disease or disorder, lysosomal

storage disease or disorder, cardiovascular disease or disorder, metabolic disease or disorder, respiratory disease or disorder, renal disease or disorder, or infectious disease.

70. The use of claim 69, wherein the disease or disorder comprises a neurological disease or disorder.

71. The use of claim 69, wherein the disease or disorder comprises Huntington's disease.

72. A compound of Formula (I) or (II) according to any one of claims 1-56 or the pharmaceutical composition of claim 57 for use in therapy.