MODIFIED RELEASE ORAL PHARMACEUTICAL COMPOSITION CONTAINING 5-ASA AND METHOD FOR THE TREATMENT OF BOWEL DISEASES

FIELD OF THE INVENTION

The present invention provides improved oral pharmaceutical compositions for the treatment of inflammatory bowel diseases (IBD) such as Crohn's disease, Colitis Ulcerosa and related diseases, e.g. an unclassifiable form of said diseases or a diagnosed subtype of one of said diseases. The invention also provides a method for the treatment of IBD.

The composition of the present invention comprises as active ingredient 5-aminosalicylic acid (5-ASA) or pharmaceutically acceptable salts or esters thereof and is adapted for modified and targeted release of said 5-ASA in the diseased parts of the intestine, so as to obtain an advantageous and clinically important release and effect profile of 5-ASA. Thus, said administration form and release are improved compared to known therapy regimens.

BACKGROUND OF THE INVENTION

The composition of the invention is individually coated granules adapted for oral administration as such, i. e. the composition is a "granulate" composition ready for use The granule composition of the invention is an advantageous administration form in many clinical situations, e.g. with respect to patient having difficulties in swallowing and with respect to children not wanting to swallow tablets.

A further advantage is that the granules of the invention may be packaged in unit dosage forms comprising larger amounts of active 5-ASA, e.g. in sachets or sticks.

In principle, there is, in contrast to the maximal content of tablets and capsules, no upper limit to the amount of active ingredients in a unit dosage form of the composition according to the invention.

Thus, an advantage of the granule composition of the present invention is that it enables improved compliance values with respect to the therapy regimen, a clinically important parameter for the treatment of chronic diseases.

Overall, it should be noted that the question of a satisfactory compliance is especially important in the case of IBD, since failure to respond to medical treatment in many cases necessitates surgery, with the standard surgical operation in the treatment of ulcerative colitis in many cases being total proctocolectomy (removal of the colon and the rectum).

US patents 4,496,553 and 4,980,173 (Halskov) provide a method for the treatment of IBD by oral administration of 5-ASA compositions consisting essentially of free 5-ASA and carriers which will control the release of an effective amount of 5-ASA.

However, as opposed to the present invention, no mention of the administration of 5-ASA granules as such was disclosed, and the compositions described for clinical use were all in the form of tablets. The disclosure of said US patents, including the examples, is totally silent about the provision of a specific type of granule composition for direct oral intake Nowhere in said patent specification is it suggested to develop or administer a granule composition.

Thus, in the examples of the above US patents, preparations of granulates pressed to form tablets with a diameter of 13.5 mm and a weight of 650 mg/tablet containing 250 mg of 5-ASA. The resulting tablets were used in clinical tests.

In the examples of the US patents, two intermediary preparations of granulates were described, one of them comprising 5-ASA, and the other being a "helper" granulate without 5-ASA , said "helper" granulate being prepared and admixed in order to facilitate the tablet compression involving the addition of talc and a lubricant mixture.

The 173 patent more specifically claims a method for the preparation of sustained-release tablets, useful for the treatment of colitis ulcerosa or Crohn's disease, comprising the steps of

a) preparing a first granulate from 5-ASA or a pharmaceutically acceptable salt or ester thereof and bout 10% by weight (solids content based on the 5-ASA) of polyvinylpyrrolidone in an organic solvent thereby to provide granules of a particle size from about 0.7 to 1 mm, upon evaporation of the solvent.

b) applying onto said granules a coating composition, comprising a solution in an organic solvent of a pharmaceutically acceptable coating material which will gradually release the active ingredient upon arrival at the small intestine, thereby to provide coated granules upon evaporation of the solvent,

c) mixing the first granulate with about 5% by weight, calculated on the total solids content, of a lubricant and a conventional pharmaceutical tablet carrier in an amount in accordance with the desired size and active ingredient content of the tablet, and

d) forming tablets from the resulting mixture

Preferably the coating material is a cellulose derivative.

International application WO 94/28911 describes i.a. oral pharmaceutical compositions having pH regulating effect, in particular for raising a subnormal pH in the intestine, comprising a coated pH regulated alkaline material, preferably calcium carbonate. The composition may be formulated as entero-coated granulates or tablets. The composition may further comprise a therapeutically active ingredient, e.g. 5-ASA. Such compositions may be formulated as combination granulates, where the 5-ASA is coated as described above with reference to US patent no. 4,496,553 or as combination tablets.

The specific requirements to the 5-ASA release properties of the granule composition as identified by the present inventors and defined by the present invention, were nowhere described or suggested in said US patents or WO 94/28911, let alone any hint or guidance as to how to arrive at the specific embodiments of the invention, said embodiments solving the problems identified and thus providing advantages in a non-predictable way

SUMMARY OF THE INVENTION

Surprisingly, according to the present invention, particular geometrical shapes of each of the granules in combination with the choice of and mixing of particular types of helper ingredients, provide granules with an especially advantageous and clinically important 5-ASA gastro-intestinal release.

Surprisingly, the granule composition of the present invention provides an advantageous release profile securing a clinically important bio-availability. Such a useful bio-availability is obtained due to the following characteristics: only a minor release of 5-ASA in the stomach is obtained, whereas a considerable amount of 5-ASA is available for an appropriate period of time in the small intestine, and also a considerably amount of 5-ASA is available in the large intestine

Thus, in one of its main aspects, the invention provides a composition for oral administration, said composition being:

an oral modified release composition ensuring bioavailability of said 5-ASA in both the small and large intestine, and comprising:

individually coated granules, each granule comprising:

- a core comprising 5-aminosalicylic acid (5-ASA) (or a salt or an ester thereof) and a physiologically acceptable first helper ingredient, preferably a cellulose derivative, in particular microcrystalline cellulose, and
- a coating confining said core, said coating comprising a second helper ingredient, preferably a semi-permeable polymer, in particular, ethylcellulose; and

the majority of the granules, preferably more than 80%, more preferably more than 90%, of the granules being essentially spherical as defined by an *aspect ratio* within 1.00-1.25, preferably within 1.00-1.20, more preferably within 1.00-1.15; and

the majority of the granules, preferably more than 70% , more preferably more than 90%, of the granules of the composition exerting sieve values in the range of 0.5 mm - 2.0 mm, preferably in the range of 0.7 mm - 1.1 mm; and

the composition exerting the following in vitro dissolution rates [when measured in a model system using simulated intestinal fluid in USP Paddle System 2 operated at 37 °C with stirring speed 100 rpm]:

a) within 2-20%, preferably within 5-15 %, of the total 5-ASA is released after 15 minutes in the model system;

b) within 20-50%, preferably within 25-45%, of the total 5-ASA is released after 60 minutes in the model system;

c) within 30-70%, preferably within 40-60% of the total 5-ASA is released after 90 minutes in the model system;

d) within 50-90%, preferably within 55-80%, of the total 5-ASA is released after 150 minutes in the model system;

e) within 75-100% of the total 5-ASA is released after 240 minutes in the model system.

In the present context "5-ASA" is used as also encompassing pharmaceutically acceptable salts and esters thereof.

The salts of 5-ASA may be acid addition salts, in particular the hydrochloride, but any pharmaceutically acceptable, non-toxic organic or inorganic acid may be used.

Also salts formed with the carboxylic acid group may be used. As examples may be mentioned alkali metal salts (K, Na), alkaline earth metal salts (Ca, Mg), but again any pharmaceutically acceptable, non-toxic salt may be used. The Na- and Ca-salts are preferred.

Applicable esters are e.g.

straight chain or branched C_1-C_{18} alkyl esters, e.g. methyl, ethyl, propyl, isopropyl, butyl, isobutyl, amyl, hexyl, heptyl, octyl, nonyl, decyl, lauryl, myristyl, cetyl, and stearyl, etc.,

straight chain or branched C_2-C_{18} alkenyl esters, e.g. vinyl, allyl, undecenyl, oleyl, linolenyl, etc.,

C_3-C_8 cycloalkyl esters, e.g. cyclopropyl, cyclobutyl, cyclopentyl, cyclohexyl, cycloheptyl and cyclooctyl, etc.,

aryl esters, e.g. phenyl, toluyl, xylyl, naphthyl, etc.,

alicyclic esters, e.g. menthyl, etc., or

aralkyl esters, e.g. benzyl, phenethyl, etc.

DETAILED DESCRIPTION OF THE INVENTION

The present invention provides for an oral composition in the form of granules designed for direct oral administration, i e. the granules satisfy the pharmaceutical requirements without being formulated e.g. as tablets or e.g. formulated in capsules

Specific problems had to be overcome, first of all the individual granules should be able to pass relatively quickly through the ventricle without any significant dissolution of 5-ASA, and subsequently a fraction of the 5-ASA should be distributed both in the small and large intestine and reside there in sufficient time for exerting the localized effect.

The present invention provides a modified release oral composition for the treatment of inflammatory bowel diseases, said composition ensuring bio-availability of 5-aminosalicylic acid (5-ASA) in both the small and large intestine, and comprising:

individually coated granules, each granule comprising:

- a core comprising 5-aminosalicylic acid (5-ASA) or a pharmaceutically acceptable salt or ester thereof and a physiologically acceptable first helper ingredient, preferably a cellulose derivative, in particular microcrystalline cellulose, and

- a coating confining said core, said coating comprising a second helper ingredient, preferably a semi-permeable polymer, in particular ethylcellulose; and

the majority of the granules, preferably more than 80%, more preferably more than 90%, of the granules being essentially spherical as defined by an *aspect ratio* within 1.0-1.25, preferably within 1.00-1.20, more preferably within 1.00-1.15; and

the majority of the granules, preferably more than 70% , more preferably more than 90%, of the granules of the composition exerting sieve values in the range of 0.5 mm - 2.0 mm, preferably in the range of 0.7 mm - 1.1 mm; and

the composition exerting the following in vitro dissolution rates [when measured in a model system using simulated intestinal fluid in USP Paddle System 2 operated at 37 °C with stirring speed 100 rpm]:

a) within 2-20%, preferably within 5-15 %, of the total 5-ASA is released after 15 minutes in the model system;

b) within 20-50%, preferably within 25-45%, of the total 5-ASA is released after 60 minutes in the model system;

c) within 30-70%, preferably within 40-60% of the total 5-ASA is released after 90 minutes in the model system;

d) within 50-90%, preferably within 55-80%, of the total 5-ASA is released after 150 minutes in the model system;

e) within 75-100% of the total 5-ASA is released after 240 minutes in the model system.

In the present context "first helper ingredient" is a spheronization aid, preferably microcrystalline cellulose. A "second helper ingredient" is a coating material which preferably acts as a diffusion-rate limiting barrier, but may also act as erodable, degradable rate-limiting barrier. The preferred ingredient is ethylcellulose.

The composition of the invention exerts the following in vivo 5-ASA release parameters:

provided the gastric emptying is within the normal range, 50% of the granules have left the stomach within 60 minutes after intake of the composition, preferably within 30 minutes.

Furthermore, the composition exerts the following in vivo 5-ASA release parameters:

provided the small bowel transit time is within the normal range, 50% of the granules is present in the small bowel 3-6 hours after intake of the composition.

Furthermore, the composition exerts the following in vivo 5-ASA release parameters:

provided the large bowel transit time is within the normal range, 50% of the granules is present in the large bowel 12-50 hours after intake of the composition.

The transit time of various pharmaceutical formulations has been the subject of numerous studies.

Bechgaard, H., Acta Pharmaceutica Technologica 28(2), 1982, studied the critical factors influencing gastrointestinal absorption and focused on the gastrointestinal transit time and pH. She pointed to the marked difference in transit time between single-unit dosages, i.e. oral pharmaceutical formulations consisting of one non-disintegrating unit and multiple-unit dosage, i.e. oral pharmaceutical formulations consisting of a unit which disintegrates in the stomach into a large number of sub-units.

For single-unit dosage forms Bechgaard reports gastric emptying in the range from 0 to 24 hours, while the most recent studies cited (Bogentoft et al.) for multiple-unit dosage forms varies from 1.5 to 2.5 hours in fasting condition to 2.3 to 3 hours in non-fasting condition.

Bechgaard does not report overall intestinal transit time but only the transit time from mouth to caecum. Again there is a very considerable variation for single-unit dosages ranging from 5 to 40 hours, while the transit time for multiple units lie within a more narrow range Bechgaard obtained results showing a large variation as a function of the density of the pellets, which, however, could not be verified by Bogentoft (6.1 ± 0.9 to 7.1 ± 0.8 hours).

The Pentasa ® formulation according to the above-mentioned US patents is a multiple unit formulation and the release of 5-ASA from Pentasa during normal and accelerated intestinal transit time in 7 healthy volunteers has been investigated by Christensen, L.A. et al., Br. J. Clin Pharmac. (1987), 23, 365-369.

Daily dose was 1500 Pentasa, normal transit time (NTT) was 24 h (16-26 h) and accelerated transit time (ATT), caused by a laxative, was 5 h (4-9 h). Median total recovery (24 h, 4-ASA + acetyl-5-ASA) was 87% (61-129%) (NTT) and 81% (56-100%) (ATT), respectively, ($P > 0.10$). An almost complete release of 5-ASA from Pentasa takes place during NTT At ATT conditions about 88% is released, indicating Pentasa to be an acceptable source of 5-ASA also in diarrhoeal states.

While only a relatively small group of volunteers were investigated 6 of the volunteers had NTT's in the range from 24 to 26 hours and 1 had an NTT of 16 hours.

The pH-profile and regional transit times of the normal gut has been measured by a radiotelemetry device by Fällingborg, J., et al., Aliment. Pharmacol. therap. (1989) 3, 605-613. The pH of the gut lumen was measured in 39 healthy persons using a pH-sensitive, radiotransmitting capsule. Thirteen persons were studied twice. The location of the capsule was determined by X-ray. The pH rose from 6.4 in the duodenum to 7.3 in the distal part of the small intestine. In 17 persons the pH dropped by 0.1-0.8 pH units during the

last hours of the small intestinal transit. The pH was 5.7 in the caecum, but rose to 6.6 in the rectum. Gastric residence time was 1.1 h, small intestinal transit was 8 h, and colonic transit time was 17.5 h (median values). The results provide a firmer basis for prediction of the level, and the rate of release of active substance from pH-dependent sustained-release oral preparations and confirm the data obtained by Christensen op.cit.

Further advantages of the composition of the invention are related to improvements with respect to compliance and reproducibility of pharmaceutical characteristics, including laboratory characteristics, especially reproducibility of coating technique parameters.

DESCRIPTION OF THE MANUFACTURING PROCESS

5-ASA and the first helper ingredient are weighed out in the predetermined ratio, e.g. wherein the % by weight of 5-ASA of the total weight of said granule ranging from 30-90%, preferably from 40-80%, more preferably from 50-60%, most preferably about 50%.

The ingredients are thoroughly mixed in a mixing container.

The next step is a granulating process comprising mixing the ingredients with a granulating agent, preferably water, e.g. in the range of 70-90% by weight of the water of the total amount of 5-ASA and helper ingredients. Preferably the granulation is carried out in the mixing container.

An advantage of this step of the process is that it may be performed with water, thus avoiding using organic solvents.

In a subsequent step, an extrusion may be performed by extruding the above-mentioned mixture through sieves with pores of a diameter of e.g. 1.0 mm.

The subsequent step involves spheronization of the mixture by applying the mixture on a spheronizing apparatus, preferably a NICA spheronizer. The process is carefully monitored, and the speed and the employed time interval adjusted according to the instructions of the apparatus, e.g. operated at the maximally allowed speed, and so as to obtain the size and shape of the 5-ASA granules as specified herein.

After the spheronizing step, the granules are transferred to a fluid-bed drying system, and after drying, the granules are individually coated with the second helper ingredient, preferably ethylcellulose, said helper ingredient being dissolved in e.g an organic solvent, preferably acetone, in particular in a concentration of from 0.1 - 5 % w/w.

The monitoring of the obtainment of granules having the specified shapes and sizes may be performed by the following procedure:

I. Image processing and analysis:

A commercially available microscope and analysis software was obtained from Leica ("Leica Q500MC Image Analysis System") and was used to determine the dimensions and the aspect ratio of the prepared granules

The aspect ratio as used herein is defined as the ratio of the length divided by the breadth. The length is defined as the length of the longest dimension of the granule. The breadth is defined as the length of the shortest dimension of the granule.

Samples were taken up randomly, e.g. in triplicate

The compositions according to the invention should meet the following criteria:

the majority of the granules, preferably more than 80%, more preferably more than 90%, of the granules are essentially spherical as defined by an *aspect ratio* within 1.00-1.25, preferably within 1.00-1.20, more preferably within 1.00-1.15.

II. Furthermore, the particle size distribution of the granules of the composition can be determined by the LEICA ANALYSIS SYSTEM as described above; and also in the following way:

Representative samples of a granule preparation are sieved over a sieve-stack of varying sieves, using fixed time and oscillation, the sieves typically being

1.40 mm - 1.25 mm - 1.12 mm - 1.00 mm - 0 710 mm - 0 50 mm - 0.355 mm - 0.250 mm.

The compositions according to the invention should meet the following criteria:

the majority of the granules, preferably more than 70%, more preferably more than 90%, of the granules of the composition exerting sieve values in the range of 0.5 mm - 2.0 mm, preferably in the range of 0.7 mm - 1.1 mm.

Furthermore, the prepared granule preparations are tested in an in vitro model system for dissolution profiles and using simulated intestinal fluid, 0.1 M Na phosphate buffer, pH 7 5, in USP Paddle System 2 operated at 37 °C with stirring speed 100 rpm Batches exerting the dissolution profiles described below are selected for clinical purposes. The preferred dissolution profiles of the granules of the invention are as follows:

a) within 2-20%, preferably within 5-15 %, of the total 5-ASA is released after 15 minutes in the model system;

b) within 20-50%, preferably within 25-45%, of the total 5-ASA is released after 60 minutes in the model system;

c) within 30-70%, preferably within 40-60% of the total 5-ASA is released after 90 minutes in the model system;

d) within 50-90%, preferably within 55-80%, of the total 5-ASA is released after 150 minutes in the model system;

e) within 75-100 % of the total 5-ASA is released after 240 minutes in the model system.

DETAILED DESCRIPTION OF THE GEOMETRICAL/STRUCTURAL CHARACTERISTICS OF THE GRANULES

Granules of the invention are selected so as to exert the following geometrical/structural characteristics:

the majority of the granules, preferably more than 80%, more preferably more than 90%, of the granules being essentially spherical as defined by an *aspect ratio* within 1.00-1.25, preferably within 1.00-1 20, more preferably within 1.00-1.15: and

the majority of the granules, preferably more than 70% , more preferably more than 90%, of the granules of the composition exerting sieve values in the range of 0.5 mm - 2.0 mm, preferably in the range of 0 7 mm - 1.1 mm.

PREFERRED EMBODIMENT OF THE INVENTION

(BATCH 322202) - see Figure 2

For preferred granules according to the invention, the following results were obtained (measurements based on 75 measurements on granules obtained by random sampling)

LENGTH

With respect to **the length** of the granule as defined herein as the length of the longest dimension of the granule, the following values were obtained:

Minimum = 0 751 mm - *maximum* = 1.101 mm,

i.e. the range was from 0.75 to 1.10 mm.

The granules showed length values varying within (mean ± 1 SD). 0 881 mm ± 0.068 mm = from 0.813 mm to 0 949 mm - and the granules had maximal length varying within mean ± 2 SD 0.881 mm ± 0.136 mm = from 0 745 mm to 1.017 mm. Thus, the majority (95%) of the granules showed a **length (the length of the longest dimension) of from 0.75 mm to 1.02 mm.**

BREADTH

With respect to **the breadth** of the granules defined herein as the length of the shortest dimension of the granule, the following values were obtained:

Minimum = 0.674 mm - *maximum* = 0.920 mm,

i.e. the range was from 0.67 to 0.92 mm.

The granules had breadth values varying within (mean ± 1 SD): 0.800 mm ± 0.058 mm = from 0.742 mm to 0.858 mm - and within (mean ± 2 SD): 0.800 mm ± 0.116 mm = from 0.684 mm to 0.916 mm. As seen, the majority. 95%) of the granules showed

breadth (the length of the shortest dimension) of from **0.68 mm to 0.92 mm.**

ASPECT RATIO

With respect to the **aspect ratio** defined herein as the ratio of the length divided by the breadth, (the length being defined as the length of the longest dimension of the granule, and the breadth being defined as the length of the shortest dimension of the granule), the following values were obtained:

Minimum = 1.029 - maximum = 1.250

i.e. the range of aspects ratios was from 1.03 to 1.25.

The granules showed aspect ratios varying within (mean ± 1 SD). 1.102 ± 0.044 = from 1.058 to 1.146 - and within (mean ± 2 SD) = 1.102 ± 0.088 mm = from 1.014 to 1.190. As seen, the majority, 97 %) of the granules showed

aspect ratios of from 1.01 to 1.19.

PREFERRED EMBODIMENT OF THE INVENTION

(BATCH 437601) - see Figure 4

For preferred granules according to the invention, the following results were obtained (measurements based on 75 measurements on granules obtained by random sampling)

LENGTH

With respect to **the length** of the granule as defined herein as the length of the longest dimension of the granule, the following values were obtained:

Minimum = 0.712 mm - maximum = 1 010 mm.

i.e. the range was from 0.71 to 1.01 mm.

The granules had length values varying within (mean ± 1 SD): 0.834 mm ± 0.070 mm = from 0.764 mm to 0.904 mm; and within (mean ± 2 SD): 0.834 mm ± 0.140 mm = from 0.694 mm to 0.974 mm. As seen, the majority, 98 %) of the granules showed a **length** (the length of longest dimension) of from **0.69 mm to 1.02 mm.**

BREADTH

With respect to **the breadth** of the granules defined herein as the length of the shortest dimension of the granule, the following values were obtained

Minimum = 0.648 mm - maximum = 0.907 mm.

i.e. the range was from 0.65 to 0.91 mm.

The granules had breadth values varying within (mean ± 1 SD):= 0.759 mm ± 0.069 mm = from 0.690 mm to 0.828 mm; and within (mean ± 2 SD): 0.759 mm ± 0.138 mm = from 0.621 mm to 0.897 mm As seen, the majority, 95%) of the granules showed **breadth** (the length of the shortest dimension) of from **0.62 mm to 0.90 mm.**

ASPECT RATIO

With respect to the **aspect ratio** defined herein as the ratio of the length divided by the breadth, (the length being defined as the length of the longest dimension of the granule, and the breadth being defined as the length of the shortest dimension of the granule), the following values were obtained:

Minimum = 1.016 - maximum = 1.266

i.e. the range of aspects ratios was from 1.02 to 1.27.

The granules showed aspect ratios varying within (mean ± 1 SD): 1.100 ± 0.046 = from 1 054 to 1.146; and within (mean ± 2 SD): 1.100 ± 0.092 mm =

from 1.008 to 1.192. As seen, the majority (approx. 95%) of the granules showed aspect ratios of from 1.01 to 1.19.

TREATMENT OF INFLAMMATORY BOWEL DISEASES

A main aspect of the invention is a method for the treatment of inflammatory bowel diseases (IBD) in particular Crohn's disease, colitis ulcerosa, an unclassified form of said diseases, or a diagnosed subtype of said disease comprising orally administering a pharmacologically effective amount of the composition according to the invention.

The term "pharmacologically effective amount" as used herein, represents an amount of a compound of the invention which is capable of inducing the desired therapeutical effect in the individual in need thereof. The particular dose of 5-ASA administered according to the present invention will, of course, be determined by the particular circumstances relating to the case, including the particular condition and pathological site to be treated, the sex, age, and weight of the individual, and similar considerations.

The present invention is also useful in a maintenance treatment of more or less chronic inflammatory bowel disease, inter alia because systemic effects and other adverse effects due to the 5-ASA are negligible. Thus, relatively long treatment cycles employing relatively high total amounts of drugs may be prescribed with the concomitant reduced risk of adverse effects.

The target part of the gastrointestinal tract is a target part in the proximal small intestine, the mid small intestine, the distal small intestine, the caecum, the ascending colon, the transverse colon, the descending colon, the sigmoid colon and/or the rectum.

An aspect of the invention is a composition, wherein the 5-ASA is in a unit dosage form and comprises 5-ASA in amounts suitable for the administration of from 250 mg to 12 g, preferably from 500 mg to 6 g, more preferably from 500 mg to 4 g, e.g. in unit dosage form each comprising 500 mg, 1 g, 2 g, 5 g, or 6 g.

The term "unit dosage form" refers to physically discrete units suitable as unitary dosages for clinical use, each unit containing a predetermined quantity of 5-ASA calculated to produce the desired therapeutic effect

Furthermore, the composition is preferably a composition , wherein the 5-ASA is supplied as a unit dosage forms in sealed packages to be opened immediately prior to use, e.g. sachets or sticks

BRIEF DESCRIPTION OF THE DRAWINGS

FIG. 1 shows an image analysis of spherical granules of a preferred embodiment of the invention prepared as described below.

FIG. 2 shows the corresponding *aspect ratio* determinations, obtained by LEICA Q500MC Image Analysis System.

FIG 3 and 4 show similar data obtained from another batch

FIG. 5 is a graphical depiction of the preferred dissolution rate intervals of the granules according to the invention.

FIG. 6 is a graphical depiction showing the same dissolution rate intervals as in FIG. 5, but also showing data obtained from a comparison experiment.

It is seen that the dissolution profile of the conventional granules are very different from the profiles of the granules of the invention

FIG. 7 is a graphical depiction of data obtained from spherical granules of the invention. The test procedure was as in FIG 6. Results are within the preferred limits.

FIG. 8 is a graphical depiction of data obtained from spherical granules of the invention. The test procedure was as in FIG. 6 Results are within the preferred limits.

FIG. 9 is a graphical depiction showing the results described in FIG. 6 an 7 and 8 on the same graph.

FIG. 10 shows a table relating to in vivo gastric emptying time and colon arrival time of spherical granules.

FIG. 11 and FIG. 12 show results from the same clinical study as described in FIG. 10: plasma concentration curves of 5-ASA.

EXAMPLE 1

THE MANUFACTURE OF GRANULE COMPOSITIONS ACCORDING TO THE INVENTION

5000 g 5-ASA and 5000 g microcrystalline cellulose were weighed out and carefully mixed at a fixed time and speed 8000 g purified water was poured into the blending container and the ingredients were mixed.

The mixture was extruded through 1.0 mm sieves, and spheronized at fixed time and speed. After carefully monitored spheronization, using maximal speed (790 rpm) of the NICA spheronizing apparatus (NICA S2-450) for a fixed interval of time, e.g. 5 minutes, being adapted to the amount of granule mixture applied to the apparatus, the spheronized granules were transferred to a fluid-bed drying system. After drying, the pellets were spray-coated with ethyl cellulose dissolved in acetone.

Finally, the granules were analyzed and selected as described above, with respect to the geometrical properties.

For determination of the particle size distribution, typically 400 grams of granules were used. The determination was carried out with a Retsch laboratory sieving machine type VIBRO (1.400 - 1.250 - 1.120 - 1.000 - 0.710 - 0.500 - 0.355 - 0.250 mm). The oscillation amplitude control regulation was set at 60, for 10 minutes.

The specific batches of granules prepared as described above are further characterized by the accompanying drawings.

DESCRIPTION OF THE TESTS AND RESULTS

An image analysis of spherical granules of a preferred embodiment (batch 322201) of the invention is shown in FIG. 1.

FIG. 2 is a table showing corresponding geometrical characteristics obtained from the same batch., including data representing length, breadth, and *aspect ratio* determinations - all obtained by the LEICA Q500MC Image Analysis System. Typically approximately 3 x 300 mg of granules are taken randomly for image processing and analysis.

FIG. 3 and 4 show image analysis and geometrical data obtained from batch 437601

Test procedure for dissolution rates:

The in vitro dissolution rates were tested in simulated intestinal fluid using a USP Paddle system 2 Dissolution System. The following conditions were applied:

Dissolution Fluid: 0.1 M Na-phosphate buffer pH = 7.5

Fluid Volume: 1000 ml

Temperature. 37 °C

Stirring speed: 100 rpm

A graphical depiction of the preferred dissolution rate intervals of the granules according to the invention is shown in fig. 5.

COMPARISON STUDY

A comparison study was performed using a portion of some granules representing a 5-ASA granulate prepared as an intermediary product prior to the addition of tablet ingredients and compression into tablets, i.e. an intermediary 5-ASA granulate as prepared prior to the formulation of conventional 5-ASA tablets. The comparison results showed that such "conventional" granules did not provide the properties characteristic of the

granules of the present invention. The conventional granules employed in the comparison study were granules made from a homogenous mixture of 5% polyvinylpyrrolidone and 95% 5-ASA, and granulated and extruded (1.0 mm sieve), and subsequently coated with ethylcellulose. -

6 batches were tested.

FIG. 6 is a graphical depiction showing the same dissolution rate intervals as in FIG. 5, but also showing data obtained from a comparison experiment:

It is seen that the dissolution profile of the conventional granules is very different from the profiles of the granules of the invention.

FIG 7 is a graphical depiction of data obtained from spherical granules of the invention (batch 322202). The test procedure was as in FIG. 6 Results are within the preferred limits.

FIG. 8 is a graphical depiction of data obtained from spherical granules of the invention (batch 437601). The test procedure was as in FIG. 6. Results are within the preferred limits.

FIG. 9 is a graphical depiction showing the results described in FIG. 6 (comparison data) and FIG. 7 and FIG 8 on the same graph

Test procedure in vivo

The dispositions of spherical granules were investigated in eight healthy volunteers. The experiments were performed according to a Clinical Study Protocol employed at *Pharmaceutical Profiles Ltd*, Nottingham, UK., using radiolabelled ^{153}Sm granules for the localization of the position of the disposed composition. The results are shown in FIG. 10, which is a table showing the gastric emptying time and colon arrival time of the tested spherical granules.

FIG 11 and FIG 12 show further results from the clinical study: plasma concentration curves of 5-ASA after administration (1000 mg single dose) of the granule composition of the invention.

This Sheet Has Been Replaced

THIS SHEET HAS BEEN REPLACED

CLAIMS

1. A modified release oral composition for the treatment of inflammatory bowel diseases, said composition ensuring bioavailability of 5-aminosalicylic acid (5-ASA) in both the small and large intestine, and comprising

individually coated granules, each granule comprising:

- a core comprising 5-aminosalicylic acid (5-ASA) or a pharmaceutically acceptable salt or ester thereof and a physiologically acceptable first helper ingredient, preferably a cellulose derivative, in particular microcrystalline cellulose, and

- a coating confining said core, said coating comprising a second helper ingredient, preferably a semi-permeable polymer, in particular ethylcellulose; and

the majority of the granules, preferably more than 80%, more preferably more than 90%, of the granules being essentially spherical as defined by an *aspect ratio* within 1.00-1.25, preferably within 1.00-1.20, more preferably within 1.00-1.15; and

the majority of the granules, preferably more than 70% , more preferably more than 90%, of the granules of the composition exerting sieve values in the range of 0.5 mm - 2.0 mm, preferably in the range of 0.7 mm - 1.1 mm; and

the composition exerting the following in vitro dissolution rates [when measured in a model system using simulated intestinal fluid in USP Paddle System 2 operated at 37 °C with stirring speed 100 rpm]:

a) within 2-20%, preferably within 5-15 %, of the total 5-ASA is released after 15 minutes in the model system;

b) within 20-50%, preferably within 25-45%, of the total 5-ASA is released after 60 minutes in the model system;

c) within 30-70%, preferably within 40-60% of the total 5-ASA is released after 90 minutes in the model system;

This Sheet Has Been Replaced



THIS SHEET HAS BEEN REPLACED

d) within 50-90%, preferably within 55-80%, of the total 5-ASA is released after 150 minutes in the model system.

e) within 75-100% of the total 5-ASA is released after 240 minutes in the model system.

2. A composition according to claim 1 exerting the following in vivo 5-ASA release parameters.

provided the gastric emptying is within the normal range, 50% of the granules have left the stomach within 60 minutes after intake of the composition, preferably within 30 minutes.

3. A composition according to claim 1 exerting the following in vivo 5-ASA release parameters

provided the small bowel transit time is within the normal range, 50% of the granules is present in the small bowel 3-6 hours after intake of the composition.

4. A composition according to claim 1 exerting the following in vivo 5-ASA release parameters:

provided the large bowel transit time is within the normal range, 50% of the granules is present in the large bowel 12-50 hours after intake of the composition.

5. A composition according to claim 1, wherein the % by weight of 5-ASA of the total weight of said granule ranging from 30-90%, preferably from 40-80%, more preferably from 50-60%.

6. A composition according to claim 1, wherein the 5-ASA is in a unit dosage form and comprises 5-ASA in amounts suitable for the administration of from 250 mg to 12 g, preferably from 500 mg to 6 g, more preferably from 500 mg to 4 g, e.g. in unit dosage form each comprising 500 mg, 1 g, 2 g, 5 g, or 6 g.



* C L M S *

This Sheet Has Been Replaced



THIS SHEET HAS BEEN REPLACED

7. A composition according to claim 1, wherein the 5-ASA is supplied as unit dosage forms in sealed packages to be opened immediately prior to use, e.g sachets or sticks.

8. A composition according to claim 1, wherein the inflammatory bowel disease is Crohn's disease, colitis ulcerosa, an unclassified form of said diseases, or a diagnosed subtype of said disease.

9. Use of 5-ASA or a pharmaceutically acceptable salt or ester thereof and a first and second helper ingredient for the manufacture of a medicament for the treatment of inflammatory bowel diseases (IBD), in particular Crohn's disease, colitis ulcerosa, an unclassified form of said diseases, or a diagnosed subtype of said disease, said medicament comprising

individually coated granules, each granule comprising:

- a core comprising 5-aminosalicylic acid (5-ASA) (or a salt or an ester thereof) and a physiologically acceptable first helper ingredient, preferably a cellulose derivative, in particular microcrystalline cellulose, and

- a coating confining said core, said coating comprising a second helper ingredient, preferably a semi-permeable polymer, in particular ethylcellulose; and

the majority of the granules, preferably more than 80%, more preferably more than 90%, of the granules being essentially spherical as defined by an *aspect ratio* within 1.00-1.25, preferably within 1.00-1.20, more preferably within 1.00-1.15; and

the majority of the granules, preferably more than 70% , more preferably more than 90%, of the granules of the composition exerting sieve values in the range of 0.5 mm - 2.0 mm, preferably in the range of 0.7 mm - 1.1 mm; and

the composition exerting the following in vitro dissolution rates [when measured in a model system using simulated intestinal fluid in USP Paddle System 2 operated at 37 °C with stirring speed 100 rpm]:



THIS SHEET HAS BEEN REPLACED

a) within 2-20%, preferably within 5-15 %, of the total 5-ASA is released after 15 minutes in the model system,

b) within 20-50%, preferably within 25-45%, of the total 5-ASA is released after 60 minutes in the model system;

c) within 30-70%, preferably within 40-60% of the total 5-ASA is released after 90 minutes in the model system;

d) within 50-90%, preferably within 55-80%, of the total 5-ASA is released after 150 minutes in the model system;

e) within 75-100% of the total 5-ASA is released after 240 minutes in the model system

This Sheet Has Been Replaced





Figure 1 **Image Analysis of Spherical Granules (Batch 322202)**



Figure 2 **Analysis of geometrical characteristica of spherical granules (Batch322202)**

No	Length	Breadth	Peri-meter	Aspect Ratio	No	Length	Breadth	Peri-meter	Aspect Ratio	No	Length	Breadth	Peri-meter	Aspect Ratio
1	0.829	0.777	2.617	1.066	1	0.894	0.829	2.811	1.078	1	0.777	0.738	2.487	1.052
2	0.842	0.712	2.513	1.181	2	0.933	0.855	2.927	1.090	2	0.946	0.868	2.979	1.089
3	0.842	0.777	2.655	1.083	3	0.933	0.855	2.902	1.090	3	0.894	0.803	2.746	1.112
4	0.803	0.699	2.500	1.148	4	0.855	0.803	2.694	1.064	4	0.933	0.842	2.850	1.107
5	0.881	0.777	2.746	1.133	5	0.881	0.803	2.746	1.096	5	0.829	0.764	2.591	1.084
6	0.842	0.751	2.578	1.120	6	0.712	0.661	2.267	1.078	6	0.946	0.855	2.940	1.106
7	0.816	0.777	2.604	1.050	7	0.894	0.842	2.824	1.061	7	0.894	0.803	2.733	1.112
8	0.933	0.855	2.927	1.090	8	0.751	0.661	2.319	1.137	8	0.868	0.790	2.746	1.098
9	0.777	0.687	2.396	1.132	9	0.829	0.764	2.617	1.084	9	0.907	0.855	2.837	1.060
10	0.946	0.868	2.979	1.089	10	0.803	0.764	2.539	1.050	10	0.920	0.855	2.876	1.075
11	1.101	0.881	3.251	1.250	11	0.946	0.855	2.953	1.106	11	0.933	0.803	2.863	1.161
12	0.829	0.777	2.617	1.066	12	1.023	0.868	3.135	1.179	12	0.920	0.829	2.863	1.109
13	0.946	0.816	2.927	1.158	13	0.855	0.777	2.668	1.100	13	0.816	0.725	2.487	1.125
14	0.894	0.829	2.772	1.078	14	0.816	0.751	2.513	1.086	14	0.894	0.790	2.746	1.131
15	0.842	0.764	2.668	1.101	15	0.842	0.816	2.720	1.031	15	0.829	0.751	2.617	1.103
16	0.907	0.738	2.694	1.228	16	0.881	0.803	2.772	1.096	16	0.933	0.894	2.979	1.043
17	0.907	0.803	2.772	1.129	17	0.946	0.868	2.915	1.089	17	0.907	0.868	2.927	1.044
18	0.972	0.920	3.070	1.056	18	0.803	0.751	2.578	1.068	18	0.751	0.674	2.319	1.115
19	0.881	0.816	2.811	1.079	19	0.920	0.842	2.876	1.092	19	0.855	0.777	2.642	1.100
20	0.972	0.816	2.953	1.190	20	0.842	0.751	2.578	1.120	20	0.816	0.777	2.604	1.050
21	0.907	0.842	2.876	1.076	21	0.868	0.829	2.759	1.046	21	0.907	0.868	2.889	1.044
22	0.790	0.712	2.448	1.109	22	0.907	0.881	2.915	1.029	22	0.816	0.738	2.513	1.105
23	1.075	0.881	3.174	1.220	23	0.881	0.816	2.811	1.079	23	0.842	0.751	2.578	1.120
24	0.920	0.790	2.824	1.163	24	0.855	0.790	2.746	1.081	24	0.920	0.829	2.824	1.109
25	0.959	0.855	2.927	1.121	25	0.907	0.829	2.837	1.093	25	0.855	0.738	2.642	1.157
Mean	0.897	0.797	2.772	1.125	Mean	0.871	0.803	2.737	1.085	Mean	0.876	0.799	2.731	1.096
St. Dev.	0.081	0.061	0.221	0.056	St. Dev.	0.066	0.058	0.198	0.032	St. Dev.	0.055	0.056	0.176	0.033
Max.	1.101	0.920	3.251	1.250	Max.	1.023	0.881	3.135	1.179	Max.	0.946	0.894	2.979	1.161
Min.	0.777	0.687	2.396	1.050	Min.	0.712	0.661	2.267	1.029	Min.	0.751	0.674	2.319	1.043
Batch										Mean	0.881	0.800	2.747	1.102
Batch no.:		322202								St. Dev.	0.068	0.058	0.197	0.044
										Max.	1.101	0.920	3.251	1.250
										Min.	0.751	0.674	2.319	1.029

Figure 3 **Image Analysis of Spherical Granules (Batch 437601)**



Figure 4 Analysis of geometrical characteristica of spherical granules (Batch 437601)

No	Length	Breadth	Peri-meter	Aspect Ratio	No	Length	Breadth	Peri-meter	Aspect Ratio	No	Length	Breadth	Peri-meter	Aspect Ratio
1	0.725	0.674	2.319	1.076	1	0.687	0.609	2.111	1.127	1	0.842	0.777	2.642	1.083
2	0.803	0.751	2.526	1.068	2	0.842	0.777	2.655	1.083	2	0.868	0.790	2.668	1.098
3	0.712	0.661	2.241	1.078	3	0.946	0.829	2.902	1.140	3	0.881	0.816	2.772	1.079
4	0.946	0.842	2.953	1.123	4	0.933	0.868	2.927	1.074	4	0.777	0.687	2.370	1.132
5	0.959	0.868	2.966	1.104	5	0.803	0.725	2.513	1.107	5	0.764	0.648	2.306	1.180
6	0.920	0.868	2.876	1.059	6	0.816	0.764	2.565	1.067	6	0.907	0.751	2.720	1.206
7	0.868	0.790	2.720	1.098	7	0.777	0.674	2.345	1.153	7	0.997	0.907	3.109	1.100
8	0.933	0.881	2.992	1.058	8	0.894	0.842	2.811	1.061	8	0.842	0.777	2.591	1.083
9	0.842	0.803	2.694	1.048	9	0.738	0.583	2.189	1.266	9	0.790	0.738	2.513	1.070
10	0.907	0.803	2.850	1.129	10	0.816	0.712	2.422	1.145	10	0.868	0.803	2.733	1.080
11	0.842	0.764	2.642	1.101	11	0.790	0.751	2.526	1.051	11	0.933	0.855	2.902	1.090
12	0.829	0.738	2.552	1.122	12	0.790	0.777	2.565	1.016	12	0.816	0.712	2.487	1.145
13	0.933	0.829	2.915	1.125	13	0.829	0.687	2.500	1.207	13	0.855	0.803	2.707	1.064
14	0.790	0.764	2.526	1.033	14	0.751	0.699	2.370	1.074	14	0.842	0.777	2.617	1.083
15	0.790	0.751	2.539	1.051	15	0.803	0.687	2.396	1.169	15	0.816	0.777	2.591	1.050
16	0.868	0.764	2.681	1.135	16	0.816	0.764	2.591	1.067	16	0.907	0.855	2.863	1.060
17	0.816	0.738	2.539	1.105	17	0.738	0.661	2.306	1.117	17	0.712	0.648	2.215	1.100
18	0.803	0.738	2.487	1.087	18	0.790	0.751	2.539	1.051	18	1.010	0.868	3.057	1.164
19	0.842	0.764	2.604	1.101	19	0.803	0.712	2.422	1.127	19	0.881	0.842	2.850	1.046
20	0.751	0.687	2.370	1.094	20	0.868	0.790	2.707	1.098	20	0.790	0.712	2.461	1.109
21	0.816	0.738	2.513	1.105	21	0.751	0.674	2.306	1.115	21	0.881	0.816	2.720	1.079
22	0.842	0.764	2.655	1.101	22	0.712	0.648	2.241	1.100	22	0.790	0.738	2.461	1.070
23	0.829	0.751	2.565	1.103	23	0.984	0.855	3.005	1.151	23	0.803	0.764	2.552	1.050
24	0.790	0.712	2.435	1.109	24	0.842	0.764	2.668	1.101	24	0.816	0.790	2.630	1.032
25	0.777	0.622	2.306	1.250	25	0.816	0.764	2.565	1.067	25	0.894	0.829	2.772	1.078
Mean	0.837	0.763	2.619	1.099	Mean	0.813	0.735	2.526	1.109	Mean	0.851	0.779	2.652	1.093
St. Dev.	0.067	0.065	0.213	0.042	St. Dev.	0.071	0.073	0.228	0.054	St. Dev.	0.069	0.065	0.214	0.043
Max.	0.959	0.881	2.992	1.250	Max.	0.984	0.868	3.005	1.266	Max.	1.010	0.907	3.109	1.206
Min.	0.712	0.622	2.241	1.033	Min.	0.687	0.583	2.111	1.016	Min.	0.712	0.648	2.215	1.032
Batch										Mean	0.834	0.759	2.599	1.100
Batch no.:		437601								St. Dev.	0.070	0.069	0.222	0.046
										Max.	1.010	0.907	3.109	1.266
										Min.	0.712	0.648	2.215	1.016

Figure 5. Figure of the Specifications Wanted for the In Vitro Release of 5-ASA.

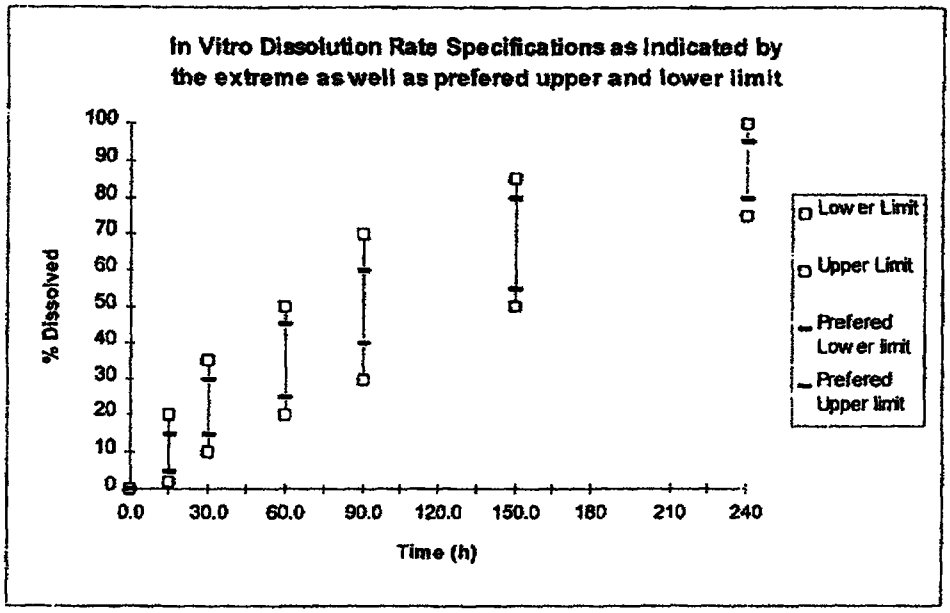

Figure 6 **In-vitro Dissolution Profiles of conventional granules (Mean of six batches).**

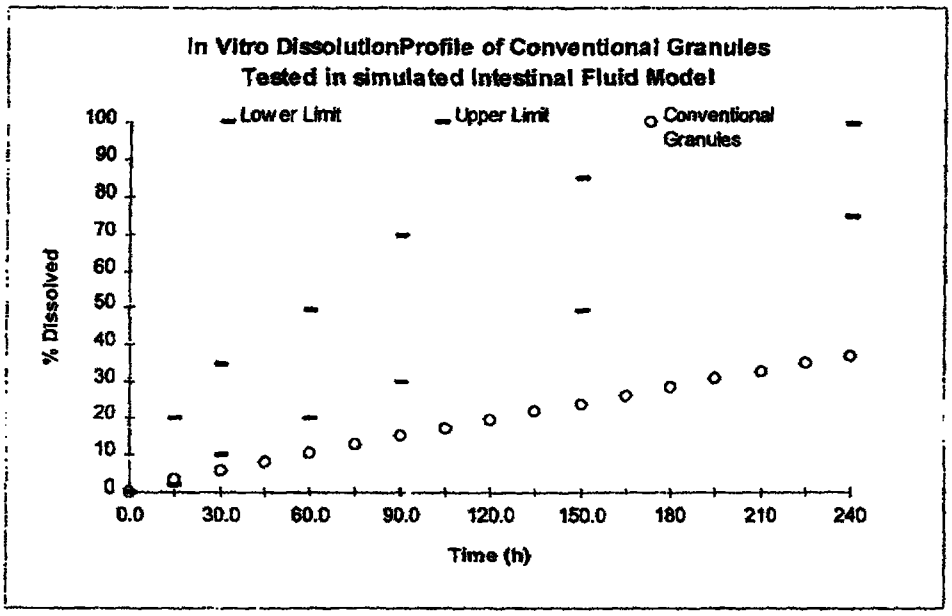

Figure 7. In-vitro Dissolution Profiles of spherical granules (Batch 322202).

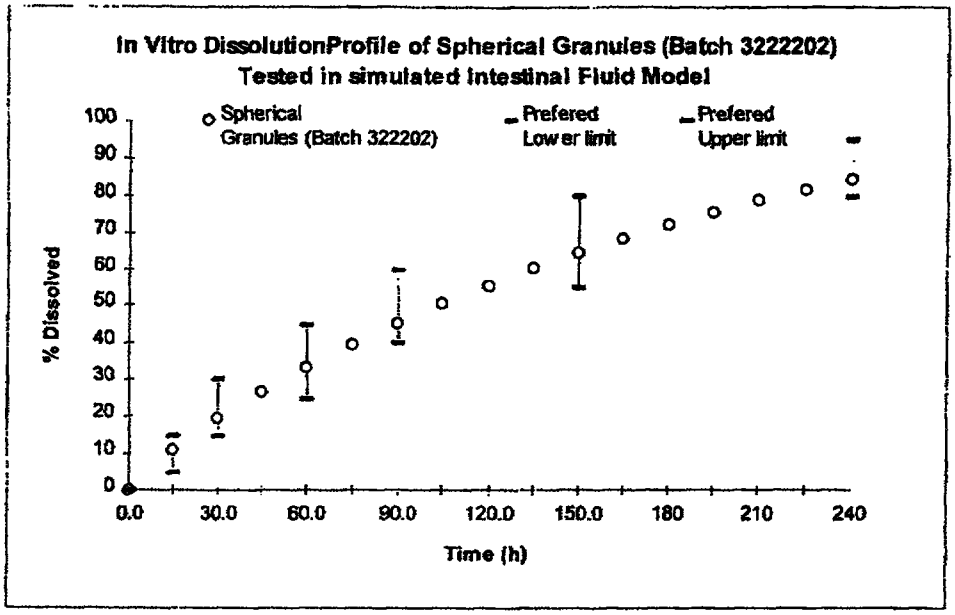

Figure 8. In-vitro Dissolution Profiles of spherical granules (Batch 437601).

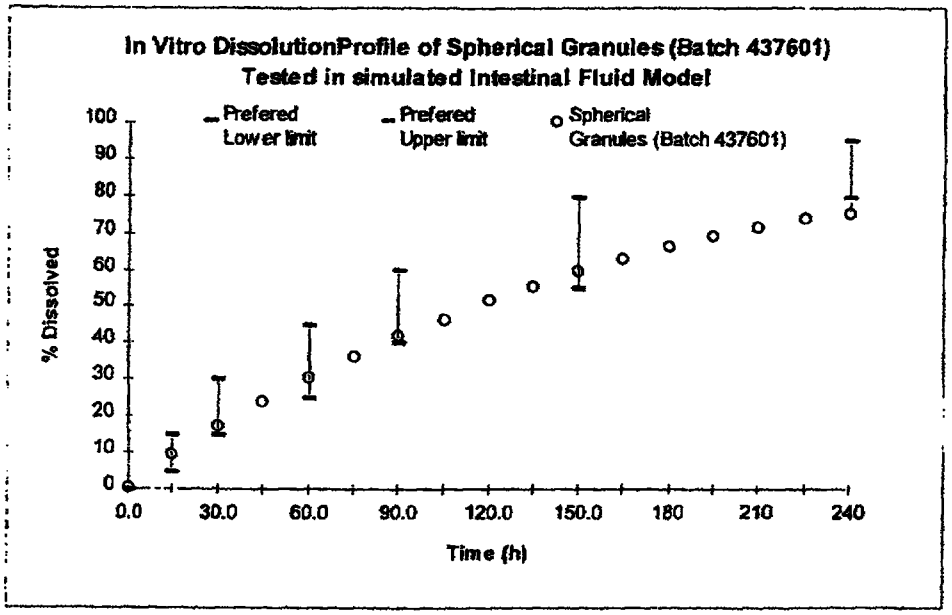

Figure 9. Comparison of In Vitro Release Profiles of Spherical Granules and Conventional Granules

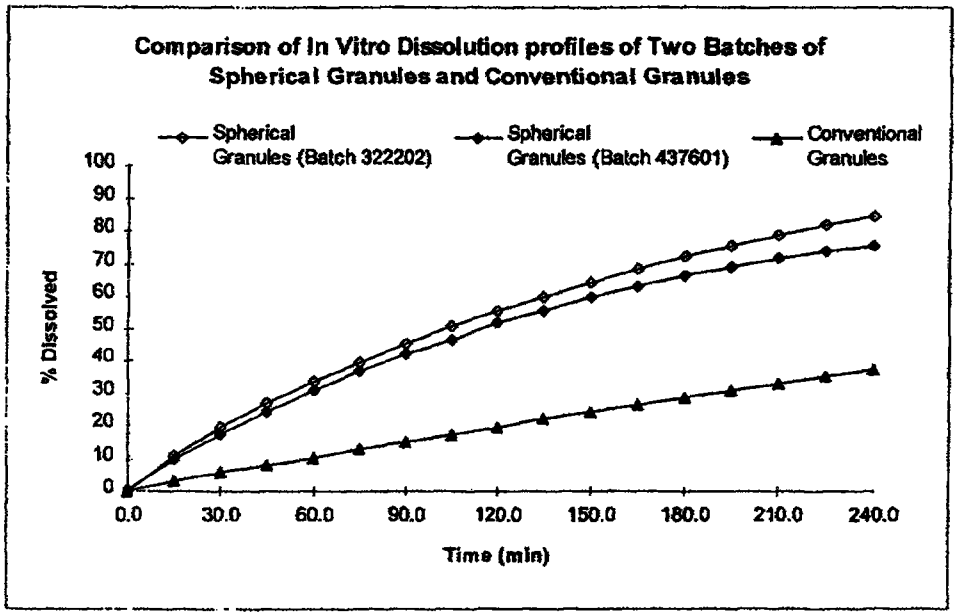

Figure 10 **Gastric Emptying Time and Colon Arrival Time of Spherical Granules.**

Disposition data of Spherical Granules (Batch 437601)

	Gastric Emptying Time (mins)		Colon Arrival Time (mins)	
	$T_{50\%}$	$T_{100\%}$	$T_{50\%}$	$T_{100\%}$
1	22	60	100	121
2	33	124	308	727
3	10	83	260	513
4	25	65	200	277
5	38	124	253	261
7	17	73	292	469
8	13	65	154	172
9	15	30	82	180
Mean	22	78	206	340
SD	10	32	86	210
RSD %	46	41	42	62
Median	20	69	227	269

Figure 11. Plasma Concentration Curve of 5-ASA After Dosing with Spherical Granules (Batch similar to 322202) Containing 1000 mg 5-ASA (Steady State)

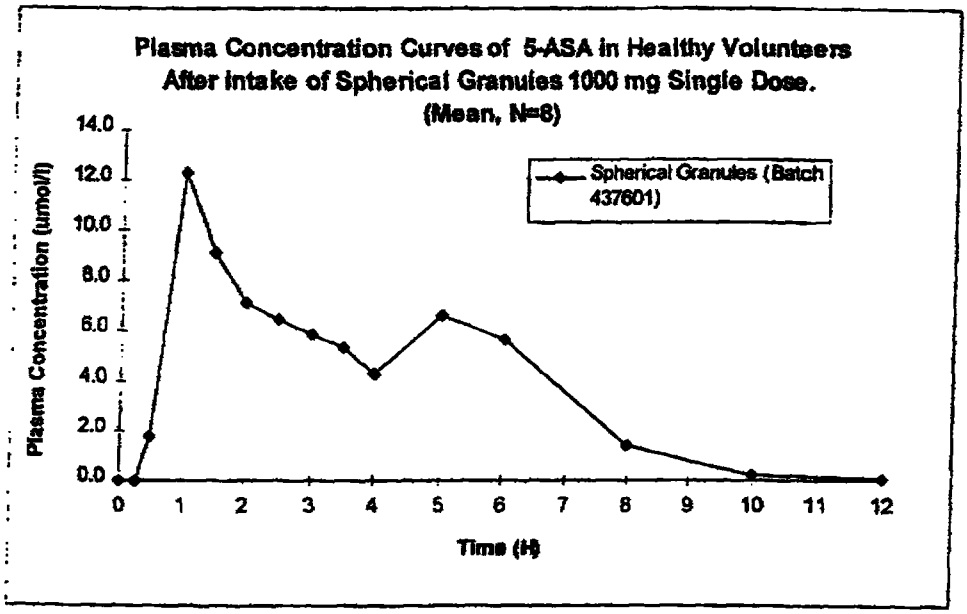

Figure 12. Plasma Concentration Curve of 5-ASA After Dosing with Spherical Granules (Batch 437601) Containing 1000 mg 5-ASA (Single Dose Study)

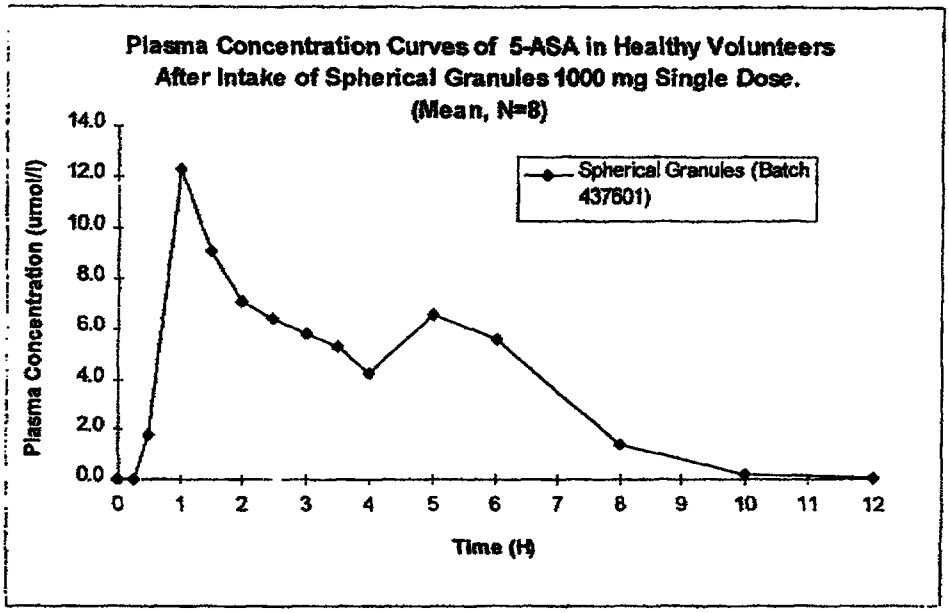

RMP copy
980 3233-7

PCT WORLD INTELLECTUAL PROPERTY ORGANIZATION
International Bureau

INTERNATIONAL APPLICATION PUBLISHED UNDER THE PATENT COOPERATION TREATY (PCT)

(51) International Patent Classification 6 : A61K 9/16, 31/60

A1

(11) International Publication Number: WO 97/23199

(43) International Publication Date: 3 July 1997 (03.07.97)

(21) International Application Number: PCT/DK96/00551

(22) International Filing Date: 23 December 1996 (23.12.96)

(30) Priority Data:
08/575,954 21 December 1995 (21.12.95) US

(71) Applicant: FARMACEUTISK LABORATORIUM FERRING A/S [DK/DK]; Indertoften 10, DK-2720 Vanløse (DK).

(72) Inventors: JEPSEN, Svenn, Kliiver; Kollemosevej 33 D, DK-2840 Holte (DK). HALSKOV, Søren; Parcelvej 111, DK-2830 Virum (DK).

(74) Agent: HOFMAN-BANG & BOUTARD, LEHMANN & REE A/S; Hans Bekkevolds Allé 7, DK-2900 Hellerup (DK).

(81) Designated States: AL, AM, AT, AU, AZ, BA, BB, BG, BR, BY, CA, CH, CN, CU, CZ, DE, DK, EE, ES, FI, GB, GE, HU, IL, IS, JP, KE, KG, KP, KR, KZ, LC, LK, LR, LS, LT, LU, LV, MD, MG, MK, MN, MW, MX, NO, NZ, PL, PT, RO, RU, SD, SE, SG, SI, SK, TJ, TM, TR, TT, UA, UG, UZ, VN, ARIPO patent (KE, LS, MW, SD, SZ, UG), Eurasian patent (AM, AZ, BY, KG, KZ, MD, RU, TJ, TM), European patent (AT, BE, CH, DE, DK, ES, FI, FR, GB, GR, IE, IT, LU, MC, NL, PT, SE), OAPI patent (BF, BJ, CF, CG, CI, CM, GA, GN, ML, MR, NE, SN, TD, TG).

Published
With international search report.

(54) Title: MODIFIED RELEASE ORAL PHARMACEUTICAL COMPOSITION CONTAINING 5-ASA AND METHOD FOR THE TREATMENT OF BOWEL DISEASES

(57) Abstract

Modified release pharmaceutical composition and method for the treatment of inflammatory bowel diseases (IBD) such as Crohn's disease and Colitis Ulcerosa, said compositions comprising as active the ingredient 5-aminosalicyclic acid (5-ASA), and being adapted for modified and targeted release so as to obtain a clinically important localized effect profile of 5-ASA by means of releasing an appropriate amount of 5-ASA in both the small and large bowel.

REPLACEMENT SHEET
03 AUG 1998

CLAIMS:

1. A modified release oral composition for the treatment of inflammatory bowel diseases, said composition ensuring bioavailability of 5-aminosalicylic acid (5-ASA) in both the small and large intestine, and consisting of

individually coated granules, each granule comprising:

- a core consisting essentially of 5-aminosalicylic acid (5-ASA) or a pharmaceutically acceptable salt or ester thereof and a physiologically acceptable spheronization aid, preferably a cellulose derivative, in particular microcrystalline cellulose, and

- a coating confining said core, said coating comprising a rate-limiting barrier-material, preferably a semi-permeable polymer, in particular ethylcellulose; and

the majority of the granules, preferably more than 80%, more preferably more than 90%, of the granules being essentially spherical as defined by an *aspect ratio* (defined as the ration of the length divided by the breadth) within 1.00-1.25, preferably within 1.00-1.20, more preferably within 1.00-1.15; and

the majority of the granules, preferably more than 70% , more preferably more than 90%, of the individual granules of the composition exerting sieve values in the range of ≥0.5 mm and <1.4 mm, preferably in the range of ≥0.7 mm and ≤1.1; and

the composition exerting the following <u>in vitro</u> dissolution rates [when measured in a model system using simulated intestinal fluid in USP Paddle System 2 operated at 37 °C with stirring speed 100 rpm]:

a) within 2-20%, preferably within 5-15 %, of the total 5-ASA is released after 15 minutes in the model system;

b) within 20-50%, preferably within 25-45%, of the total 5-ASA is released after 60 minutes in the model system;

* C L M S *

REPLACEMENT SHEET
03 AUG 1998

c) within 30-70%, preferably within 40-60% of the total 5-ASA is released after 90 minutes in the model system;

d) within 50-90%, preferably within 55-80%, of the total 5-ASA is released after 150 minutes in the model system;

e) within 75-100% of the total 5-ASA is released after 240 minutes in the model system.

2. A composition according to claim 1 exerting the following in vivo 5-ASA release parameters:

provided the gastric emptying is within the normal range, 50% of the granules have left the stomach within 60 minutes after intake of the composition, preferably within 30 minutes.

3. A composition according to claim 1 exerting the following in vivo 5-ASA release parameters:

provided the small bowel transit time is within the normal range, 50% of the granules is present in the small bowel 3-6 hours after intake of the composition.

4. A composition according to claim 1 exerting the following in vivo 5-ASA release parameters:

provided the large bowel transit time is within the normal range, 50% of the granules is present in the large bowel 12-50 hours after intake of the composition.

5. A composition according to claim 1, wherein the % by weight of 5-ASA of the total weight of each granule ranging from 30-90%, preferably from 40-80%, more preferably from 50-60%.

6. A composition according to claim 1, wherein the 5-ASA is in a unit dosage form and comprises 5-ASA in amounts suitable for the administration of from 250 mg to 12 g, preferably from 500 mg to 6 g, more preferably

* C L M S *

REPLACEMENT SHEET
03 AUG 1998

from 500 mg to 4 g, e.g. in unit dosage form each comprising 500 mg, 1 g, 2 g, 5 g, or 6 g.

7. A composition according to claim 1, wherein the 5-ASA is supplied as unit dosage forms in sealed packages to be opened immediately prior to use, e.g. sachets or sticks.

8. A composition according to claim 1, wherein the inflammatory bowel disease is Crohn's disease, colitis ulcerosa, an unclassified form of said diseases, or a diagnosed subtype of said disease.

9. Use of 5-ASA or a pharmaceutically acceptable salt or ester thereof for the manufacture of a medicament for the treatment of inflammatory bowel diseases (IBD), in particular Crohn's disease, colitis ulcerosa, an unclassified form of said diseases, or a diagnosed subtype of said disease, said medicament consisting of

individually coated granules, each granule comprising:

- a core consisting essentially of 5-aminosalicylic acid (5-ASA) (or a salt or an ester thereof) and a physiologically acceptable spheronization aid, preferably a cellulose derivative, in particular microcrystalline cellulose, and

- a coating confining said core, said coating comprising a rate-limiting barrier-material, preferably a semi-permeable polymer, in particular ethylcellulose; and

the majority of the granules, preferably more than 80%, more preferably more than 90%, of the granules being essentially spherical as defined by an *aspect ratio* (defined as the length divided by the breadth) within 1.00-1.25, preferably within 1.00-1.20, more preferably within 1.00-1.15; and

the majority of the granules, preferably more than 70% , more preferably more than 90%, of the individual granules of the composition exerting sieve values in the range of ≥0.5 mm and <1.4 mm, preferably in the range of ≥0.7 mm and ≤1.1; and

* C L M S *

REPLACEMENT SHEET
03 AUG 1998

the composition exerting the following in vitro dissolution rates [when measured in a model system using simulated intestinal fluid in USP Paddle System 2 operated at 37 °C with stirring speed 100 rpm]:

a) within 2-20%, preferably within 5-15 %, of the total 5-ASA is released after 15 minutes in the model system;

b) within 20-50%, preferably within 25-45%, of the total 5-ASA is released after 60 minutes in the model system;

c) within 30-70%, preferably within 40-60% of the total 5-ASA is released after 90 minutes in the model system;

d) within 50-90%, preferably within 55-80%, of the total 5-ASA is released after 150 minutes in the model system;

e) within 75-100% of the total 5-ASA is released after 240 minutes in the model system.

* C L M S *

THIS SHEET HAS BEEN REPLACED

This Sheet Has Been Replaced



REVISED CLAIMS

1. A modified release oral composition for the treatment of inflammatory bowel diseases, said composition ensuring bioavailability of 5-aminosalicylic acid (5-ASA) in both the small and large intestine, and consisting of

individually coated granules, each granule comprising:

- a core consisting essentially of 5-aminosalicylic acid (5-ASA) or a pharmaceutically acceptable salt or ester thereof and a physiologically acceptable spheronization aid, preferably a cellulose derivative, in particular microcrystalline cellulose, and

- a coating confining said core, said coating comprising a rate-limiting barrier-material different from amylose, preferably a semi-permeable polymer, in particular ethylcellulose; and

the majority of the granules, preferably more than 80%, more preferably more than 90%, of the granules being essentially spherical as defined by an *aspect ratio* (as defined herein) within 1.00-1.25, preferably within 1.00-1.20, more preferably within 1.00-1.15; and

the majority of the granules, preferably more than 70% , more preferably more than 90%, of the individual granules of the composition exerting sieve values in the range of ≥0.5 mm and <1.4 mm, preferably in the range of ≥0.7 mm and ≤1.1; and

the composition exerting the following <u>in vitro</u> dissolution rates [when measured in a model system using simulated intestinal fluid in USP Paddle System 2 operated at 37 °C with stirring speed 100 rpm]:

a) within 2-20%, preferably within 5-15 %, of the total 5-ASA is released after 15 minutes in the model system;

b) within 20-50%, preferably within 25-45%, of the total 5-ASA is released after 60 minutes in the model system;



AMENDED SHEET

This Sheet Has Been Replaced



THIS SHEET HAS BEEN REPLACED

c) within 30-70%, preferably within 40-60% of the total 5-ASA is released after 90 minutes in the model system;

d) within 50-90%, preferably within 55-80%, of the total 5-ASA is released after 150 minutes in the model system;

e) within 75-100% of the total 5-ASA is released after 240 minutes in the model system.

2. A composition according to claim 1 exerting the following in vivo 5-ASA release parameters:

provided the gastric emptying is within the normal range, 50% of the granules have left the stomach within 60 minutes after intake of the composition, preferably within 30 minutes.

3. A composition according to claim 1 exerting the following in vivo 5-ASA release parameters:

provided the small bowel transit time is within the normal range, 50% of the granules is present in the small bowel 3-6 hours after intake of the composition.

4. A composition according to claim 1 exerting the following in vivo 5-ASA release parameters:

provided the large bowel transit time is within the normal range, 50% of the granules is present in the large bowel 12-50 hours after intake of the composition.

5. A composition according to claim 1, wherein the % by weight of 5-ASA of the total weight of each granule ranging from 30-90%, preferably from 40-80%, more preferably from 50-60%.

6. A composition according to claim 1, wherein the 5-ASA is in a unit dosage form and comprises 5-ASA in amounts suitable for the administration of from 250 mg to 12 g, preferably from 500 mg to 6 g, more preferably

AMENDED SHEET



This Sheet Has Been Replaced

THIS SHEET HAS BEEN REPLACED

from 500 mg to 4 g, e.g. in unit dosage form each comprising 500 mg, 1 g, 2 g, 5 g, or 6 g.

7. A composition according to claim 1, wherein the 5-ASA is supplied as unit dosage forms in sealed packages to be opened immediately prior to use, e.g. sachets or sticks.

8. A composition according to claim 1, wherein the inflammatory bowel disease is Crohn's disease, colitis ulcerosa, an unclassified form of said diseases, or a diagnosed subtype of said disease.

9. Use of 5-ASA or a pharmaceutically acceptable salt or ester thereof for the manufacture of a medicament for the treatment of inflammatory bowel diseases (IBD), in particular Crohn's disease, colitis ulcerosa, an unclassified form of said diseases, or a diagnosed subtype of said disease, said medicament consisting of

individually coated granules, each granule comprising:

- a core consisting essentially of 5-aminosalicylic acid (5-ASA) (or a salt or an ester thereof) and a physiologically acceptable spheronization aid, preferably a cellulose derivative, in particular microcrystalline cellulose, and

- a coating confining said core, said coating comprising a rate-limiting barrier-material different from amylose, preferably a semi-permeable polymer, in particular ethylcellulose; and

the majority of the granules, preferably more than 80%, more preferably more than 90%, of the granules being essentially spherical as defined by an *aspect ratio* (as defined herein) within 1.00-1.25, preferably within 1.00-1.20, more preferably within 1.00-1.15; and

the majority of the granules, preferably more than 70% , more preferably more than 90%, of the individual granules of the composition exerting sieve values in the range of ≥0.5 mm and <1.4 mm, preferably in the range of ≥0.7 mm and ≤1.1; and

AMENDED SHEET

* C L M S *

This Sheet Has Been Replaced

THIS SHEET HAS BEEN REPLACED

the composition exerting the following in vitro dissolution rates [when measured in a model system using simulated intestinal fluid in USP Paddle System 2 operated at 37 °C with stirring speed 100 rpm]:

a) within 2-20%, preferably within 5-15 %, of the total 5-ASA is released after 15 minutes in the model system;

b) within 20-50%, preferably within 25-45%, of the total 5-ASA is released after 60 minutes in the model system;

c) within 30-70%, preferably within 40-60% of the total 5-ASA is released after 90 minutes in the model system;

d) within 50-90%, preferably within 55-80%, of the total 5-ASA is released after 150 minutes in the model system;

e) within 75-100% of the total 5-ASA is released after 240 minutes in the model system.

* C L M S *

AMENDED SHEET