Figure 1

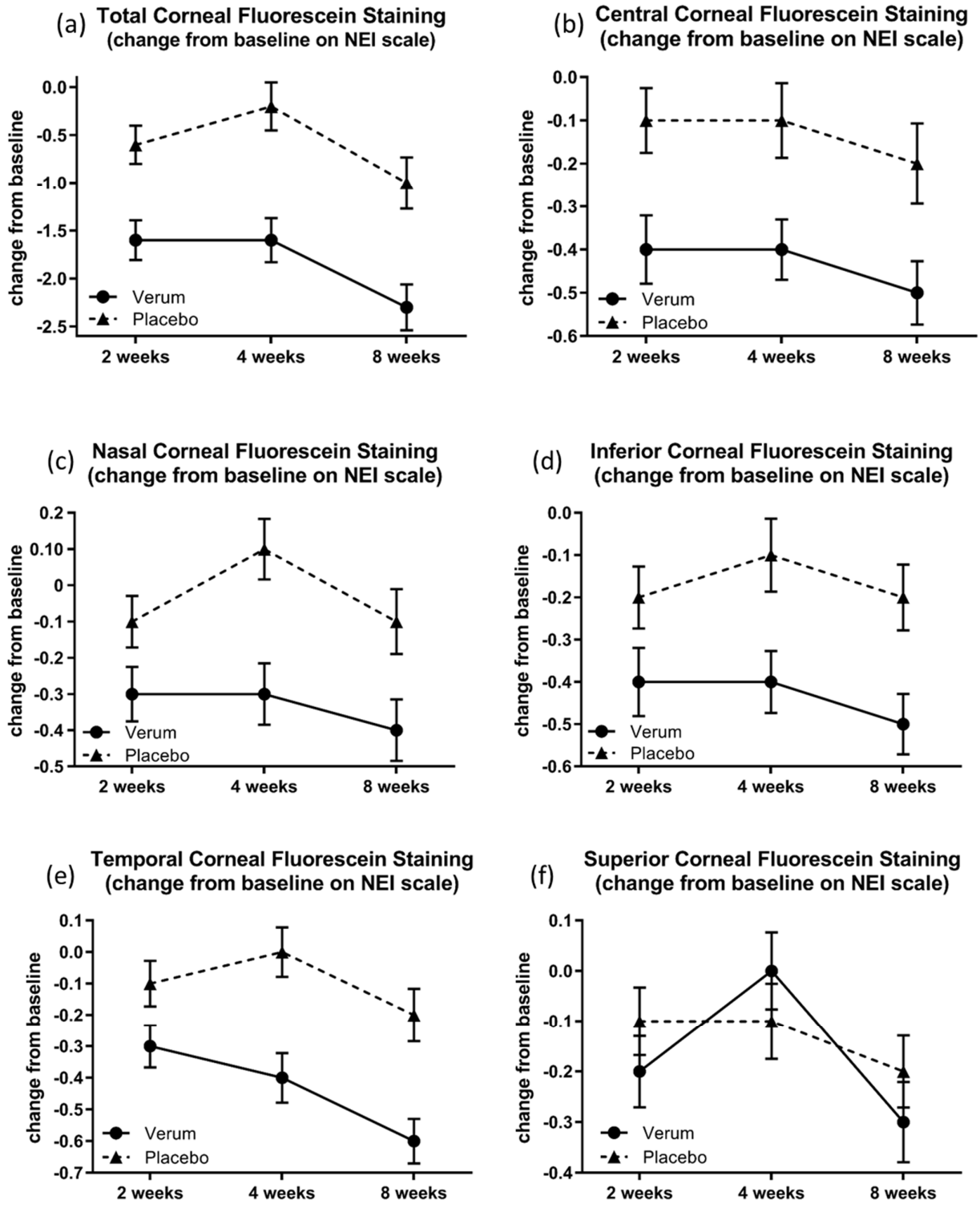
(a) Total Corneal Fluorescein Staining
(change from baseline on NEI scale)
change from baseline
0.0
-0.5
-1.0
-1.5
-2.0
-2.5
Verum
Placebo
2 weeks
4 weeks
8 weeks
(b) Central Corneal Fluorescein Staining
(change from baseline on NEI scale)
change from baseline
0.0
-0.1
-0.2
-0.3
-0.4
-0.5
-0.6
Verum
Placebo
2 weeks
4 weeks
8 weeks
(c) Nasal Corneal Fluorescein Staining
(change from baseline on NEI scale)
change from baseline
0.2
0.10
0
-0.1
-0.2
-0.3
-0.4
-0.5
Verum
Placebo
2 weeks
4 weeks
8 weeks
(d) Inferior Corneal Fluorescein Staining
(change from baseline on NEI scale)
change from baseline
0.0
-0.1
-0.2
-0.3
-0.4
-0.5
-0.6
Verum
Placebo
2 weeks
4 weeks
8 weeks
(e) Temporal Corneal Fluorescein Staining
(change from baseline on NEI scale)
change from baseline
0.1
0.0
-0.1
-0.2
-0.3
-0.4
-0.5
-0.6
-0.7
Verum
Placebo
2 weeks
4 weeks
8 weeks
(f) Superior Corneal Fluorescein Staining
(change from baseline on NEI scale)
change from baseline
0.1
0.0
-0.1
-0.2
-0.3
-0.4
Verum
Placebo
2 weeks
4 weeks
8 weeks

Figure 2

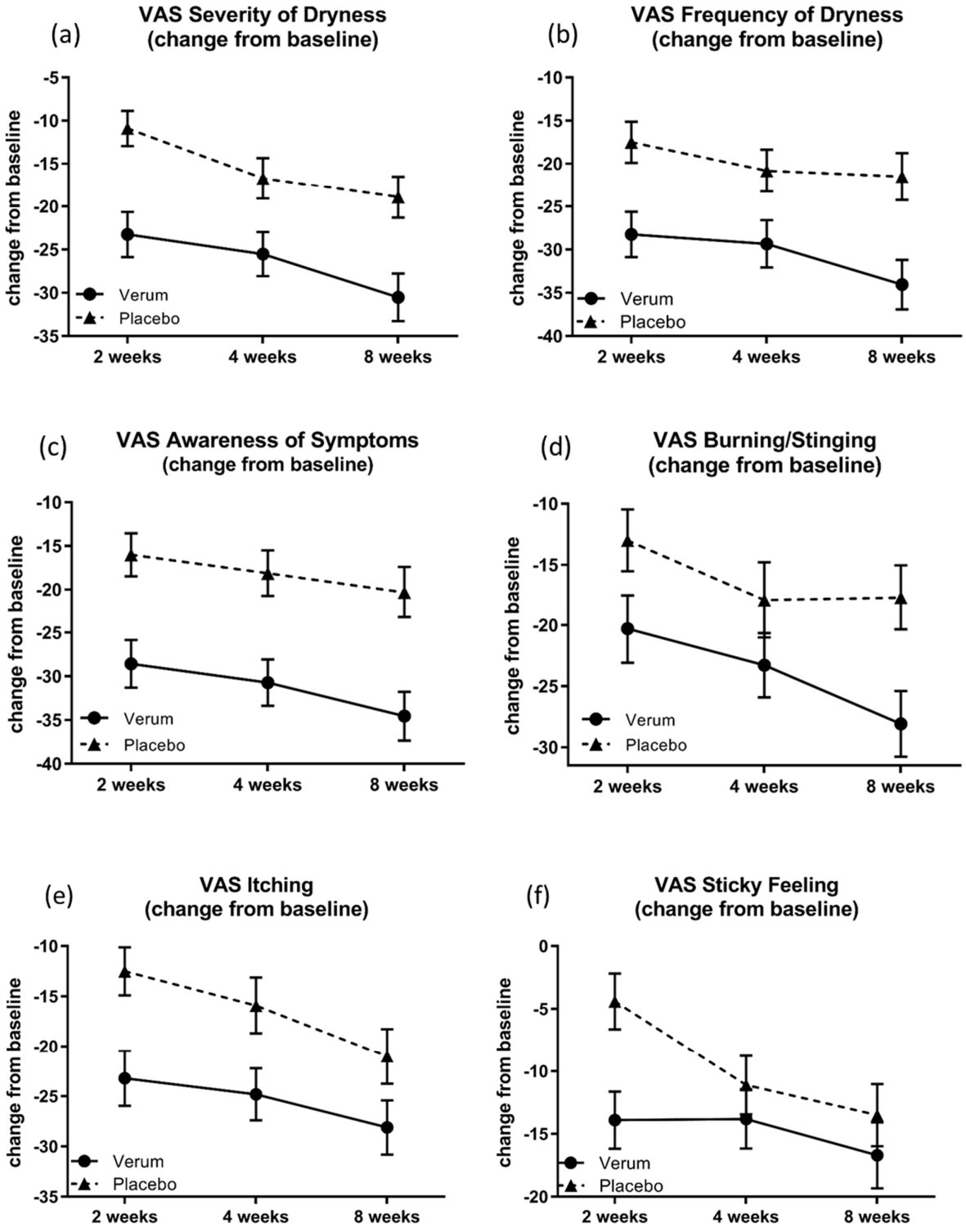
(a)
VAS Severity of Dryness
(change from baseline)
change from baseline
-5
-10
-15
-20
-25
-30
-35
Verum
Placebo
2 weeks
4 weeks
8 weeks
(b)
VAS Frequency of Dryness
(change from baseline)
change from baseline
-10
-15
-20
-25
-30
-35
-40
Verum
Placebo
2 weeks
4 weeks
8 weeks
(c)
VAS Awareness of Symptoms
(change from baseline)
change from baseline
-10
-15
-20
-25
-30
-35
-40
Verum
Placebo
2 weeks
4 weeks
8 weeks
(d)
VAS Burning/Stinging
(change from baseline)
change from baseline
-10
-15
-20
-25
-30
Verum
Placebo
2 weeks
4 weeks
8 weeks
(e)
VAS Itching
(change from baseline)
change from baseline
-10
-15
-20
-25
-30
-35
Verum
Placebo
2 weeks
4 weeks
8 weeks
(f)
VAS Sticky Feeling
(change from baseline)
change from baseline
0
-5
-10
-15
-20
Verum
Placebo
2 weeks
4 weeks
8 weeks

Figure 2 (Continued)

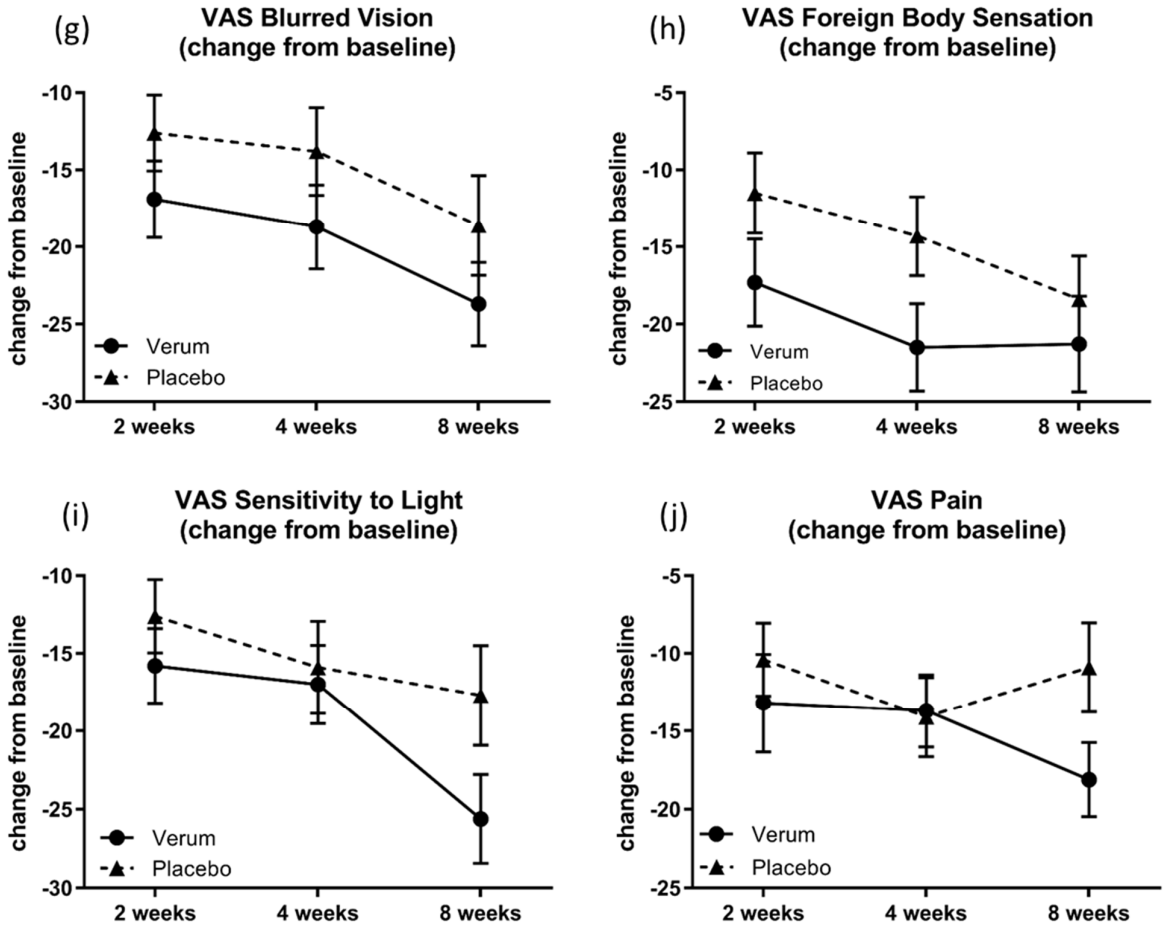

Figure 3

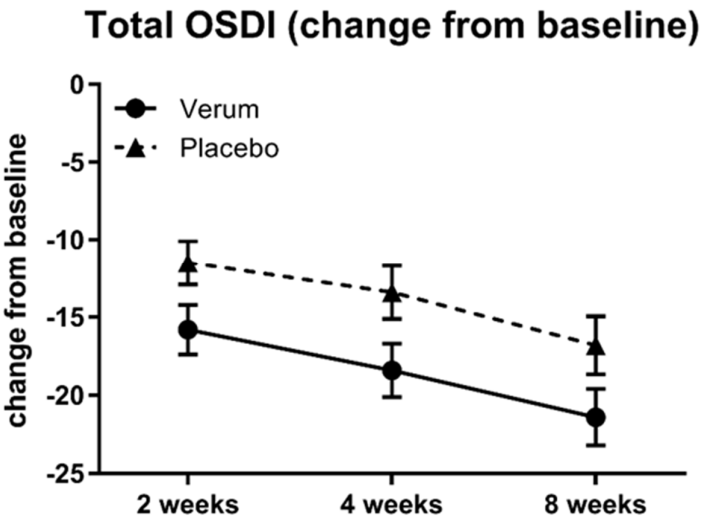

Figure 4

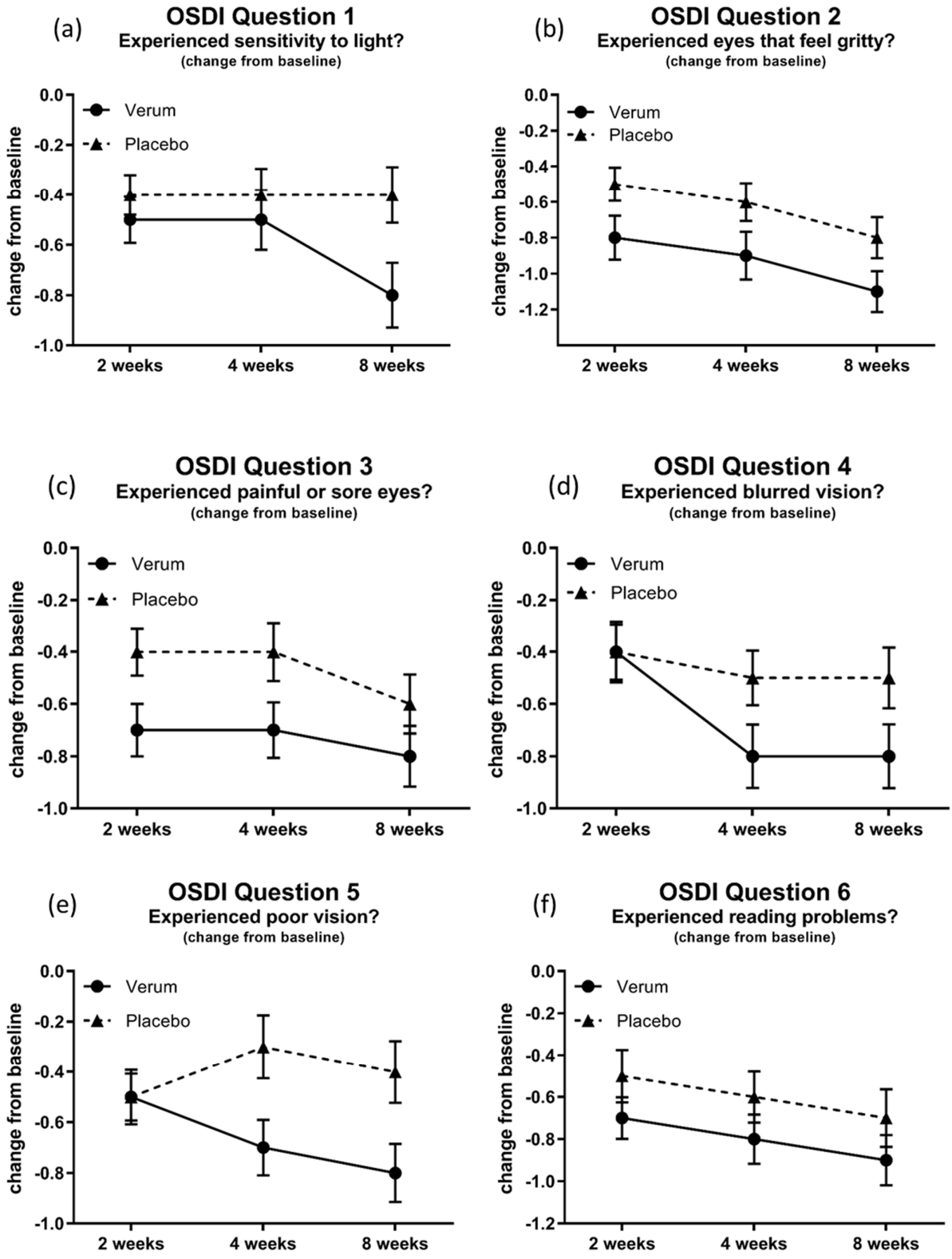
(a)
OSDI Question 1
Experienced sensitivity to light?
(change from baseline)
change from baseline
0.0
-0.2
-0.4
-0.6
-0.8
-1.0
Verum
Placebo
2 weeks
4 weeks
8 weeks
(b)
OSDI Question 2
Experienced eyes that feel gritty?
(change from baseline)
change from baseline
0.0
-0.2
-0.4
-0.6
-0.8
-1.0
-1.2
Verum
Placebo
2 weeks
4 weeks
8 weeks
(c)
OSDI Question 3
Experienced painful or sore eyes?
(change from baseline)
change from baseline
0.0
-0.2
-0.4
-0.6
-0.8
-1.0
Verum
Placebo
2 weeks
4 weeks
8 weeks
(d)
OSDI Question 4
Experienced blurred vision?
(change from baseline)
change from baseline
0.0
-0.2
-0.4
-0.6
-0.8
-1.0
Verum
Placebo
2 weeks
4 weeks
8 weeks
(e)
OSDI Question 5
Experienced poor vision?
(change from baseline)
change from baseline
0.0
-0.2
-0.4
-0.6
-0.8
-1.0
Verum
Placebo
2 weeks
4 weeks
8 weeks
(f)
OSDI Question 6
Experienced reading problems?
(change from baseline)
change from baseline
0.0
-0.2
-0.4
-0.6
-0.8
-1.0
-1.2
Verum
Placebo
2 weeks
4 weeks
8 weeks

Figure 4 (Continued)

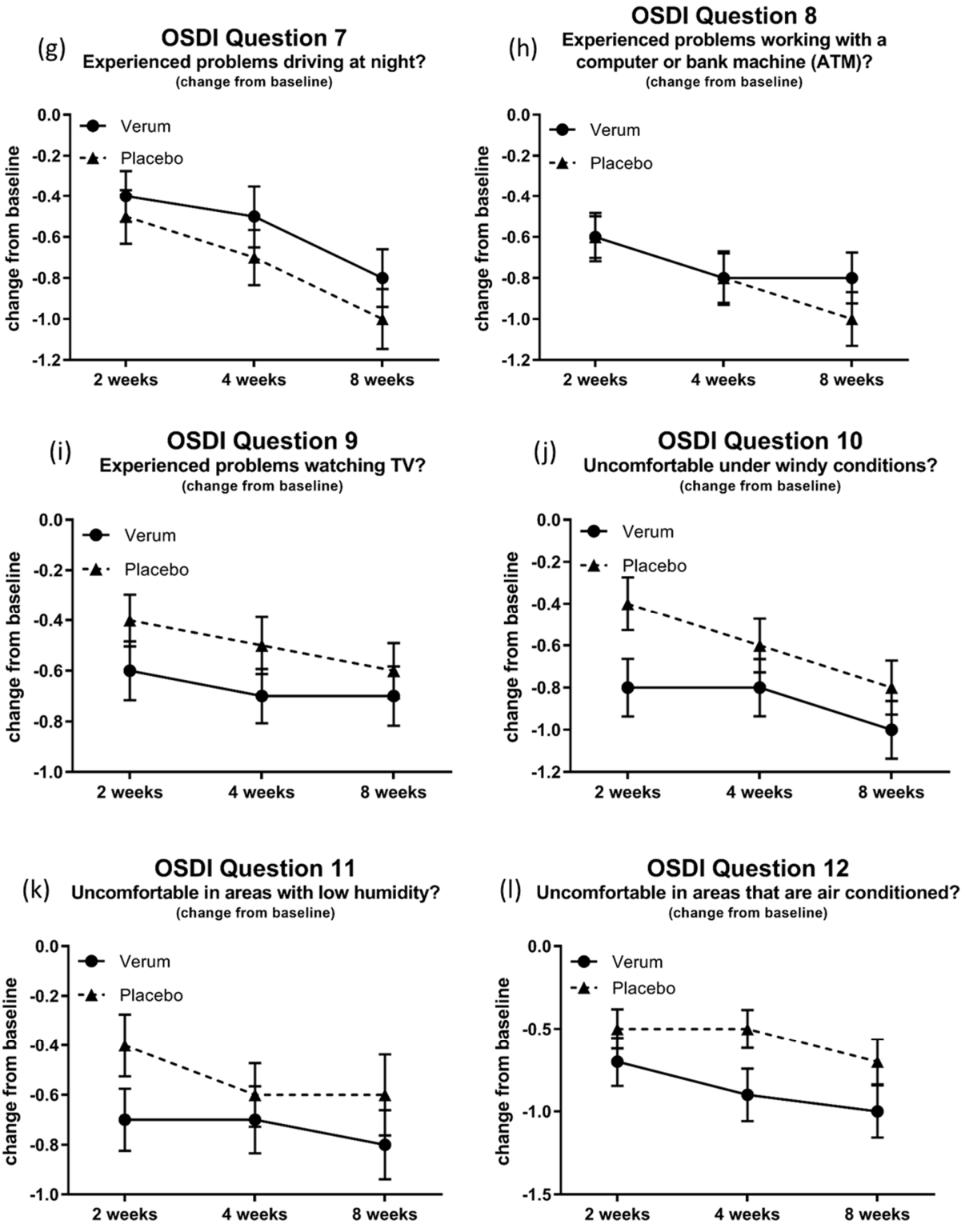

Figure 5

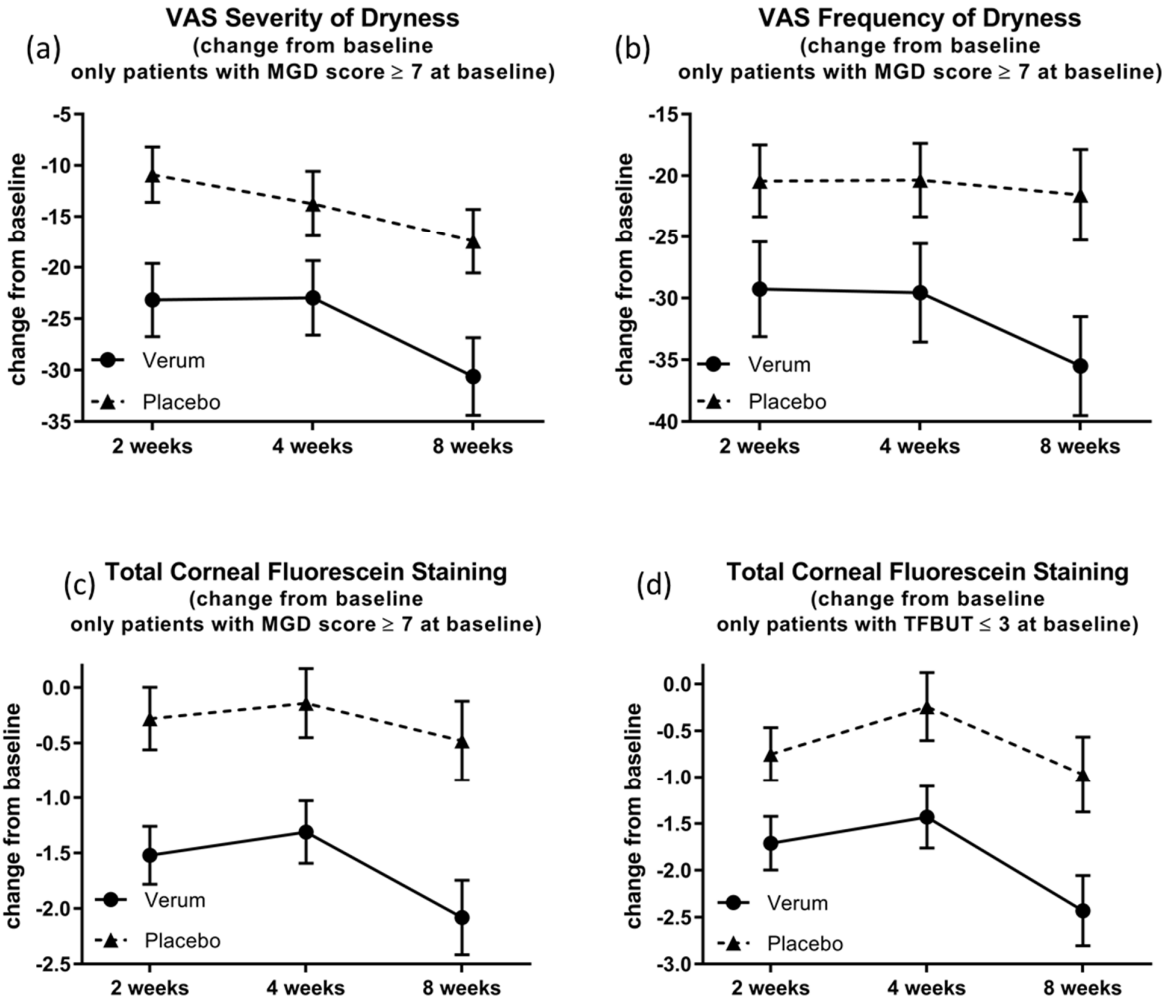
(a)
VAS Severity of Dryness
(change from baseline
only patients with MGD score ≥ 7 at baseline)
change from baseline
-5
-10
-15
-20
-25
-30
-35
Verum
Placebo
2 weeks
4 weeks
8 weeks
(b)
VAS Frequency of Dryness
(change from baseline
only patients with MGD score ≥ 7 at baseline)
change from baseline
-15
-20
-25
-30
-35
-40
Verum
Placebo
2 weeks
4 weeks
8 weeks
(c)
Total Corneal Fluorescein Staining
(change from baseline
only patients with MGD score ≥ 7 at baseline)
change from baseline
0.0
-0.5
-1.0
-1.5
-2.0
-2.5
Verum
Placebo
2 weeks
4 weeks
8 weeks
(d)
Total Corneal Fluorescein Staining
(change from baseline
only patients with TFBUT ≤ 3 at baseline)
change from baseline
0.0
-0.5
-1.0
-1.5
-2.0
-2.5
-3.0
Verum
Placebo
2 weeks
4 weeks
8 weeks

Figure 6

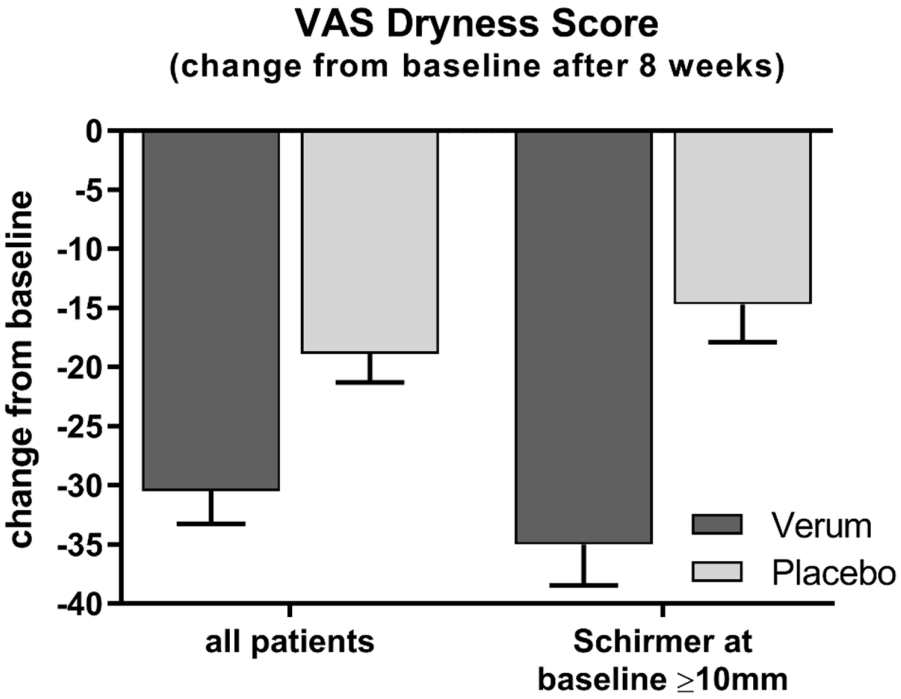
VAS Dryness Score
(change from baseline after 8 weeks)
change from baseline
0
-5
-10
-15
-20
-25
-30
-35
-40
Verum
Placebo
all patients
Schirmer at
baseline ≥10mm