FIG. 1

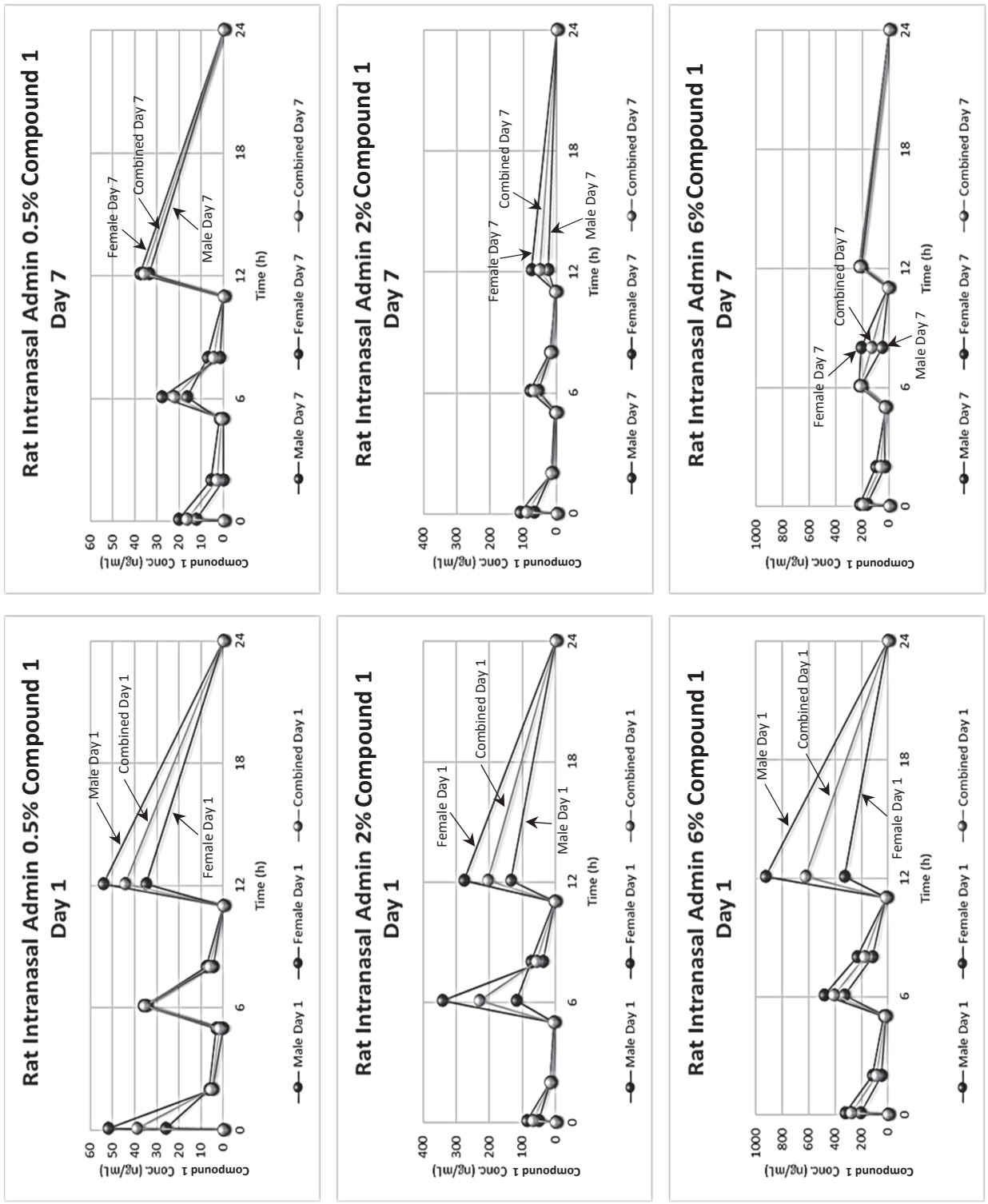
Rat Intranasal Admin 0.5% Compound 1 Day 7
Rat Intranasal Admin 2% Compound 1 Day 7
Rat Intranasal Admin 6% Compound 1 Day 7
Rat Intranasal Admin 0.5% Compound 1 Day 1
Rat Intranasal Admin 2% Compound 1 Day 1
Rat Intranasal Admin 6% Compound 1 Day 1
Compound 1 Conc. (ng/mL)
Time (h)
Male Day 1
Female Day 1
Combined Day 1
Male Day 7
Female Day 7
Combined Day 7

FIG. 2

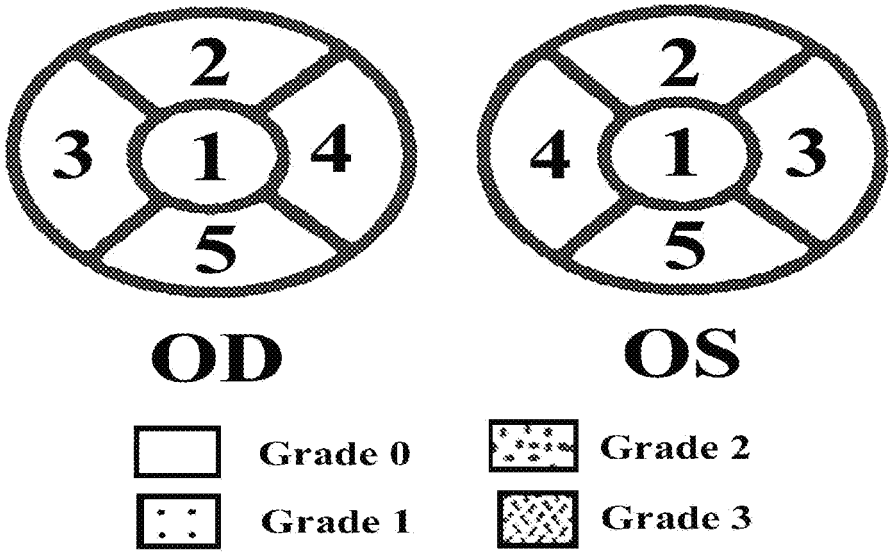

FIG. 3

Ocular Surface Disease Index® (OSDI®)[2]

Ask your patients the following 12 questions, and circle the number in the box that best represents each answer. Then, fill in boxes A, B, C, D, and E according to the instructions beside each.

Have you experienced any of the following *during the last week*?	All of the time	Most of the time	Half of the time	Some of the time	None of the time
1. Eyes that are sensitive to light? . .	4	3	2	1	0
2. Eyes that feel gritty?	4	3	2	1	0
3. Painful or sore eyes?	4	3	2	1	0
4. Blurred vision?	4	3	2	1	0
5. Poor vision?	4	3	2	1	0

Subtotal score for answers 1 to 5 (A)

Have problems with your eyes limited you in performing any of the following *during the last week*?	All of the time	Most of the time	Half of the time	Some of the time	None of the time	N/A
6. Reading?	4	3	2	1	0	N/A
7. Driving at night?	4	3	2	1	0	N/A
8. Working with a computer or bank machine (ATM)?	4	3	2	1	0	N/A
9. Watching TV?	4	3	2	1	0	N/A

Subtotal score for answers 6 to 9 (B)

Have your eyes felt uncomfortable in any of the following situations *during the last week*?	All of the time	Most of the time	Half of the time	Some of the time	None of the time	N/A
10. Windy conditions?	4	3	2	1	0	N/A
11. Places or areas with low humidity (very dry)?	4	3	2	1	0	N/A
12. Areas that are air conditioned? . . .	4	3	2	1	0	N/A

Subtotal score for answers 10 to 12 (C)

Add subtotals A, B, and C to obtain D
(D = sum of scores for all questions answered) (D)

FIG. 3 (continued)

Evaluating the OSDI® Score[1]

The OSDI® is assessed on a scale of 0 to 100, with higher scores representing greater disability. The index demonstrates sensitivity and specificity in distinguishing between normal subjects and patients with dry eye disease. The OSDI® is a valid and reliable instrument for measuring dry eye disease (normal, mild to moderate, and severe) and effect on vision-related function.

Assessing Your Patient's Dry Eye Disease[1, 2]

Use your answers D and E from side 1 to compare the sum of scores for all questions answered (D) and the number of questions answered (E) with the chart below.* Find where your patient's score would fall. Match the corresponding shade of red to the key below to determine whether your patient's score indicates normal mild, moderate, or severe dry eye disease.

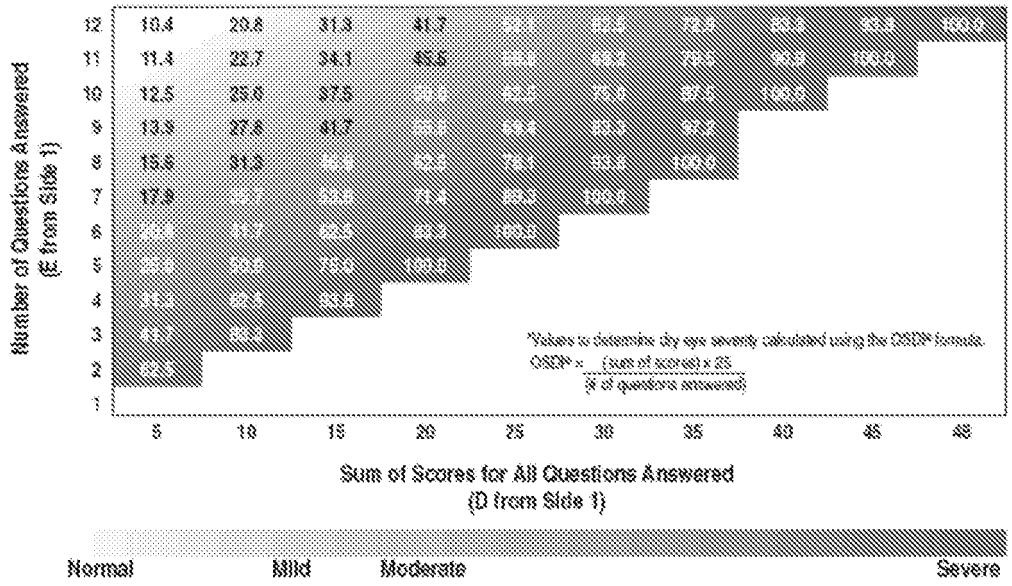

1. Data on file, Allergan, Inc.
2. Schiffman RM, Christianson MD, Jacobsen G, Hirsch JD, Reis BL. Reliability and validity of the Ocular Surface Disease Index. *Arch Ophthalmol.* 2000;118:615-621