Fig. 18

Order ID	Name	HER2ß1T parental, 1ug	HER2ß1T parental, 0.2ug	HER2ß1T parental, 0.04ug	HER2ß1T CLDN18.2 1ug	HER2ß1T CLDN18.2 0.2ug	HER2ß1T CLDN18.2 0.04ug	M2ß2, 1ug	M2ß2, 0.2ug	M2ß2, 0.04ug	HUPT4, 1ug	HUPT4, 0.2ug	HUPT4, 0.04ug	ratio OE	ratio native
	358 Jun 10162018	8,323.00	8,164.00	9,679.00	7,907,651.0	7,445,996.0	3,663,369.0	8,851.0	9,954.5	8,714.0	1,538,407.0	1,483,036.0	655,824.5	700.03	133.62
U2761EH060-1	02-0358-4h	9,743.00	9,875.00	9,163.00	7,988,794.0	6,273,300.5	2,280,899.0	15,099.5	10,721.5	11,716.0	1,634,110.0	1,459,323.0	433,762.0	574.82	93.97
U2761EH060-2	02-0358-5h	9,627.00	8,763.00	9,020.00	7,694,093.5	5,437,613.5	2,194,515.5	12,521.0	10,424.0	10,962.5	1,643,079.0	1,607,770.0	512,437.0	573.89	110.99
U2761EH060-3	02-0358-6h	9,256.00	9,969.00	8,441.00	7,221,012.5	4,113,709.0	691,375.0	12,774.0	10,568.0	10,456.0	1,437,921.0	1,041,623.0	222,124.0	434.71	79.94
U2761EH060-4	02-0358-7h	13,061.00	10,058.00	8,687.00	7,454,133.0	5,818,634.0	1,207,647.0	13,544.5	9,470.0	9,566.0	1,486,990.0	1,324,881.0	252,917.5	448.98	94.07
U2761EH060-5	02-0358-8h	11,052.00	11,712.50	8,051.50	3,924,428.0	2,659,513.0	463,876.0	12,614.0	8,445.0	8,869.0	888,216.0	649,161.0	193,841.0	228.71	57.85
U2761EH060-6	02-0358-9h	8,931.00	8,258.00	8,188.00	6,083,871.0	4,696,716.0	755,247.5	9,069.0	7,454.5	9,414.5	1,464,129.0	924,009.5	33,989.0	452.61	93.38
U340LEH060-1	02-0358-10h	9,988.50	9,849.50	7,017.00	4,372,013.0	2,545,571.5	447,864.0	8,366.0	8,391.0	8,197.5	782,883.0	539,386.0	27,118.0	274.27	54.07
U340LEH060-2	02-0358-11h	9,060.50	9,481.50	8,169.00	6,120,827.0	3,617,706.0	448,173.0	10,883.5	8,545.0	8,995.0	1,355,931.5	1,077,192.5	90,925.0	456.24	88.80
	307 Jun 07022018	10,207.00	7,785.00	10,070.00	6,442,704.5	6,151,101.0	882,289.0	10,194.5	10,266.0	9,137.0	1,668,181.0	1,518,551.0	357,802.0	480.23	119.76
U505BEH130-2	02-h1F06-5h	7,865.00	10,928.00	9,805.00	5,491,294.0	5,720,895.0	469,344.0	10,221.5	8,942.5	11,408.0	1,665,867.0	1,606,587.0	437,194.5	408.12	121.34
U505BEH130-3	02-h1F06-6h	8,109.00	10,555.00	8,628.00	5,506,377.0	6,545,771.0	1,101,019.5	8,874.0	8,055.0	10,555.0	1,645,893.5	1,693,376.5	412,621.0	481.04	136.51
U505BEH130-4	02-h1F06-7h	8,392.00	11,628.00	7,914.00	4,703,061.0	3,286,721.0	1,106,724.0	8,991.0	8,895.0	10,695.0	373,477.5	213,932.0	55,716.0	325.64	22.50
U505BEH130-5	02-h1F06-8h	11,460.50	10,362.00	8,408.00	2,741,802.0	1,690,797.5	574,195.5	10,637.5	7,571.0	9,893.0	217,507.0	93,583.0	33,043.0	165.62	12.17
U519NEH130-1	02-h1F06-9h	8,538.50	10,288.00	8,196.50	3,845,698.0	2,446,037.0	1,088,188.0	7,685.0	7,225.5	10,005.0	576,193.0	359,285.0	188,556.5	273.10	45.11
U519NEH130-2	02-h1F06-10h	13,151.50	9,047.50	7,776.50	2,973,269.5	2,509,094.0	566,415.0	10,404.5	7,012.0	8,390.0	101,787.0	42,834.5	20,990.0	201.79	6.42
U519NEH130-3	02-h1F06-11h	8,251.00	9,627.00	7,177.00	658,134.5	295,746.5	48,044.0	7,569.5	7,203.5	8,228.0	16,637.0	11,092.0	7,142.5	39.99	1.52
U519NEH130-4	02-h1F06-12h	8,384.00	9,948.50	8,416.00	2,442,569.5	2,024,693.0	437,912.0	7,197.0	7,266.0	9,325.0	154,905.0	63,210.5	17,154.5	183.38	9.89

Fig. 19

Cell Line	02-0307-h4-AF647 10ug	02-0307-h4-AF647 1ug	02-0307-h4-AF647 0.1ug	02-0358-h3-AF647 10ug	02-0358-h3-AF647 1ug	02-0358-h3-AF647 0.1ug	02-0307-h6-AF647 10ug	02-0307-h6-AF647 1ug	02-0307-h6-AF647 0.1ug	02-0358-h5-AF647 10ug	02-0358-h5-AF647 1ug	02-0358-h5-AF647 0.1ug
HEK293T parental	12,759.00	5,328.00	3,276.00	16,812.50	4,198.00	3,268.00	22,390.50	9,051.00	2,726.00	29,683.50	8,287.00	3,589.50
HEK293T human CLDN18.2 mGFP clone C12	5,670,306.00	4,311,651.00	578,978.00	3,920,860.00	2,704,978.00	542,378.00	7,156,050.50	7,325,915.00	4,029,889.00	7,049,930.50	6,956,214.00	3,801,790.00
HEK293T human CLDN18.1 mGFP 2B14	76,882.00	54,053.50	52,064.00	99,053.00	55,250.00	50,394.00	155,836.00	68,751.00	53,053.50	140,467.00	64,830.00	52,692.00
HEK293T mouse CLDN18.2 mGFP mass pop	6,924,857.00	4,027,795.50	472,034.50	5,528,398.00	2,287,345.50	285,031.00	9,668,013.00	9,429,164.00	2,845,982.00	9,496,337.00	8,763,309.00	2,517,805.00
HEK293T dogCLDN18 moxGFP mass pop	10,150.00	6,025.50	3,862.00	11,728.50	4,232.00	3,705.00	21,807.00	9,480.00	3,691.00	20,562.00	8,759.00	4,696.00
HEK293T rat CLDN18 moxGFP Clone5	13,790.00	7,323.00	3,807.50	16,723.50	5,067.00	3,715.50	30,657.50	10,860.00	3,601.00	31,180.00	12,384.00	4,580.00

Fig. 24A

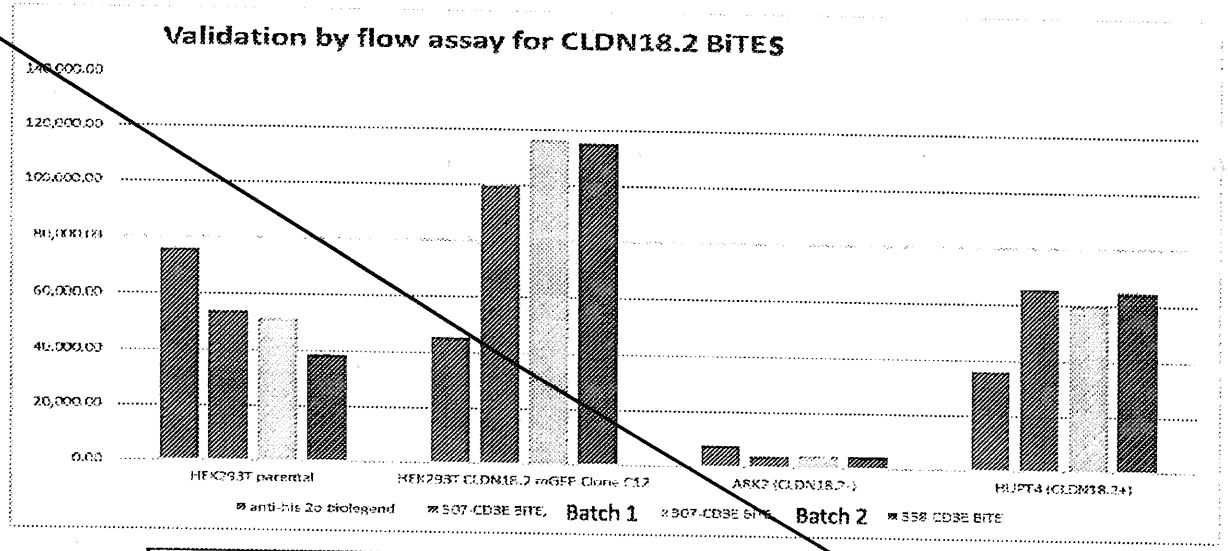

Fig. 24B

FL4H/AF647 signal	anti-his 2o biolegend	307-CD3E BiTE, Batch 1	307-CD3E BiTE, Batch 2	358-CD3E BiTE
HEK293T parental	75,686.40	53,898.98	51,368.94	38,348.49
HEK293T CLDN18.2 mGFP Clone C12	45,137.33	99,526.46	116,087.32	114,349.70
ARK2 (CLDN18.2-)	7,347.16	3,808.00	4,277.47	4,363.59
HUPT4 (CLDN18.2+)	35,983.32	65,621.23	60,123.18	64,647.73

Fig. 24C

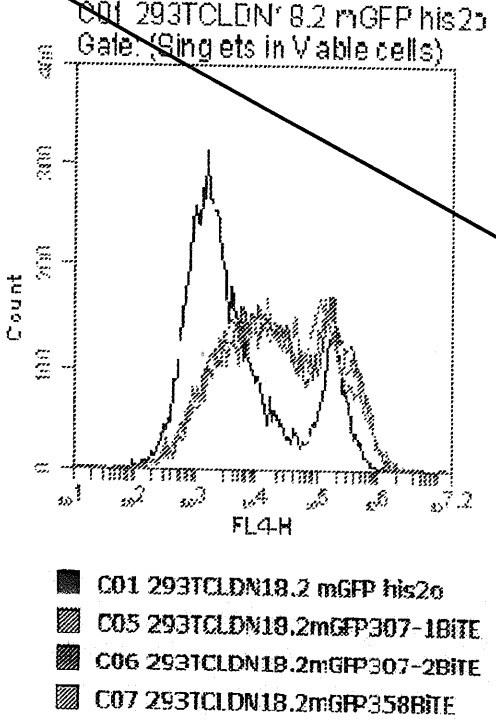

C01 293TCLDN18.2 mGFP his2o
C05 293TCLDN18.2mGFP307-1BiTE
C06 293TCLDN18.2mGFP307-2BiTE
C07 293TCLDN18.2mGFP358BiTE

Fig. 24D

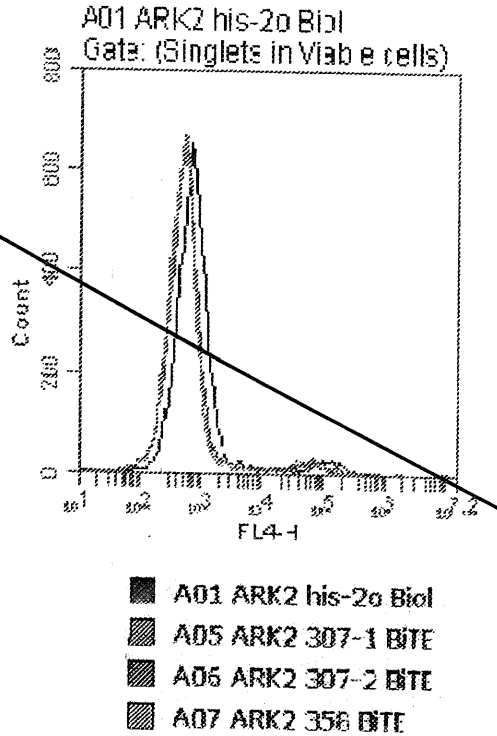

A01 ARK2 his-2o Biol
A05 ARK2 307-1 BiTE
A06 ARK2 307-2 BiTE
A07 ARK2 358 BiTE

Fig. 24E

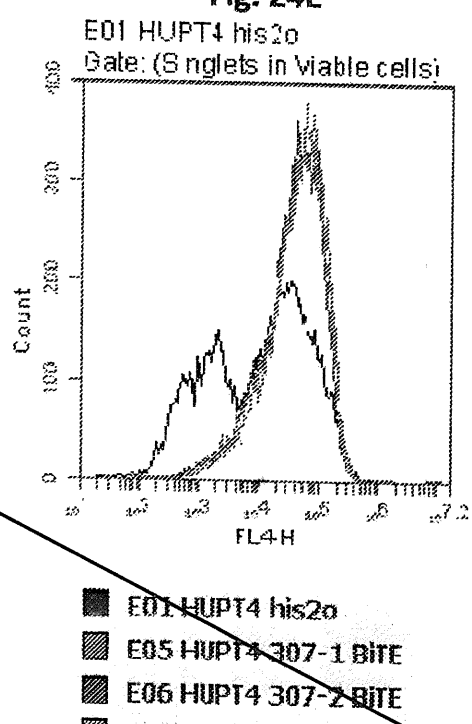

E01 HUPT4 his2o
E05 HUPT4 307-1 BiTE
E06 HUPT4 307-2 BiTE
E07 HUPT4 358 BiTE

Fig. 25C
A01 ARK2 his2o
Gate: (Singlets in Viable cells)
Count
FL4-H
Fig. 25D
B01 HUPT4 his2o
Gate: (Singlets in Viable cells)
Count
FL4-H
Fig. 25E
C01 Jurkat his2o
Gate: (Singlets in Viable cells)
Count
FL4-H
A01 ARK2 his2o
A04 ARK2 307-CD16A-his 2ug
A05 ARK2 358-CD16A-his 2ug
A06 ARK2 AFM13-his 2ug
B01 HUPT4 his2o
B04 HUPT4 307-CD16A-his 2ug
B05 HUPT4 358-CD16A-his 2ug
B06 HUPT4 AFM13-his 2ug
C01 Jurkat his2o
C04 Jurkat 307-CD16A-his 2ug
C05 Jurkat 358-CD16A-his 2ug
C06 Jurkat AFM13-his 2ug

Fig. 26C

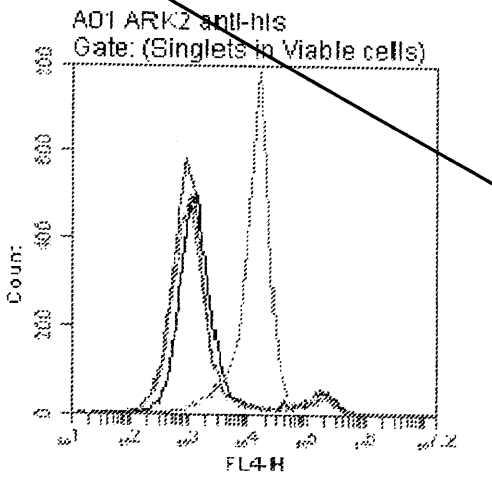

Fig. 26D

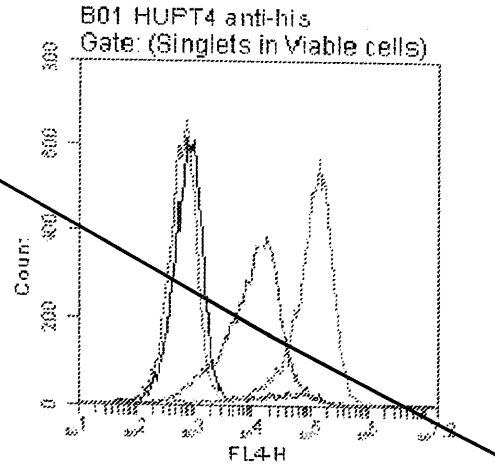

Fig. 26E

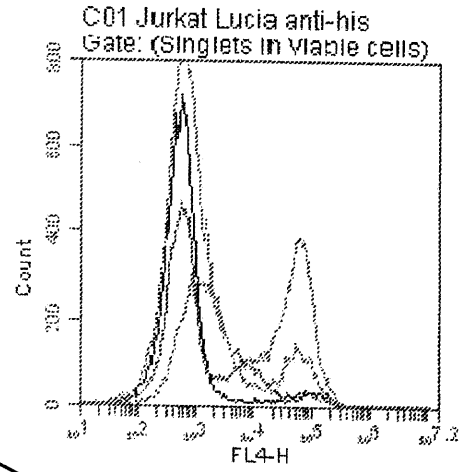

Fig. 27A
A01 Jurkat-2o
Gate (Singlets in Viable cells)
Count
FL4-H
A01 Jurkat-2o 1,501.76
A02 Jurkat-Binucyto His647 16,325.59
A03 Jurkat-307BITE His647 17,759.58
A04 Jurkat-358BITE His647 21,337.51
Fig. 27B
Jurkat - Binucyto His tag
Jurkat- p307 BITE His tag
Jurkat- p358 BITE His tag
40X on Keyence

Fig. 18

Order ID	Name	HEK293T parental, 1ug	HEK293T parental, 0.2ug	HEK293T parental, 0.04ug	HEK293T CLDN18.2, 1ug	HEK293T CLDN18.2, 0.2ug	HEK293T CLDN18.2, 0.04ug	M202, 1ug	M202, 0.2ug	M202, 0.04ug	HUPT4, 1ug	HUPT4, 0.2ug	HUPT4, 0.04ug	ratio OE	ratio native
	358 Jun 10162018	8,323.00	8,164.00	9,679.00	7,207,652.0	7,445,933.0	3,663,369.0	8,851.0	9,954.5	8,714.0	1,538,407.0	1,483,036.0	655,824.5	700.03	133.62
U2761EH060-1	02-0358-4h	9,743.00	9,875.00	9,163.00	7,989,737.0	6,273,300.5	2,280,899.0	15,099.5	10,721.5	11,716.0	1,634,110.0	1,459,323.0	433,762.0	574.82	93.97
U2761EH060-2	02-0358-5h	9,627.00	8,763.00	9,020.00	7,694,093.5	5,837,613.5	2,198,515.5	12,521.0	10,424.0	10,962.5	1,643,079.0	1,607,770.0	512,437.0	573.89	110.99
U2761EH060-3	02-0358-6h	9,256.00	9,969.00	8,441.00	7,222,012.5	4,113,183.0	691,375.0	12,774.0	10,568.0	10,456.0	1,437,921.0	1,041,623.0	222,124.0	434.71	79.94
U2761EH060-4	02-0358-7h	13,061.00	10,058.00	8,687.00	7,454,133.0	5,618,634.0	1,207,647.0	13,544.5	9,470.0	9,566.0	1,486,990.0	1,324,881.0	252,917.5	448.98	94.07
U2761EH060-5	02-0358-8h	11,052.00	11,712.50	8,051.50	3,924,428.0	2,659,513.0	463,876.0	12,614.0	8,445.0	8,869.0	888,216.0	649,161.0	193,841.0	228.71	57.85
U2761EH060-6	02-0358-9h	8,931.00	8,258.00	8,188.00	6,033,871.0	4,696,716.0	755,247.5	9,069.0	7,454.5	9,414.5	1,464,129.0	924,009.5	33,989.0	452.61	93.38
U340LEH060-1	02-0358-10h	9,988.50	9,849.50	7,017.00	4,372,013.0	2,545,571.5	447,864.0	8,366.0	8,391.0	8,197.5	782,883.0	539,386.0	27,118.0	274.27	54.07
U340LEH060-2	02-0358-11h	9,060.50	9,481.50	8,169.00	6,120,827.0	5,617,706.0	448,173.0	10,883.5	8,545.0	8,995.0	1,355,931.5	1,077,192.5	90,925.0	456.24	88.80
	307 Jun 07022018	10,207.00	7,785.00	10,070.00	6,442,704.5	6,151,103.0	882,289.0	10,194.5	10,266.0	9,137.0	1,668,181.0	1,518,551.0	357,802.0	480.23	119.76
U505BEH130-2	02-h1F06-5h	7,865.00	10,928.00	9,805.00	5,481,294.0	5,720,888.0	469,344.0	10,221.5	8,942.5	11,408.0	1,665,867.0	1,606,587.0	437,194.5	408.12	121.34
U505BEH130-3	02-h1F06-6h	8,109.00	10,555.00	8,628.00	5,506,377.0	6,545,772.0	1,101,019.5	8,874.0	8,055.0	10,555.0	1,645,893.5	1,693,376.5	412,621.0	481.94	136.51
U505BEH130-4	02-h1F06-7h	8,392.00	11,628.00	7,914.00	4,703,051.0	3,286,723.0	1,106,724.0	8,991.0	8,895.0	10,695.0	373,477.5	213,932.0	55,716.0	325.64	22.50
U505BEH130-5	02-h1F06-8h	11,460.50	10,362.00	8,408.00	2,741,802.0	1,690,797.5	574,195.5	10,637.5	7,571.0	9,893.0	217,507.0	91,583.0	33,043.0	165.62	12.17
U519NEH130-1	02-h1F06-9h	8,538.50	10,288.00	8,196.50	3,845,698.0	2,446,037.0	1,088,188.0	7,685.0	7,225.5	10,005.0	576,193.0	359,285.0	188,556.5	273.10	45.11
U519NEH130-2	02-h1F06-10h	13,151.50	9,047.50	7,776.50	2,973,269.5	2,509,094.0	566,415.0	10,404.5	7,012.0	8,390.0	101,787.0	42,834.5	20,990.0	201.79	6.42
U519NEH130-3	02-h1F06-11h	8,251.00	9,627.00	7,177.00	658,134.5	295,746.5	48,044.0	7,569.5	7,203.5	8,228.0	16,637.0	11,092.0	7,142.5	39.99	1.52
U519NEH130-4	02-h1F06-12h	8,384.00	9,948.50	8,416.00	2,442,569.5	2,024,693.0	437,912.0	7,197.0	7,266.0	9,325.0	154,905.0	63,210.5	17,154.5	183.38	9.89

Fig. 19

Cell Line	02-0307-h4-AF647 10ug	02-0307-h4-AF647 1ug	02-0307-h4-AF647 0.1ug	02-0358-h3-AF647 10ug	02-0358-h3-AF647 1ug	02-0358-h3-AF647 0.1ug	02-0307-h6-AF647 10ug	02-0307-h6-AF647 1ug	02-0307-h6-AF647 0.1ug	02-0358-h5-AF647 10ug	02-0358-h5-AF647 1ug	02-0358-h5-AF647 0.1ug
HEK293T parental	12,759.00	5,328.00	3,276.00	16,812.50	4,198.00	3,268.00	22,390.50	9,051.00	2,726.00	29,683.50	8,287.00	3,589.50
HEK293T human CLDN18.2 mGFP clone C12	5,670,306.00	4,311,651.00	578,978.00	3,920,860.00	2,704,978.00	542,378.00	7,156,050.50	7,325,915.00	4,029,889.00	7,049,930.50	6,956,214.00	3,801,790.00
HEK293T human CLDN18.1 mGFP 2B14	76,882.00	54,053.50	52,064.00	99,053.00	55,250.00	50,394.00	155,836.00	68,751.00	53,053.50	140,467.00	64,830.00	52,692.00
HEK293T mouse CLDN18.2 mGFP mass pop	6,924,857.00	4,027,795.50	472,034.50	5,528,398.00	2,287,345.50	285,031.00	9,668,013.00	9,429,164.00	2,845,982.00	9,496,337.00	8,763,309.00	2,517,805.00
HEK293T dogCLDN18 moxGFP mass pop	10,150.00	6,025.50	3,862.00	11,728.50	4,232.00	3,705.00	21,807.00	9,480.00	3,691.00	20,562.00	8,759.00	4,696.00
HEK293T rat CLDN18 moxGFP Clone5	13,790.00	7,323.00	3,807.50	16,723.50	5,067.00	3,715.50	30,657.50	10,860.00	3,601.00	31,180.00	12,384.00	4,580.00

Fig. 24A

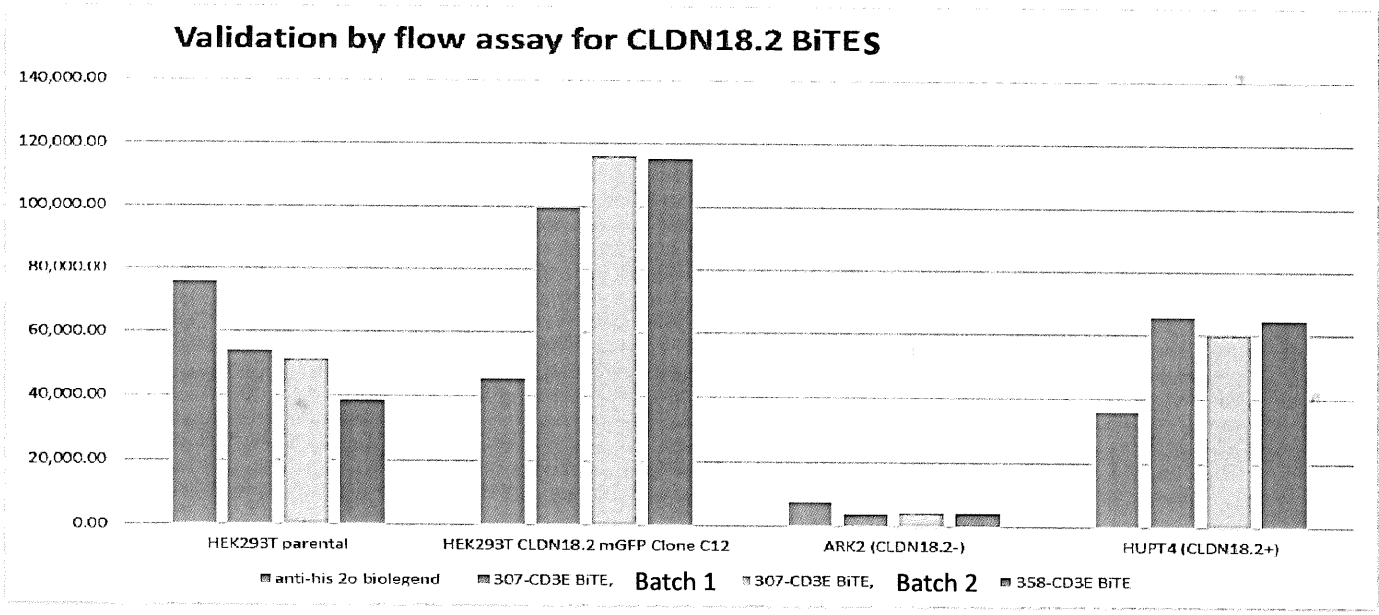

Fig. 24B

FL4H/AF647 signal	anti-his 2o biolegend	307-CD3E BiTE, Batch 1	307-CD3E BiTE, Batch 2	358-CD3E BiTE
HEK293T parental	75,686.40	53,898.98	51,368.41	38,348.49
HEK293T CLDN18.2 mGFP Clone C12	45,137.33	99,526.45	116,087.32	115,349.70
ARK2 (CLDN18.2-)	7,347.16	3,808.00	4,277.47	4,363.59
HUPT4 (CLDN18.2+)	35,983.32	65,621.23	60,123.18	64,647.73

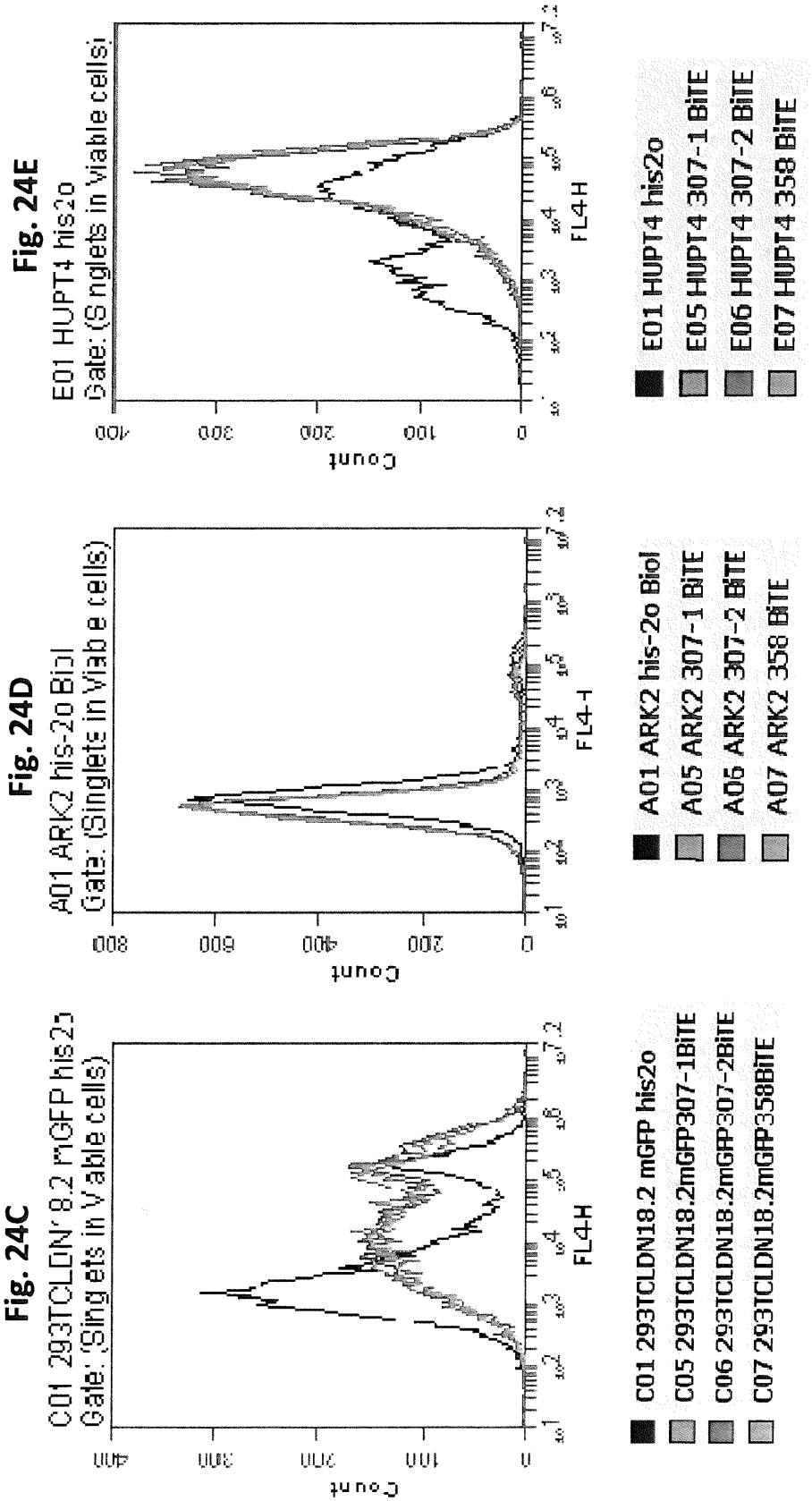
Fig. 24C
C01 293TCLDN' 8.2 mGFP his2)
Gate: (Sing ets in V able cells)
Count
FL4-H
C01 293TCLDN18.2 mGFP his2o
C05 293TCLDN18.2mGFP307-1BiTE
C06 293TCLDN18.2mGRP307-2BiTE
C07 293TCLDN18.2mGRP358BiTE
Fig. 24D
A01 ARK2 his-2o Biol
Gate: (Singlets in Viab e cells)
Count
FL4-I
A01 ARK2 his-2o Biol
A05 ARK2 307-1 BiTE
A06 ARK2 307-2 BiTE
A07 ARK2 358 BiTE
Fig. 24E
E01 HUPT4 his2o
Gate: (S nglets in Viable cells)
Count
FL4-H
E01 HUPT4 his2o
E05 HUPT4 307-1 BiTE
E06 HUPT4 307-2 BiTE
E07 HUPT4 358 BiTE

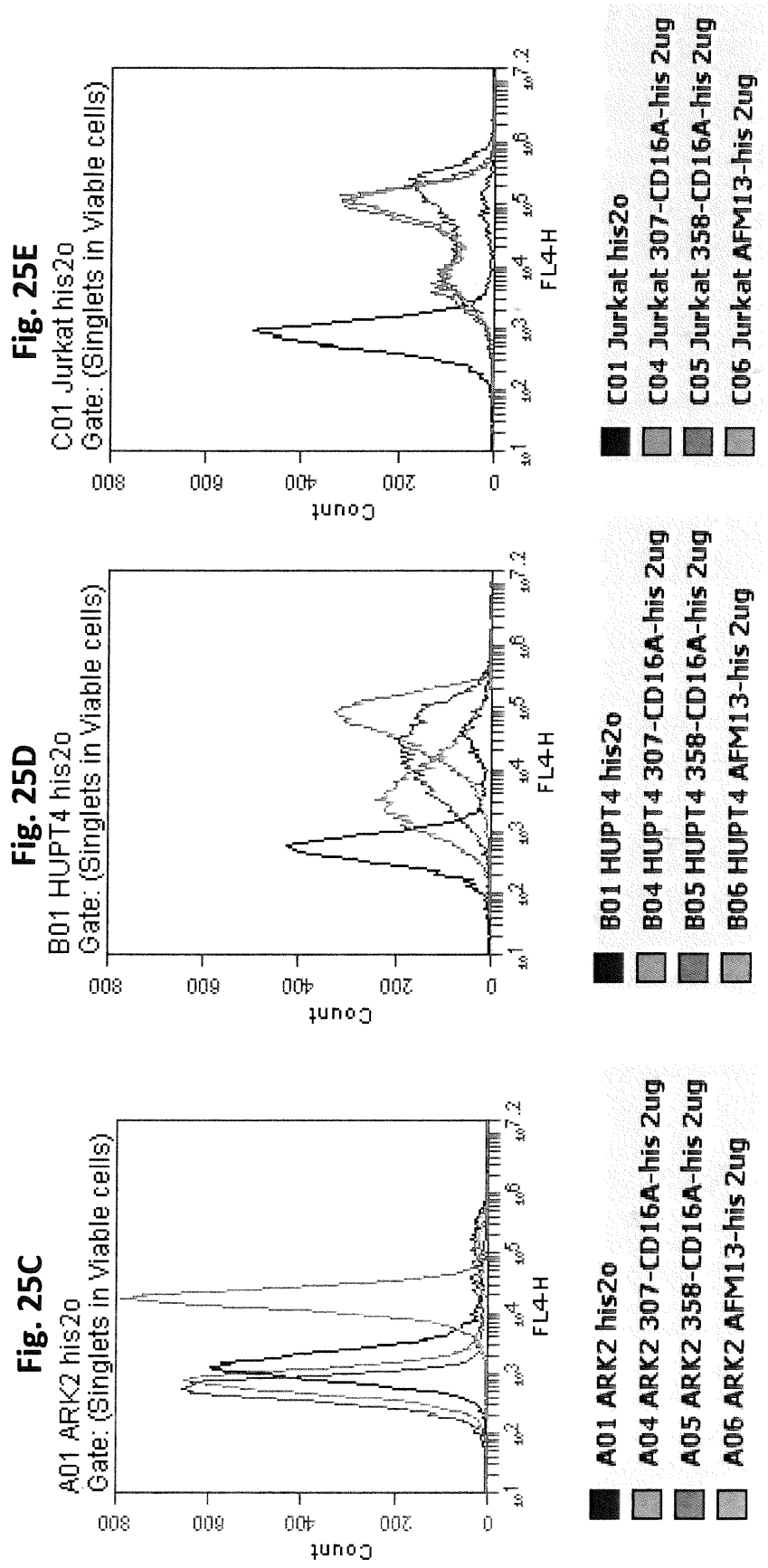
Fig. 25C
A01 ARK2 his2o
Gate: (Singlets in Viable cells)
Count
FL4-H
A01 ARK2 his2o
A04 ARK2 307-CD16A-his 2ug
A05 ARK2 358-CD16A-his 2ug
A06 ARK2 AFM13-his 2ug
Fig. 25D
B01 HUPT4 his2o
Gate: (Singlets in Viable cells)
Count
FL4-H
B01 HUPT4 his2o
B04 HUPT4 307-CD16A-his 2ug
B05 HUPT4 358-CD16A-his 2ug
B06 HUPT4 AFM13-his 2ug
Fig. 25E
C01 Jurkat his2o
Gate: (Singlets in Viable cells)
Count
FL4-H
C01 Jurkat his2o
C04 Jurkat 307-CD16A-his 2ug
C05 Jurkat 358-CD16A-his 2ug
C06 Jurkat AFM13-his 2ug

Fig. 26C

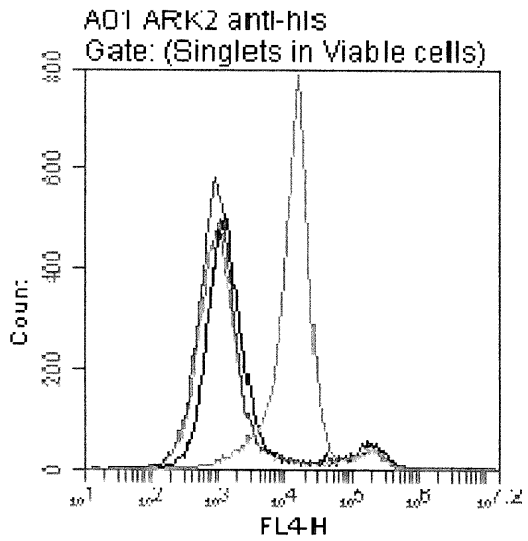

A01 ARK2 anti-his
A04 ARK2 Tandab-307-his
A05 ARK2 Tandab-358-his
A06 ARK2 Tandab-AFM13-his

Fig. 26D

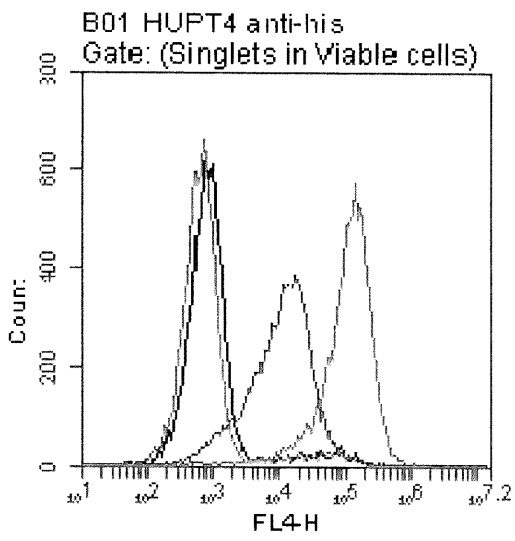

B01 HUPT4 anti-his
B04 HUPT4 Tandab-307-his
B05 HUPT4 Tandab-358-his
B06 HUPT4 Tandab-AFM13-his

Fig. 26E

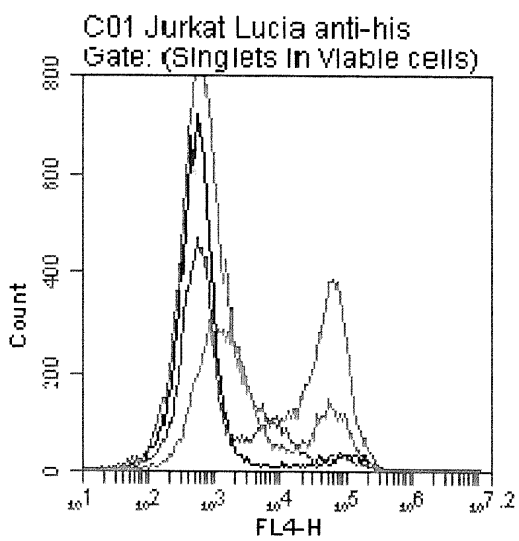

C01 Jurkat Lucia anti-his
C04 JurkatLucia Tandab307-his
C05 JurkatLucia Tandab358-his
C06 JurkatLuc TandabAFM13-his

Fig. 27A

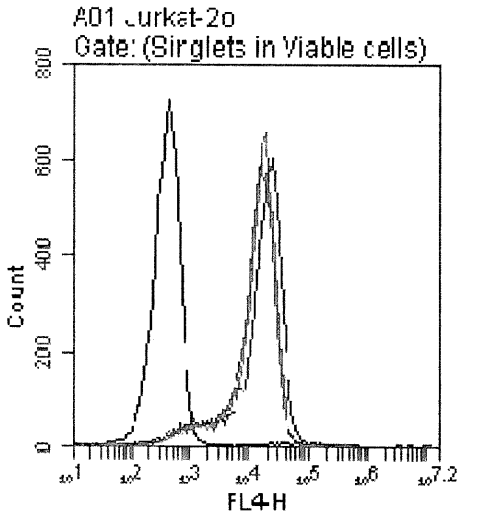

A01 Jurkat-2o	1,501.76
A02 Jurkat-Blincyto His647	16,325.59
A03 Jurkat-307BiTE His647	17.759.58
A04 Jurkat-358BiTE His647	21,337.51

Fig. 27B

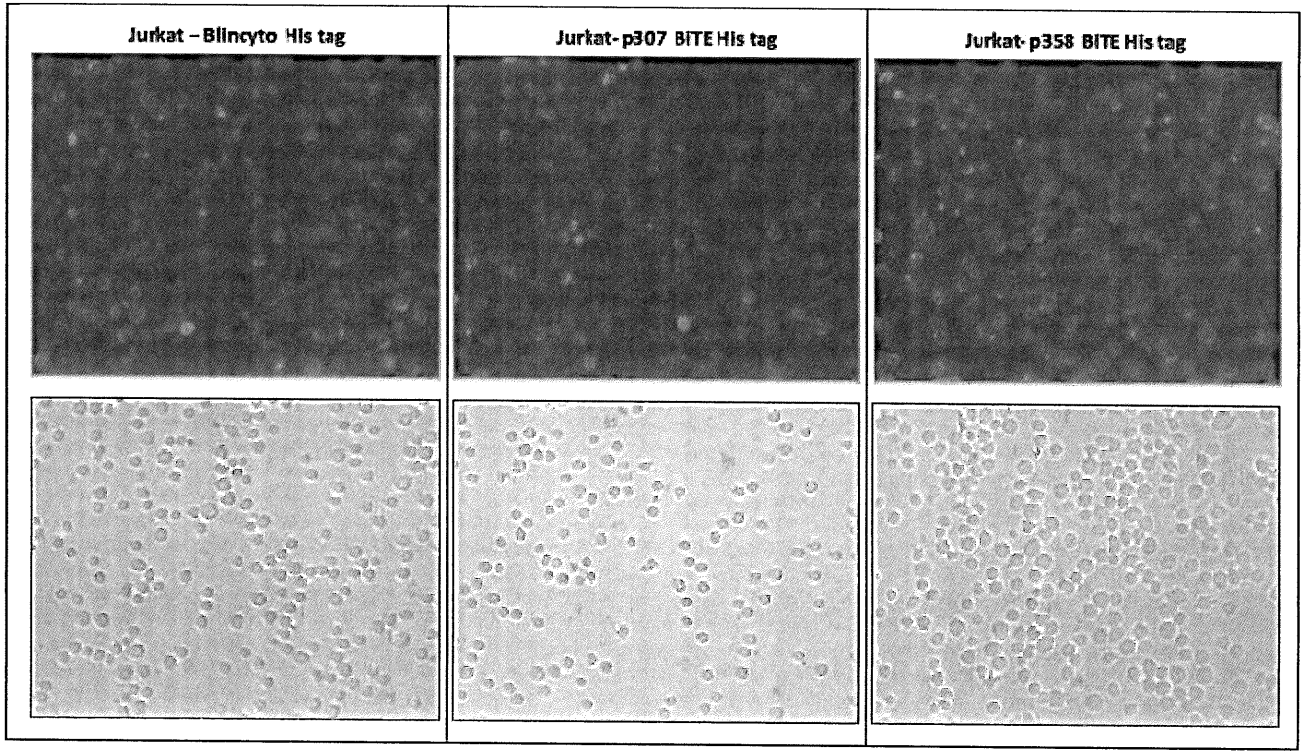

40X on Keyence