Figure 1

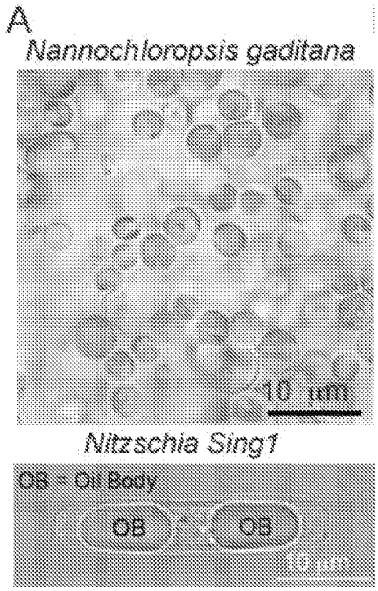
A
Nannochloropsis gaditana
10 µm
Nitzschia Sing1
OB = Oil Body
OB
OB
1.0 µm

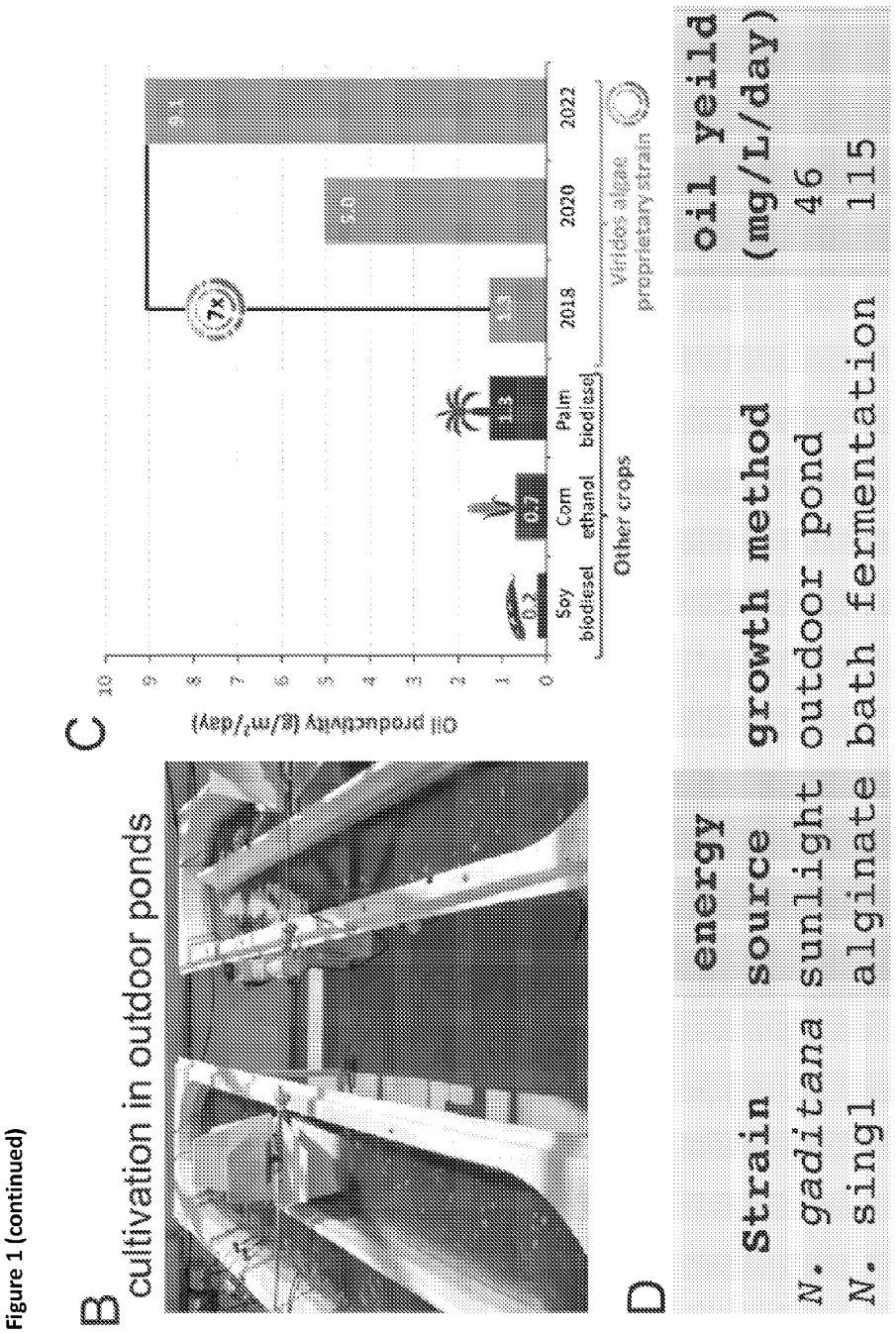

Figure 1 (continued)

Figure 2

A

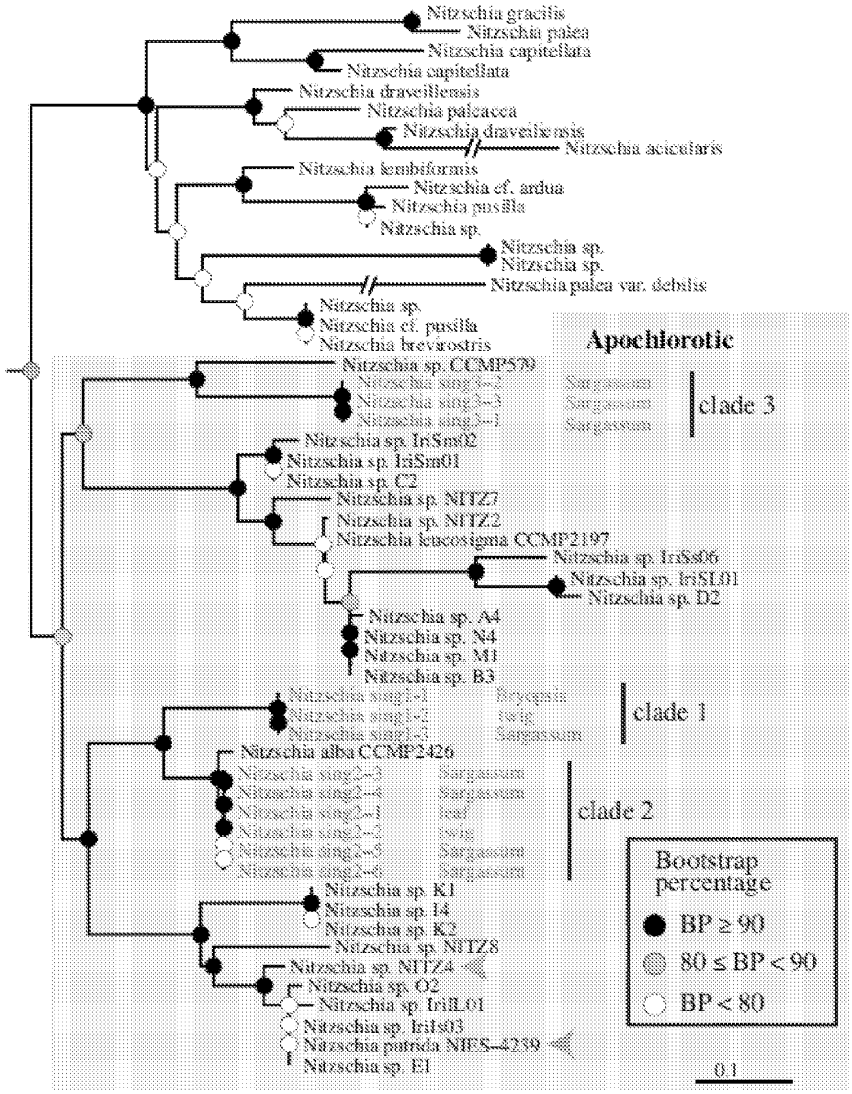
Nitzschia gracilis
Nitzschia palea
Nitzschia capitellata
Nitzschia capitellata
Nitzschia draveillensis
Nitzschia palacea
Nitzschia draveillensis
Nitzschia acicularis
Nitzschia lembiformis
Nitzschia cf. ardua
Nitzschia pusilla
Nitzschia sp.
Nitzschia sp.
Nitzschia sp.
Nitzschia palea var. debilis
Nitzschia sp.
Nitzschia cf. pusilla
Nitzschia brevirostris
Nitzschia sp. CCMP570
Nitzschia sp. IriSm02
Nitzschia sp. IriSm01
Nitzschia sp. C2
Nitzschia sp. NITZ7
Nitzschia sp. NITZ2
Nitzschia leucosigma CCMP2197
Nitzschia sp. IriSs06
Nitzschia sp. IriSL01
Nitzschia sp. D2
Nitzschia sp. A4
Nitzschia sp. N4
Nitzschia sp. M1
Nitzschia sp. B3
Nitzschia alba CCMP2426
Nitzschia sp. K1
Nitzschia sp. I4
Nitzschia sp. K2
Nitzschia sp. NITZ8
Nitzschia sp. NITZ4
Nitzschia sp. O2
Nitzschia sp. IriIL01
Nitzschia sp. IriIs03
Nitzschia putrida NIES-4239
Nitzschia sp. E1
Apochlorotic
clade 3
clade 1
clade 2
Bootstrap percentage
BP ≥ 90
80 ≤ BP < 90
BP < 80
0.1

Figure 2 (continued)

B



Figure 3

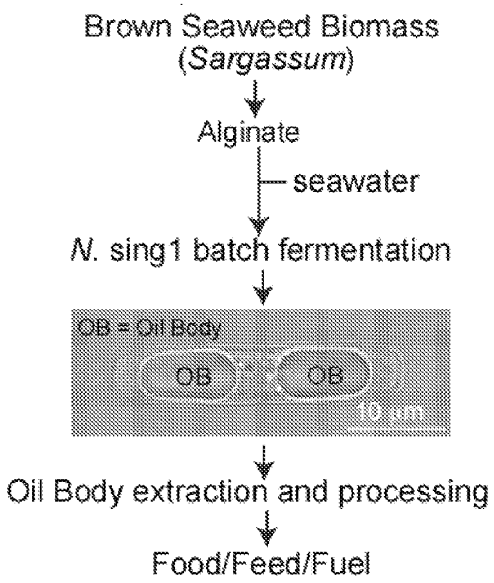

Figure 4

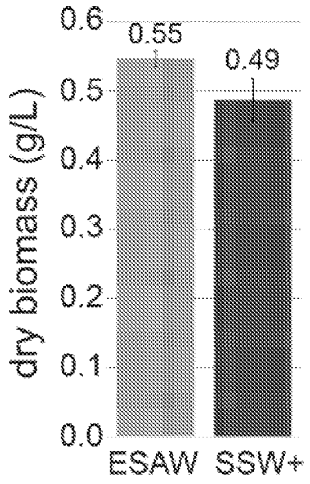

Figure 5

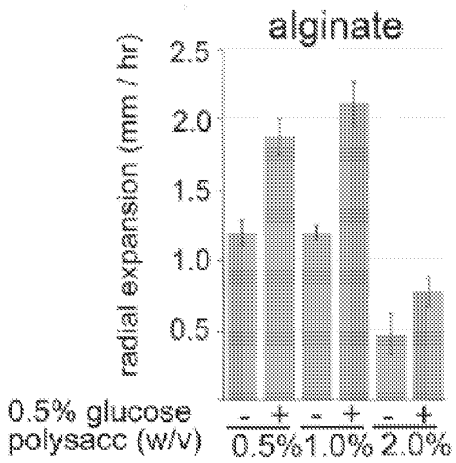
alginate
radial expansion (mm / hr)
2.5
2.0
1.5
1.0
0.5
0.5% glucose
polysacc (w/v)
- + - + - +
0.5% 1.0% 2.0%