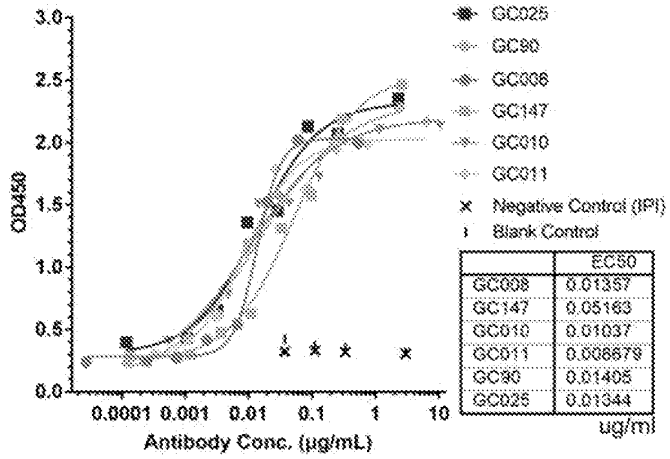
GC025
GC90
GC008
GC147
GC010
GC011
Negative Control (IPI)
Blank Control
OD450
Antibody Conc. (μg/mL)
EC50
GC008 0.01357
GC147 0.05163
GC010 0.01037
GC011 0.006679
GC90 0.01405
GC025 0.01344
ug/ml

图 1A

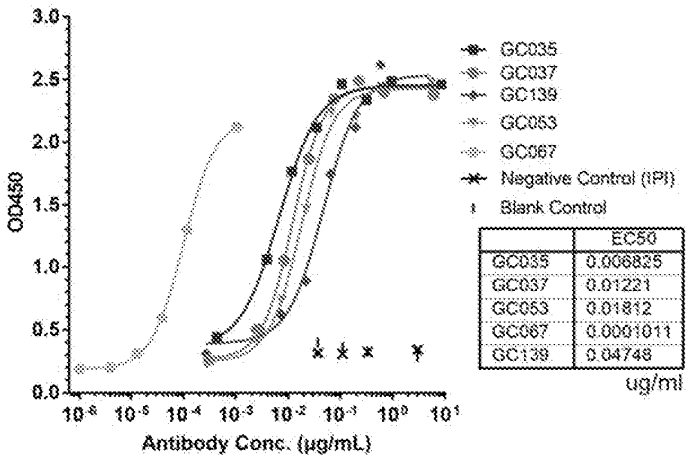
GC035
GC037
GC139
GC053
GC067
Negative Control (IPI)
Blank Control
OD450
Antibody Conc. (μg/mL)
EC50
GC035 0.006825
GC037 0.01221
GC053 0.01812
GC067 0.0001011
GC139 0.04748
ug/ml

图 1B

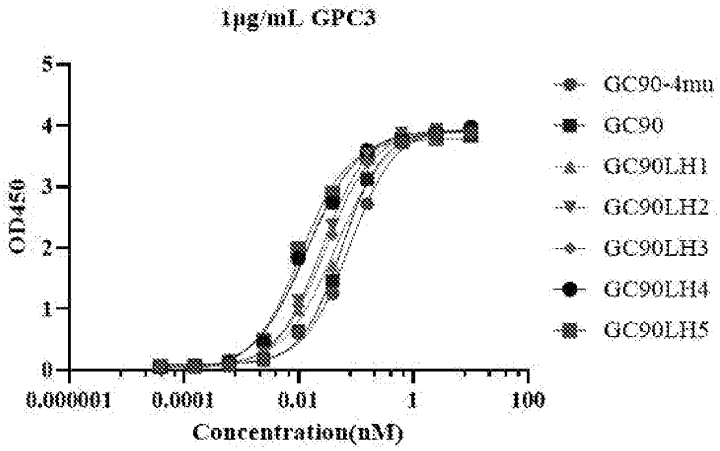
1μg/mL GPC3
GC90-4mu
GC90
GC90LH1
GC90LH2
GC90LH3
GC90LH4
GC90LH5
OD450
Concentration(nM)

图 2

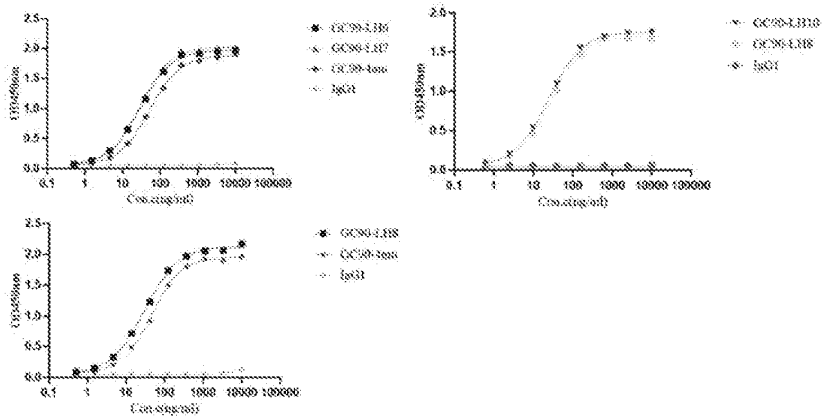

图 3

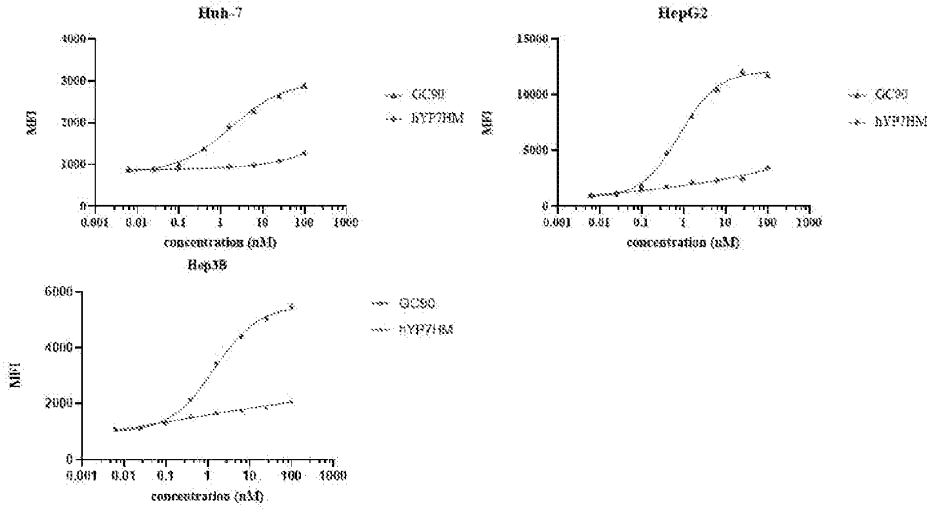
Huh-7
HepG2
Hep3B
MFI
concentration (nM)
GC90
hYP7HM

图 4

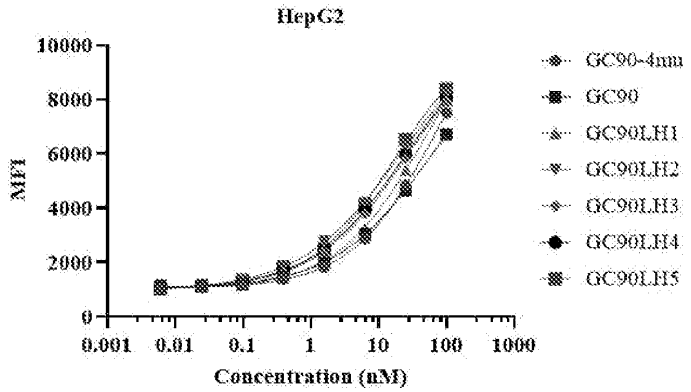
HepG2
MFI
Concentration (nM)
GC90-4nm
GC90
GC90LH1
GC90LH2
GC90LH3
GC90LH4
GC90LH5

图 5A

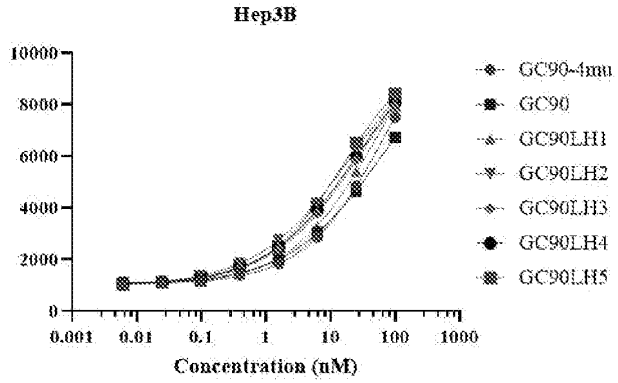


图 5B

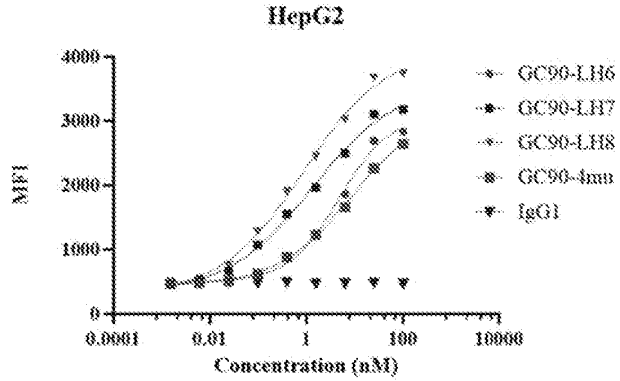


图 5C

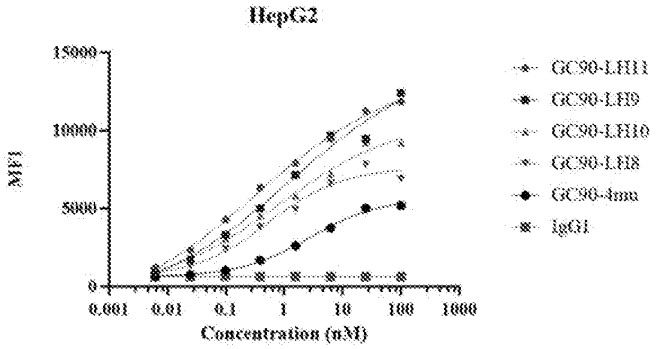


图 5D

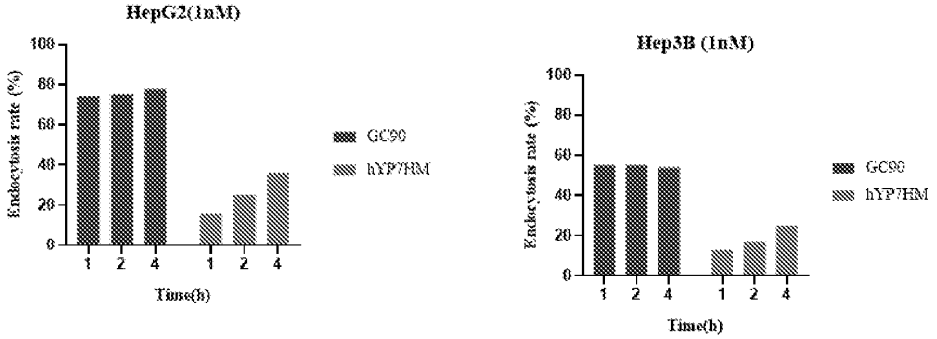


图 6

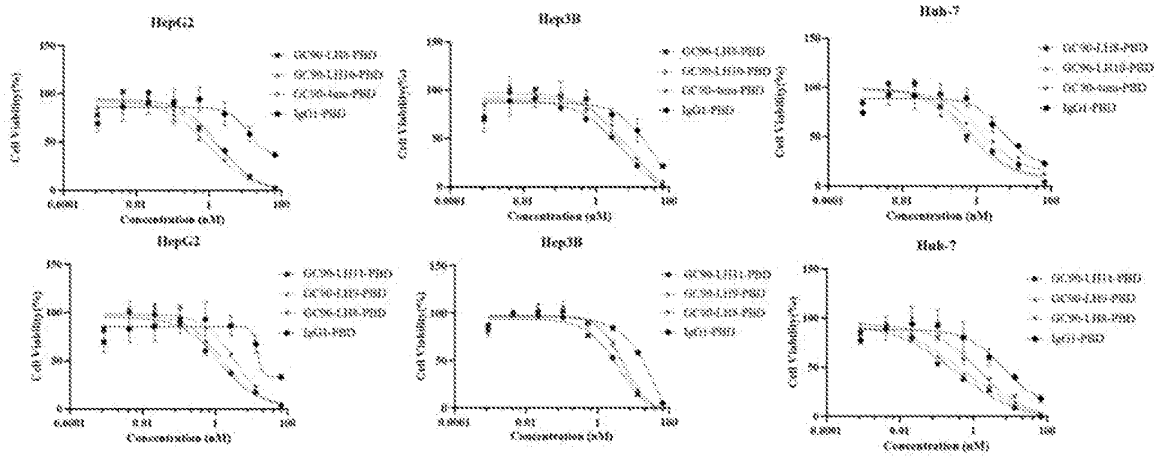
HepG2
Hep3B
Huh-7
HepG2
Hep3B
Huh-7

图 7

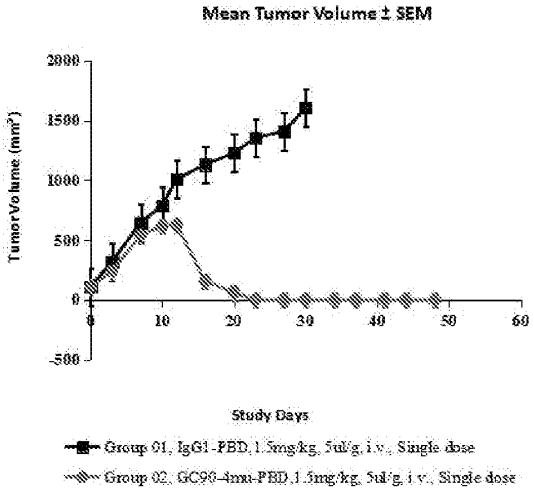
Mean Tumor Volume ± SEM
Tumor Volume (mm³)
Study Days
Group 01, IgG1-PBD, 1.5mg/kg, 5ul/g, i.v., Single dose
Group 02, GC98-4mu-PBD, 1.5mg/kg, 5ul/g, i.v., Single dose

图 8A

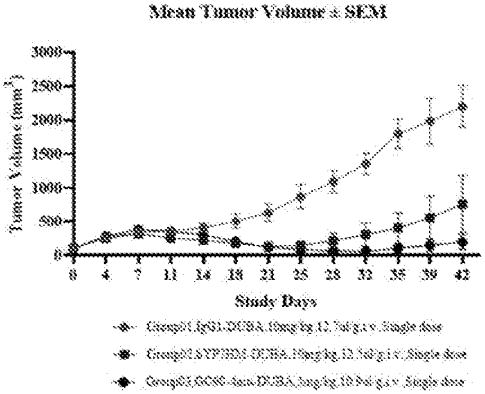
Mean Tumor Volume ± SEM
Tumor Volume (mm³)
Study Days

图 8B

| | |
|---|---|
| GPC3-B1 | SMPKGRVLDKNLDEEGFESGDCGDDEDECIGGSGDGM |
| GPC3-B2 | SMPKGRVLDKNLDEEGFESGDCGDDEDECIGGSGDGM |
| GPC3-B3 | SMPKGRVLDKNLDEEGFESGDCGDDEDECIGGSGDGM |
| GPC3-B4 | SMPKGRVLDKNLDEEGFESGDCGDDEDECIGGSGDGM |
| GPC3-B5 | SMPKGRVLDKNLDEESGFESGDCGDDEDECIGGSGDGM |
| GPC3-B6 | SMPKGRVLDKNLDEEGFESGDCGDDEDECIGGSGDGM |
| GPC3-B7 | SMPKGRVLDKNLDEEGFESGDCGDDEDECIGGSGDGM |
| GPC3-B8 | SMPKGRVLDKNLDEEGFESGDCGDDEDECIGGSGDGM |

| | GPC3-B1 | GPC3-B2 | GPC3-B3 | GPC3-B4 | GPC3-B5 | GPC3-B6 | GPC3-B7 | GPC3-B8 |
|---|---|---|---|---|---|---|---|---|
| GC90 | 0.072 | 0.07 | 3.808 | 0.071 | 0.072 | 0.075 | 0.067 | 4 |
| | 0.072 | 0.074 | 3.905 | 0.063 | 0.061 | 0.073 | 0.084 | 3.926 |
| NC | 0.062 | 0.056 | 0.068 | / | / | 0.056 | / | 0.054 |

图 9

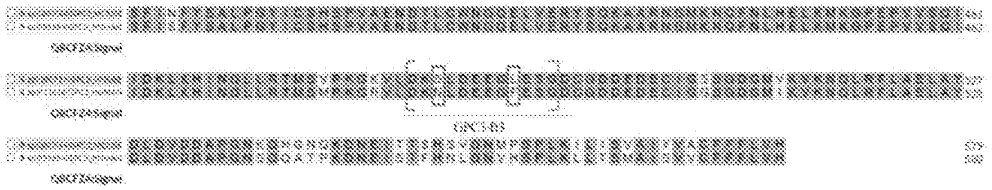


图 10



图 11