Figure 1

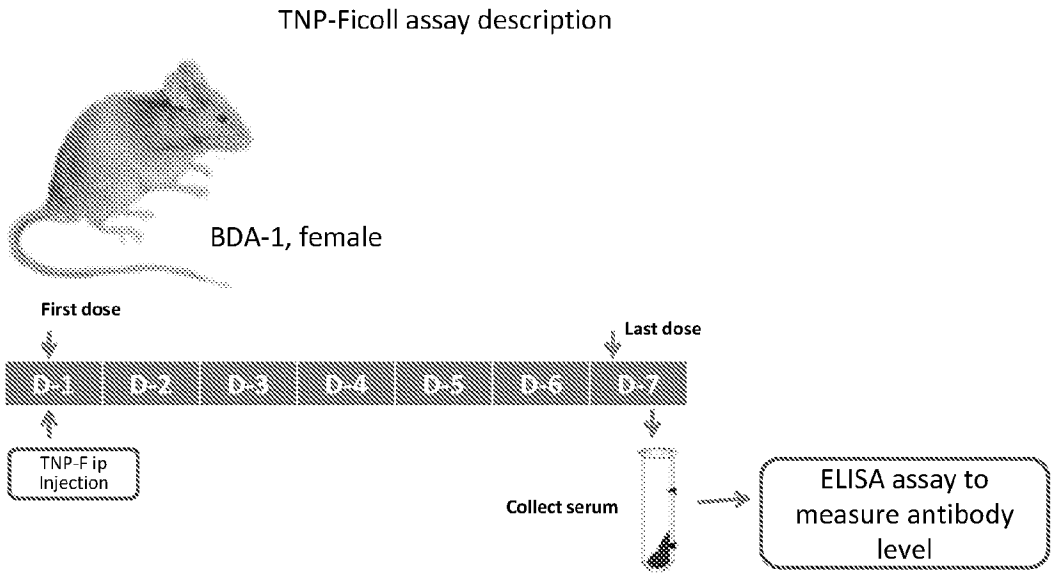
TNP-Ficoll assay description
BDA-1, female
First dose
Last dose
D-1
D-2
D-3
D-4
D-5
D-6
D-7
TNP-F ip Injection
Collect serum
ELISA assay to measure antibody level

Figure 2

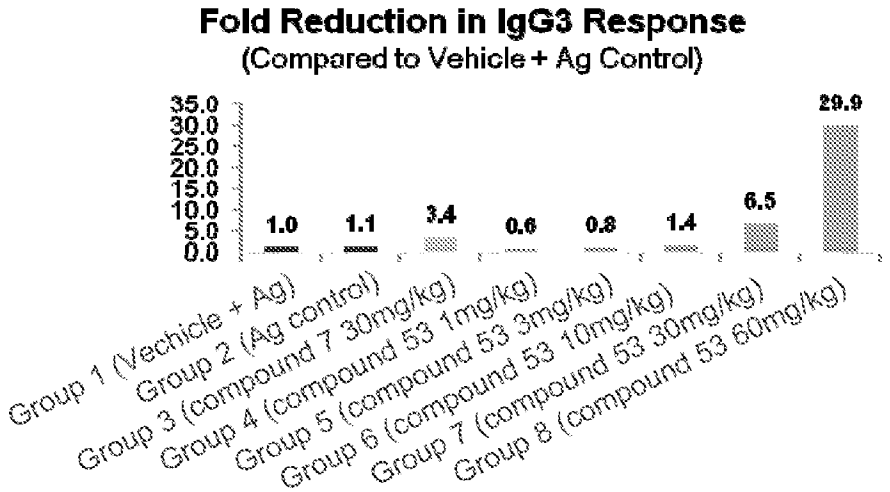
Fold Reduction in IgG3 Response
(Compared to Vehicle + Ag Control)
35.0
30.0
25.0
20.0
15.0
10.0
5.0
0.0
1.0
1.1
3.4
0.6
0.8
1.4
6.5
29.9
Group 1 (Vechicle + Ag)
Group 2 (Ag control)
Group 3 (compound 7 30mg/kg)
Group 4 (compound 53 1mg/kg)
Group 5 (compound 53 3mg/kg)
Group 6 (compound 53 10mg/kg)
Group 7 (compound 53 30mg/kg)
Group 8 (compound 53 60mg/kg)

Figure 3

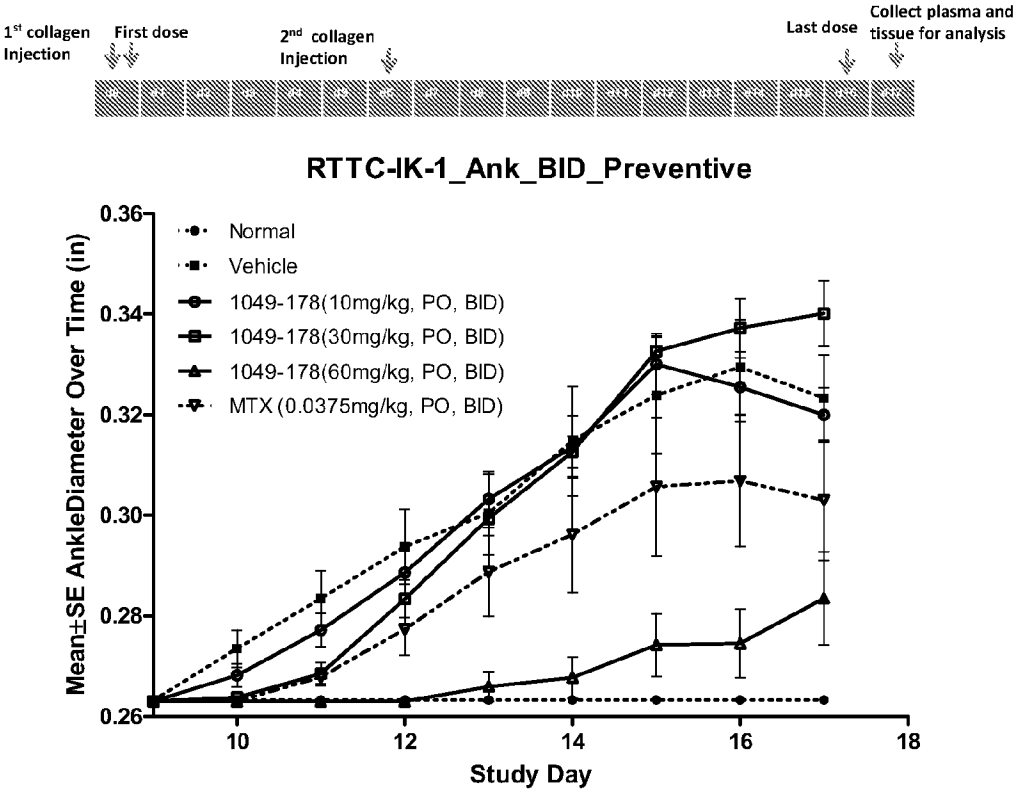
1st collagen Injection
First dose
2nd collagen Injection
Last dose
Collect plasma and tissue for analysis
RTTC-IK-1_Ank_BID_Preventive
Normal
Vehicle
1049-178(10mg/kg, PO, BID)
1049-178(30mg/kg, PO, BID)
1049-178(60mg/kg, PO, BID)
MTX (0.0375mg/kg, PO, BID)
Mean±SE AnkleDiameter Over Time (in)
0.36
0.34
0.32
0.30
0.28
0.26
10
12
14
16
18
Study Day

Figure 4

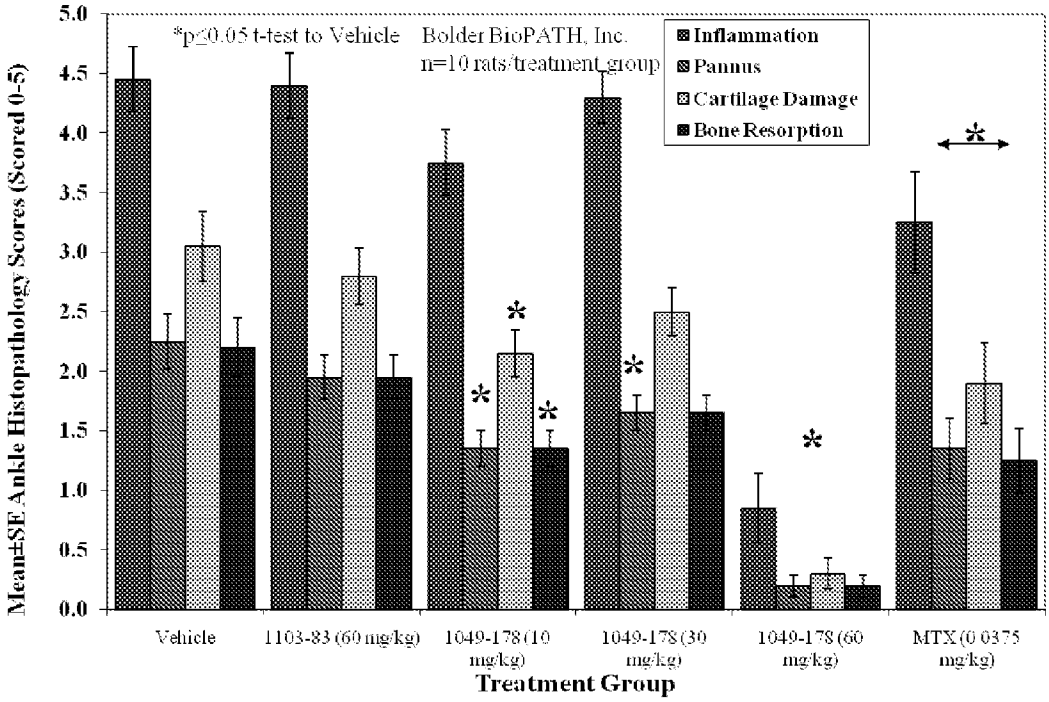
*p≤0.05 t-test to Vehicle
Bolder BioPATH, Inc.
n=10 rats/treatment group
Inflammation
Pannus
Cartilage Damage
Bone Resorption
Mean±SE Ankle Histopathology Scores (Scored 0-5)
5.0
4.5
4.0
3.5
3.0
2.5
2.0
1.5
1.0
0.5
0.0
Vehicle
1103-83 (60 mg/kg)
1049-178 (10 mg/kg)
1049-178 (30 mg/kg)
1049-178 (60 mg/kg)
MTX (0.0375 mg/kg)
Treatment Group

Figure 5

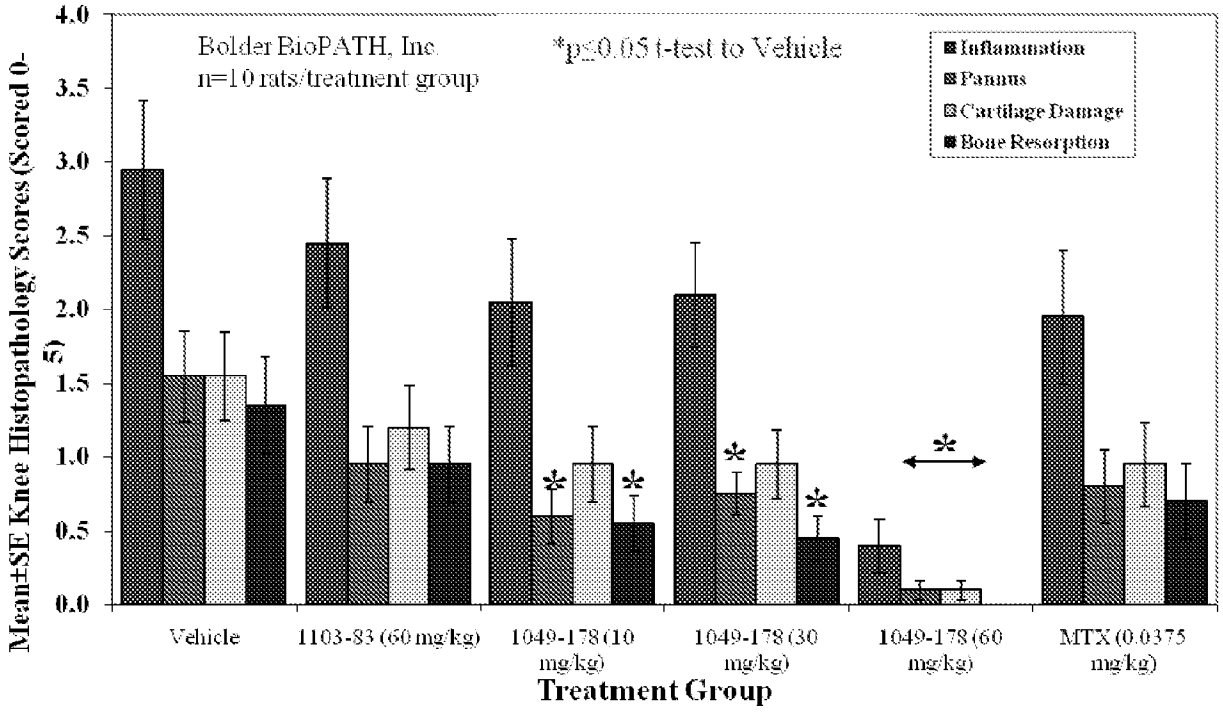
Bolder BioPATH, Inc.
n=10 rats/treatment group
*p≤0.05 t-test to Vehicle
Inflammation
Pannus
Cartilage Damage
Bone Resorption
Mean±SE Knee Histopathology Scores (Scored 0-5)
4.0
3.5
3.0
2.5
2.0
1.5
1.0
0.5
0.0
Vehicle
1103-83 (60 mg/kg)
1049-178 (10 mg/kg)
1049-178 (30 mg/kg)
1049-178 (60 mg/kg)
MTX (0.0375 mg/kg)
Treatment Group

Figure 6

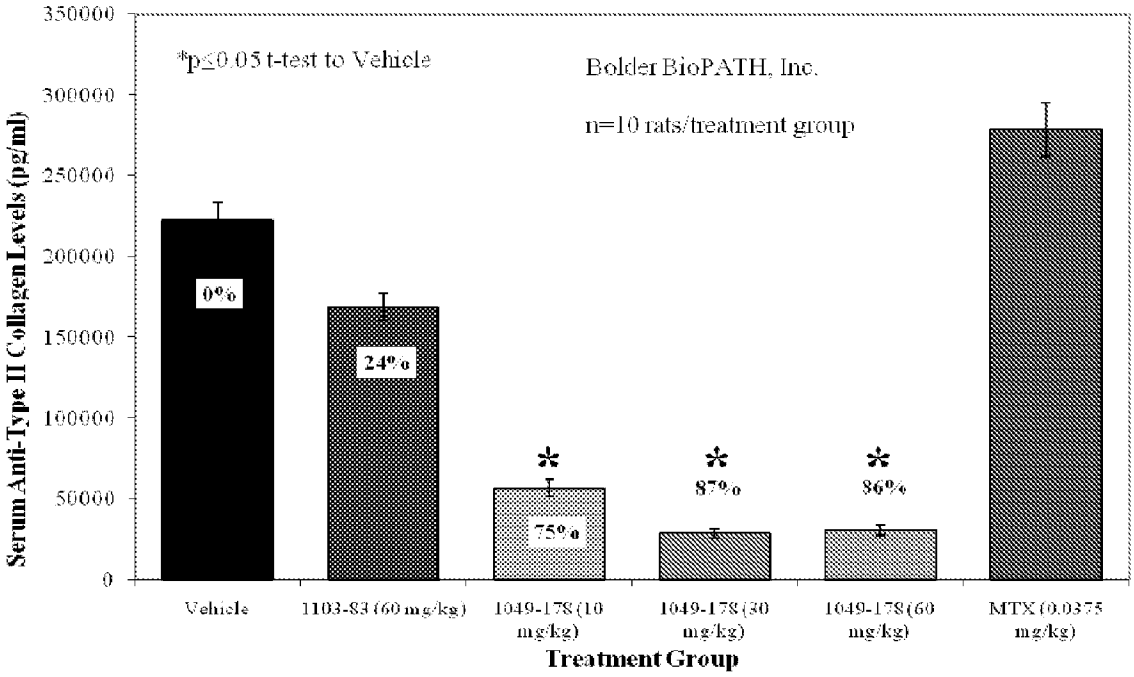
*p≤0.05 t-test to Vehicle
Bolder BioPATH, Inc.
n=10 rats/treatment group
Serum Anti-Type II Collagen Levels (pg/ml)
350000
300000
250000
200000
150000
100000
50000
0
0%
24%
75%
87%
86%
*
*
*
Vehicle
1103-83 (60 mg/kg)
1049-178 (10 mg/kg)
1049-178 (30 mg/kg)
1049-178 (60 mg/kg)
MTX (0.0375 mg/kg)
Treatment Group

Figure 7

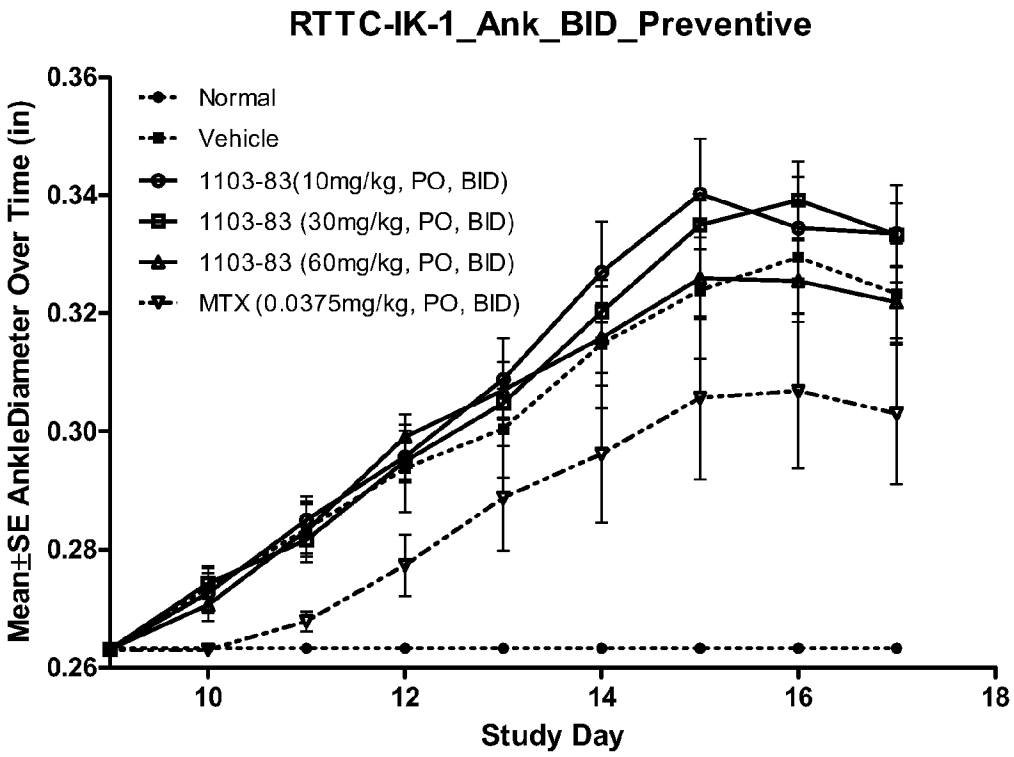
RTTC-IK-1_Ank_BID_Preventive
Normal
Vehicle
1103-83(10mg/kg, PO, BID)
1103-83 (30mg/kg, PO, BID)
1103-83 (60mg/kg, PO, BID)
MTX (0.0375mg/kg, PO, BID)
Mean±SE AnkleDiameter Over Time (in)
0.36
0.34
0.32
0.30
0.28
0.26
10
12
14
16
18
Study Day

Figure 8

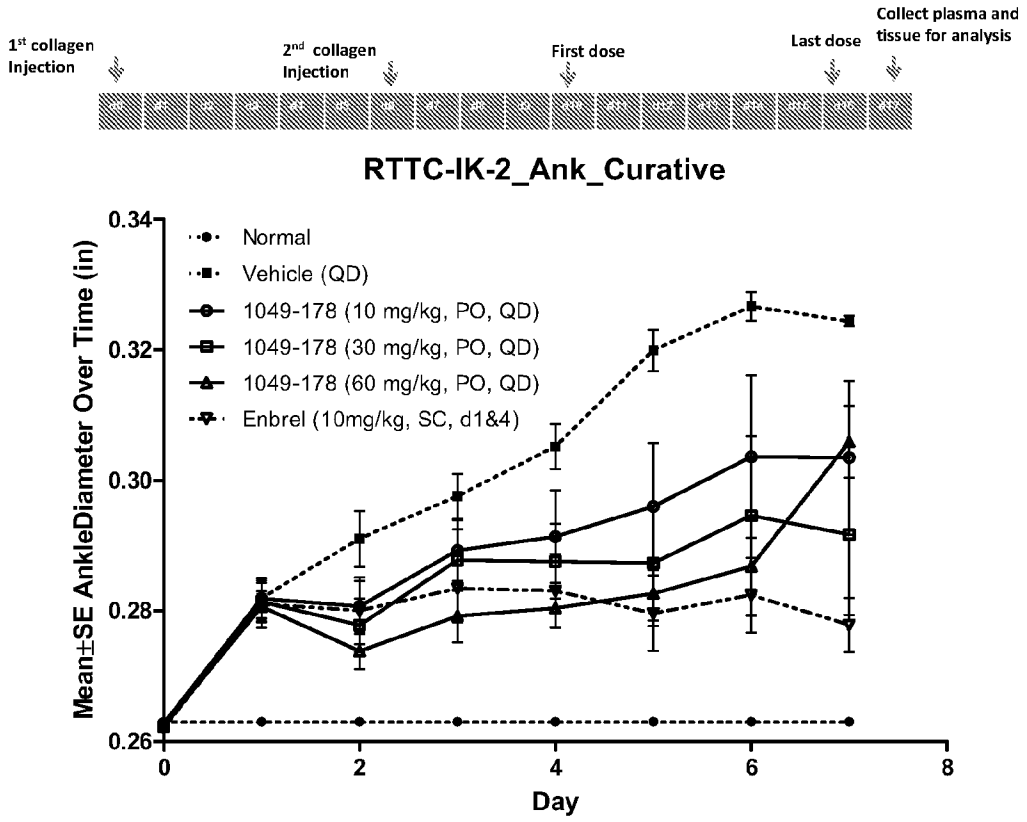
1st collagen Injection
2nd collagen Injection
First dose
Last dose
Collect plasma and tissue for analysis
RTTC-IK-2_Ank_Curative
Normal
Vehicle (QD)
1049-178 (10 mg/kg, PO, QD)
1049-178 (30 mg/kg, PO, QD)
1049-178 (60 mg/kg, PO, QD)
Enbrel (10mg/kg, SC, d1&4)
Mean±SE AnkleDiameter Over Time (in)
0.34
0.32
0.30
0.28
0.26
0
2
4
6
8
Day

Figure 9

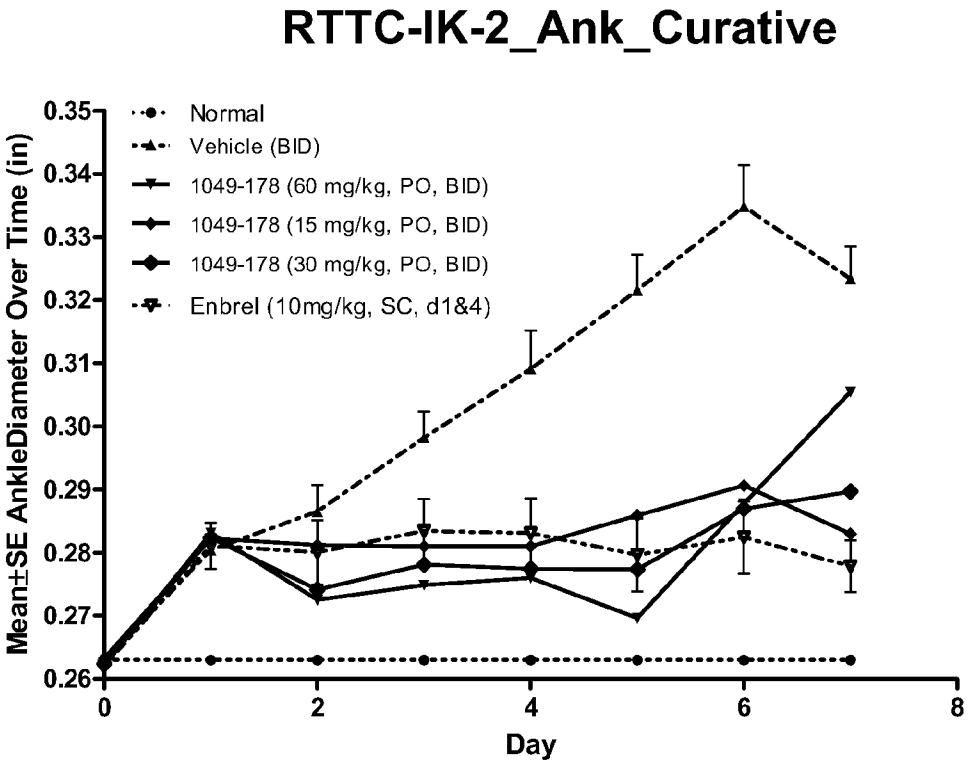
RTTC-IK-2_Ank_Curative
Normal
Vehicle (BID)
1049-178 (60 mg/kg, PO, BID)
1049-178 (15 mg/kg, PO, BID)
1049-178 (30 mg/kg, PO, BID)
Enbrel (10mg/kg, SC, d1&4)
Mean±SE AnkleDiameter Over Time (in)
0.35
0.34
0.33
0.32
0.31
0.30
0.29
0.28
0.27
0.26
0
2
4
6
8
Day

Figure 10

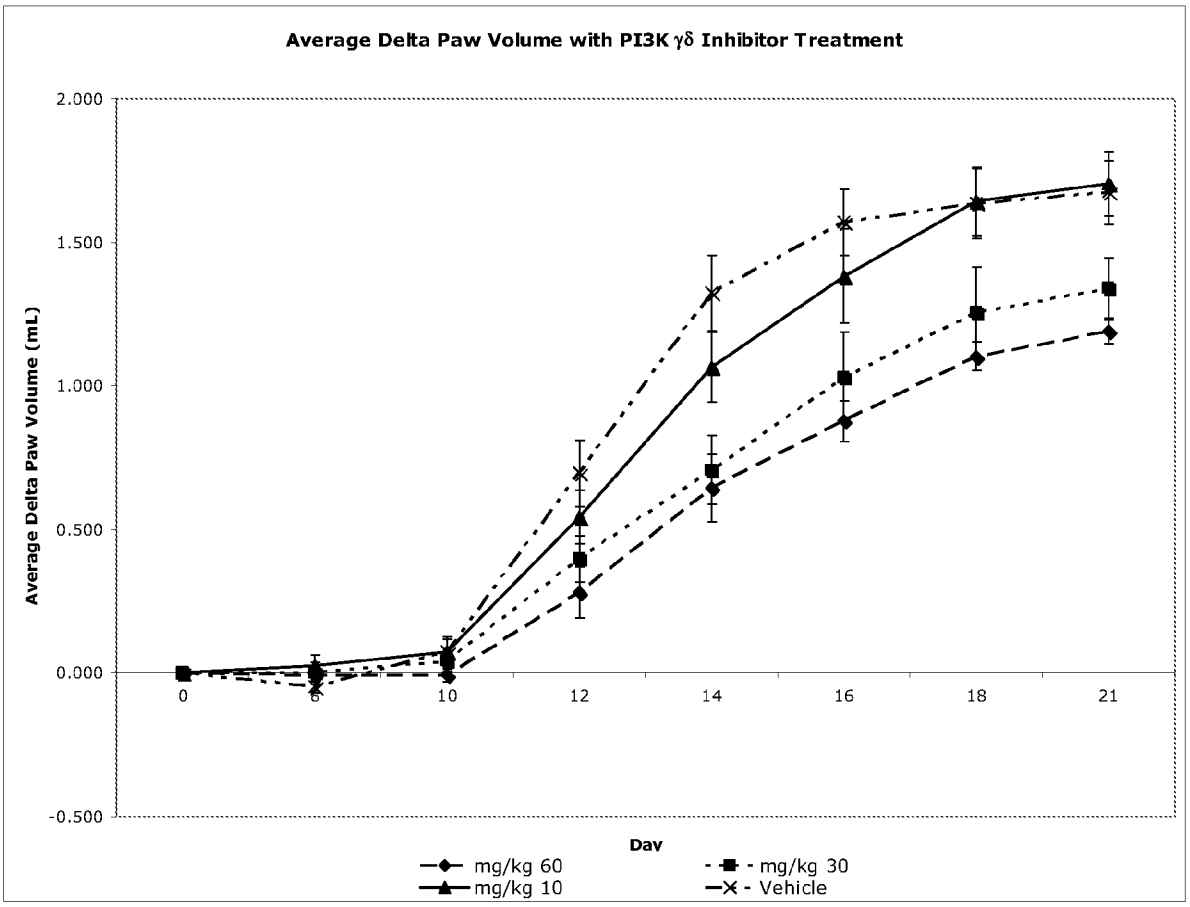
Average Delta Paw Volume with PI3K γδ Inhibitor Treatment
Average Delta Paw Volume (mL)
2.000
1.500
1.000
0.500
0.000
-0.500
0
6
10
12
14
16
18
21
Dav
mg/kg 60
mg/kg 30
mg/kg 10
Vehicle

Figure 11

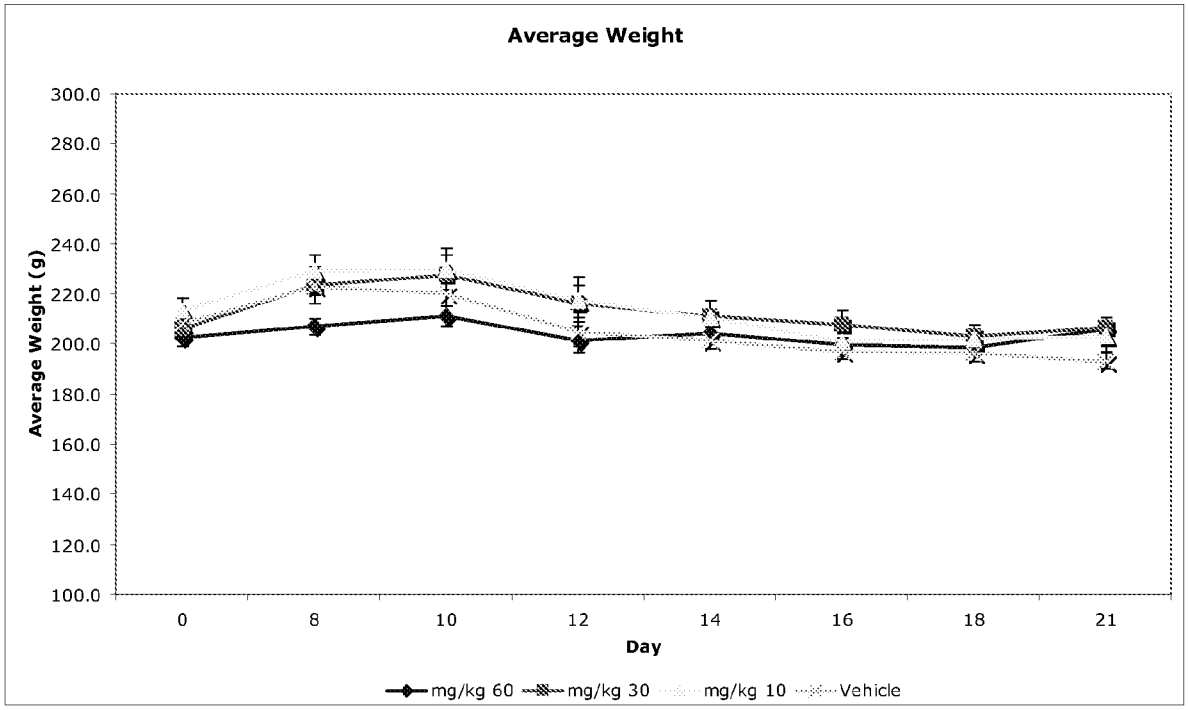
Average Weight
Average Weight (g)
300.0
280.0
260.0
240.0
220.0
200.0
180.0
160.0
140.0
120.0
100.0
0
8
10
12
14
16
18
21
Day
mg/kg 60
mg/kg 30
mg/kg 10
Vehicle