progression. To date, however, it is unclear whether these drugs improve symptoms such as dyspnoea and cough, or whether their beneficial effect on functional decline translates to increased survival.

[0012] The compounds of this invention target activated fibroblasts and collagen over production and can therefore be used for treating fibrosis, including primary or secondary fibrosis, such as systemic sclerosis, graft-versus host disease (GVHD), pulmonary fibrosis and autoimmune disorders, lung fibrosis and idiopathic pulmonary fibrosis (IPF), as well as localized processes, as for example, pulmonary fibrosis and liver cirrhosis, or more generalized processes, like progressive systemic sclerosis. The compounds can be further useful in the treatment of different forms of dermal fibrosis, which in addition to scleroderma, include localized and generalized morphea, keloids, hypertrophic scars, familial cutaneous collagenoma and connective tissue nevi of the collagen type. The compounds can be further useful in the treatment of lung fibrosis and idiopathic pulmonary fibrosis (IPF), as well as hepatic fibrosis, resulting from hepatic scarring, caused by surgery or other forms of injury associated with mechanical biliary obstruction. Such fibrosis can lead to portal hypertension, in which scarring distorts blood flow through the liver, or cirrhosis as well as other hepato-fibrotic disorders including Non-alcoholic steatohepatitis (NASH), and alcoholic steatohepatitis (ASH), non-alcoholic fatty liver disease (NAFLD) and alcoholic fatty liver disease (AFLD), which can be similarly be treated by compounds of the invention.

SUMMARY

[0012a] In one aspect of the present disclosure, there is provided a compound represented by the structure of formula **V(a)**:

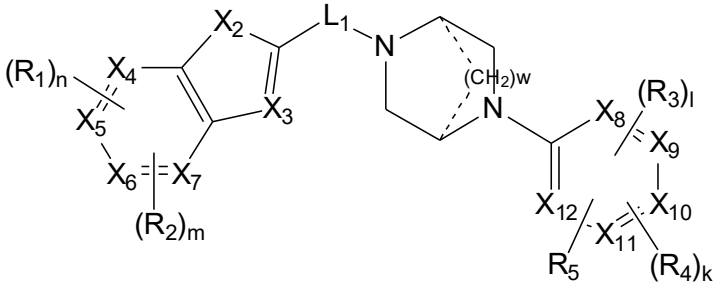

V(a);

wherein

L_1 is CH_2, CHR, or $C(R)_2$;

R_1 and **R_2** are each independently H, F, Cl, Br, I, OH, SH, $-R_8-O-R_{10}$ (e.g., $CH_2-CH_2-O-CH_3$, $CH_2-O-CH_2-CH_2-O-CH_3$), $-O-R_8-O-R_{10}$ (e.g., $O-CH_2-CH_2-O-CH_3$), O-**R_{20}**, CF_3, CD_3, OCD_3, CN, NO_2, NH_2, NHR, $N(R)_2$, $NHC(O)-R_{10}$ (e.g., $NHCO-CH_3$), $C(O)O-R_{10}$, $C(O)-R_{10}$, $-C(O)NH_2$, C(O)NHR (e.g., C(O)NH-Ph), $C(O)N(R_{10})(R_{11})$, SO_2R, $SO_2N(R_{10})(R_{11})$, $NHSO_2(R_{10})$ (e.g., $NHSO_2CH_3$), C_1-C_5 linear or branched, substituted or unsubstituted alkyl (e.g., methyl, ethyl), C_1-C_5 linear, branched or cyclic haloalkyl (e.g., CHF_2), C_1-C_5 linear, branched or cyclic alkoxy (e.g. methoxy), C_1-C_5 linear or branched thioalkoxy, C_1-C_5 linear or branched haloalkoxy, substituted or unsubstituted C_3-C_8 cycloalkyl (e.g., cyclopropyl), substituted or unsubstituted C_3-C_8 heterocyclic ring (e.g., pyridine), substituted or unsubstituted aryl (e.g., phenyl);

R_3, **R_4** and **R_5** are each independently H, F, Cl, Br, I, OH, $-R_8-O-R_{10}$ (e.g., $CH_2-CH_2-O-CH_3$, $CH_2-O-CH_2-CH_2-O-CH_3$), O-**R_{20}**, CF_3, CD_3, OCD_3, CN, NO_2, NH_2, NHR, $N(R)_2$, $NHC(O)-R_{10}$,

$C(O)O\text{-}R_{10}$, C(O)H, $C(O)\text{-}R_{10}$, $\text{-}C(O)NH_2$, C(O)NHR, $C(O)N(R_{10})(R_{11})$, SO_2R, $SO_2N(R_{10})(R_{11})$, $C_1\text{-}C_5$ linear or branched, substituted or unsubstituted alkyl (e.g., methyl, ethyl), $C_1\text{-}C_5$ linear, branched or cyclic haloalkyl (e.g., CHF_2), $C_1\text{-}C_5$ linear, branched or cyclic alkoxy (e.g. methoxy), $C_1\text{-}C_5$ linear or branched thioalkoxy, $C_1\text{-}C_5$ linear or branched haloalkoxy, substituted or unsubstituted $C_3\text{-}C_8$ cycloalkyl (e.g., cyclopropyl);

or **R_3** and **R_4** are joined together to form a 5 or 6 membered substituted or unsubstituted, aliphatic (e.g., cyclopentene) or aromatic, carbocyclic (e.g., benzene) or heterocyclic (e.g., thiophene, furane, pyrrol, pyrazole) ring;

R_{20} is represented by the following structure:

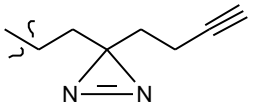

X_2 is S or O;

X_3 is N, CH, C(R) (e.g., CH, $C\text{-}CH_3$, C-Cl, C-CN);

X_4, **X_5**, **X_6**, and **X_7** are each independently C or N;

X_8, **X_9**, **X_{10}**, **X_{11}**, and **X_{12}** are each independently C or N;

R is OH, F, Cl, Br, I, CN, CF_3, NO_2, $C_1\text{-}C_5$ linear or branched, substituted or unsubstituted alkyl (e.g., methyl, ethyl), $C_1\text{-}C_5$ linear or branched alkoxy, $\text{-}R_8\text{-}O\text{-}R_{10}$ (e.g., $CH_2\text{-}CH_2\text{-}O\text{-}CH_3$), $C_1\text{-}C_5$ linear or branched haloalkyl (e.g., CF_3, CF_2CH_3, CH_2CF_3, $CF_2CH_2CH_3$, $CH_2CH_2CF_3$, $CF_2CH(CH_3)_2$,$CF(CH_3)\text{-}CH(CH_3)_2$), R_8-aryl (e.g., CH_2-Ph), substituted or unsubstituted aryl (e.g., phenyl), substituted or unsubstituted heteroaryl (e.g., pyridine (2, 3, and 4-pyridine); or

two geminal **R** substitutions are joined together to form a 3 - 6 membered substituted or unsubstituted, aliphatic (e.g., cyclopropyl, cyclopentene) or aromatic, carbocyclic (e.g., benzene) or heterocyclic (e.g., thiophene, furane, pyrrol, pyrazole) ring;

R_8 is $[\mathbf{CH_2}]_p$

wherein **p** is between 1 and 3 (e.g., 2);

R_{10} and **R_{11}** are each independently substituted or unsubstituted, $C_1\text{-}C_5$ linear or branched alkyl (e.g., methyl, ethyl, $CH_2\text{-}CH_2\text{-}O\text{-}CH_3$), $C_1\text{-}C_5$ linear or branched alkoxy (e.g., $O\text{-}CH_3$), C(O)R, or $S(O)_2R$;

or **R_{10}** and **R_{11}** are joined to form a substituted or unsubstituted $C_3\text{-}C_8$ heterocyclic ring (e.g., piperazine, piperidine),

wherein substitutions include: F, Cl, Br, I, OH, SH, $C_1\text{-}C_5$ linear or branched alkyl, $C_1\text{-}C_5$ linear or branched alkyl-OH (e.g., $C(CH_3)_2CH_2\text{-}OH$, $CH_2CH_2\text{-}OH$), $C_3\text{-}C_8$ heterocyclic

ring (e.g., piperidine), alkoxy, $N(R)_2$, CF_3, aryl, phenyl, halophenyl, (benzyloxy)phenyl, CN, NO_2 or any combination thereof;

m, **n, l** and **k** are each independently an integer between 0 and 2 (e.g., 0, 1 or 2);

w is 0, 1 or 2; wherein if w=0, the bridge on the ring is absent;

or by the structure of formula **IX**:

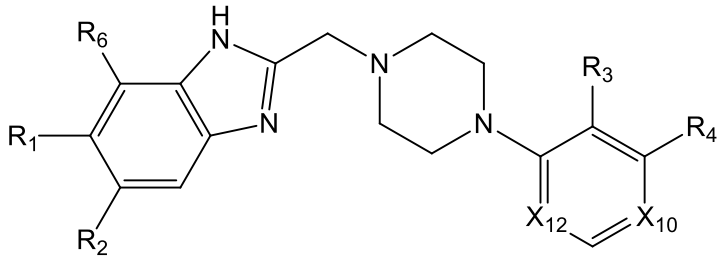

IX

wherein

$\mathbf{R_1}$ is Cl, $-R_8-O-R_{10}$ (e.g., $CH_2-CH_2-O-CH_3$, $CH_2-O-CH_2-CH_2-O-CH_3$), $-O-R_8-O-R_{10}$ (e.g., $O-CH_2-CH_2-O-CH_3$), O-$\mathbf{R_{20}}$, or CF_3;

$\mathbf{R_2}$ is H, Cl, $-R_8-O-R_{10}$ (e.g., $CH_2-CH_2-O-CH_3$, $CH_2-O-CH_2-CH_2-O-CH_3$), $-O-R_8-O-R_{10}$ (e.g., $O-CH_2-CH_2-O-CH_3$), O-$\mathbf{R_{20}}$, or CF_3;

$\mathbf{R_6}$ is H;

$\mathbf{R_3}$ and $\mathbf{R_4}$ are each independently H, O-$\mathbf{R_{20}}$, C_1-C_5 linear or branched, substituted or unsubstituted alkyl (e.g., methyl, ethyl), substituted or unsubstituted C_3-C_8 heterocyclic ring (e.g., imidazole), (wherein substitutions include: F, Cl, Br, I, C_1-C_5 linear or branched alkyl, OH, alkoxy, CF_3, aryl, phenyl, heteroaryl, C_3-C_8 cycloalkyl, halophenyl, (benzyloxy)phenyl, CN, NO_2 or any combination thereof);

or $\mathbf{R_3}$ and $\mathbf{R_4}$ are joined together to form a 5 or 6 membered substituted or unsubstituted, aliphatic (e.g., cyclopentene) or aromatic, carbocyclic (e.g., benzene) or heterocyclic (e.g., thiophene, furane, pyrrol, pyrazole) ring;

$\mathbf{R_{20}}$ is represented by the following structure:

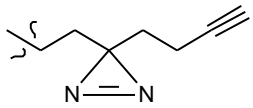

$\mathbf{X_{10}}$ and $\mathbf{X_{12}}$ are each independently C or N;

wherein if R_3 is ethyl, then R_1 or R_2 is not CF_3;

or its pharmaceutically acceptable salt, stereoisomer, tautomer, hydrate, *N*-oxide, reverse amide analog, isotopic variant (e.g., deuterated analog), reverse amide, pharmaceutical product or any combination thereof.

[0012b] In another aspect of the present disclosure, there is also provided a compound represented by the structure of formula **V(a)**:

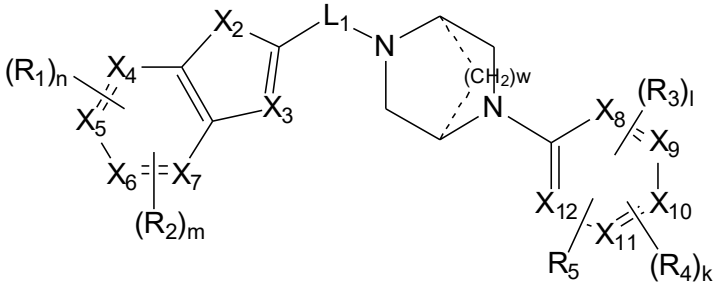

V(a)

wherein

$\mathbf{L_1}$ is CH_2, CHR, or $C(R)_2$;

$\mathbf{R_1}$ and $\mathbf{R_2}$ are each independently H, F, Cl, Br, I, OH, SH, $-R_8-O-R_{10}$ (e.g., $CH_2-CH_2-O-CH_3$, $CH_2-O-CH_2-CH_2-O-CH_3$), $-O-R_8-O-R_{10}$ (e.g., $O-CH_2-CH_2-O-CH_3$), O-$\mathbf{R_{20}}$, CF_3, CD_3, OCD_3, CN, NO_2, NH_2, NHR, $N(R)_2$, $NHC(O)-R_{10}$ (e.g., $NHCO-CH_3$) $C(O)O-R_{10}$, $C(O)-R_{10}$, $-C(O)NH_2$, C(O)NHR (e.g., C(O)NH-Ph), $C(O)N(R_{10})(R_{11})$, SO_2R, $SO_2N(R_{10})(R_{11})$, $NHSO_2(R_{10})$ (e.g., $NHSO_2CH_3$), C_1-C_5 linear or branched, substituted or unsubstituted alkyl (e.g., methyl, ethyl), C_1-C_5 linear, branched or cyclic haloalkyl (e.g., CHF_2), C_1-C_5 linear, branched or cyclic alkoxy (e.g. methoxy), C_1-C_5 linear or branched thioalkoxy, C_1-C_5 linear or branched haloalkoxy, substituted or unsubstituted C_3-C_8 cycloalkyl (e.g., cyclopropyl), substituted or unsubstituted C_3-C_8 heterocyclic ring (e.g., pyridine), substituted or unsubstituted aryl (e.g., phenyl);

$\mathbf{R_3}$ is F, Cl, Br, I, OH, $-R_8-O-R_{10}$ (e.g., $CH_2-CH_2-O-CH_3$, $CH_2-O-CH_2-CH_2-O-CH_3$), O-$\mathbf{R_{20}}$, CF_3, CD_3, OCD_3, CN, NO_2, NH_2, NHR, $N(R)_2$, $NHC(O)-R_{10}$, $C(O)O-R_{10}$, C(O)H, $C(O)-R_{10}$, $-C(O)NH_2$, C(O)NHR, $C(O)N(R_{10})(R_{11})$, SO_2R, $SO_2N(R_{10})(R_{11})$, C_1-C_5 linear or branched, substituted or unsubstituted alkyl (e.g., methyl, ethyl), C_1-C_5 linear, branched or cyclic haloalkyl (e.g., CHF_2), C_1-C_5 linear, branched or cyclic alkoxy (e.g. methoxy), C_1-C_5 linear or branched thioalkoxy, C_1-C_5 linear or branched haloalkoxy, substituted or unsubstituted C_3-C_8 cycloalkyl (e.g., cyclopropyl);

$\mathbf{R_4}$ and $\mathbf{R_5}$ are each independently H, F, Cl, Br, I, OH, $-R_8-O-R_{10}$ (e.g., $CH_2-CH_2-O-CH_3$, $CH_2-O-CH_2-CH_2-O-CH_3$), O-$\mathbf{R_{20}}$, CF_3, CD_3, OCD_3, CN, NO_2, NH_2, NHR, $N(R)_2$, $NHC(O)-R_{10}$, $C(O)O-R_{10}$, C(O)H, $C(O)-R_{10}$, $-C(O)NH_2$, C(O)NHR, $C(O)N(R_{10})(R_{11})$, SO_2R, $SO_2N(R_{10})(R_{11})$, C_1-C_5 linear or branched, substituted or unsubstituted alkyl (e.g., methyl, ethyl), C_1-C_5 linear, branched or cyclic haloalkyl (e.g., CHF_2), C_1-C_5 linear, branched or cyclic alkoxy (e.g. methoxy), C_1-C_5 linear or branched thioalkoxy, C_1-C_5 linear or branched haloalkoxy, substituted or unsubstituted C_3-C_8 cycloalkyl (e.g., cyclopropyl);

or $\mathbf{R_3}$ and $\mathbf{R_4}$ are joined together to form a 5 or 6 membered substituted or unsubstituted, aliphatic (e.g., cyclopentene) or aromatic, carbocyclic (e.g., benzene) or heterocyclic (e.g., thiophene, furane, pyrrole, pyrazole) ring;

$\mathbf{R_{20}}$ is represented by the following structure:

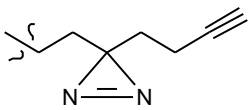

$\mathbf{X_2}$ is NH;

$\mathbf{X_3}$ is CH, C(R) (e.g., C-CH_3, C-Cl, C-CN);

$\mathbf{X_4}$, $\mathbf{X_5}$, $\mathbf{X_6}$, and $\mathbf{X_7}$ are each independently C or N;

$\mathbf{X_8}$, $\mathbf{X_9}$, $\mathbf{X_{10}}$, $\mathbf{X_{11}}$, and $\mathbf{X_{12}}$ are each independently C or N,

wherein at least one of $\mathbf{X_8}$, $\mathbf{X_9}$, $\mathbf{X_{10}}$, $\mathbf{X_{11}}$, and $\mathbf{X_{12}}$ is N;

R is OH, F, Cl, Br, I, CN, CF_3, NO_2, C_1-C_5 linear or branched, substituted or unsubstituted alkyl (e.g., methyl, ethyl), C_1-C_5 linear or branched alkoxy, -R_8-O-R_{10} (e.g., CH_2-CH_2-O-CH_3), C_1-C_5 linear or branched haloalkyl (e.g., CF_3, CF_2CH_3, CH_2CF_3, $CF_2CH_2CH_3$, $CH_2CH_2CF_3$, $CF_2CH(CH_3)_2$,$CF(CH_3)$-$CH(CH_3)_2$), R_8-aryl (e.g., CH_2-Ph), substituted or unsubstituted aryl (e.g., phenyl), substituted or unsubstituted heteroaryl (e.g., pyridine (2, 3, and 4-pyridine); or

two geminal **R** substitutions are joined together to form a 3 - 6 membered substituted or unsubstituted, aliphatic (e.g., cyclopropyl, cyclopentene) or aromatic, carbocyclic (e.g., benzene) or heterocyclic (e.g., thiophene, furane, pyrrole, pyrazole) ring;

$\mathbf{R_8}$ is $[\mathbf{CH_2}]_p$

wherein **p** is between 1 and 3 (e.g., 2);

$\mathbf{R_{10}}$ and $\mathbf{R_{11}}$ are each independently substituted or unsubstituted, C_1-C_5 linear or branched alkyl (e.g., methyl, ethyl, CH_2-CH_2-O-CH_3), C_1-C_5 linear or branched alkoxy (e.g., O-CH_3), C(O)R, or $S(O)_2R$;

or $\mathbf{R_{10}}$ and $\mathbf{R_{11}}$ are joined to form a substituted or unsubstituted C_3-C_8 heterocyclic ring (e.g., piperazine, piperidine),

wherein substitutions are selected from: F, Cl, Br, I, OH, SH, C_1-C_5 linear or branched alkyl, C_1-C_5 linear or branched alkyl-OH (e.g., $C(CH_3)_2CH_2$-OH, CH_2CH_2-OH), C_3-C_8 heterocyclic ring (e.g., piperidine), alkoxy, $N(R)_2$, CF_3, aryl, phenyl, halophenyl, (benzyloxy)phenyl, CN, NO_2 or any combination thereof;

l is 1 or 2;

m, **n** and **k** are each independently an integer between 0 and 2 (e.g., 0, 1 or 2);

w is 0, 1 or 2; wherein if w=0, the bridge on the ring is absent;

or its pharmaceutically acceptable salt, stereoisomer, tautomer, hydrate, *N*-oxide, reverse amide analog, or isotopic variant (e.g., deuterated analog).

[0012c] In another aspect of the present disclosure, there is also provided a compound represented by the structure of formula **V(a)**:

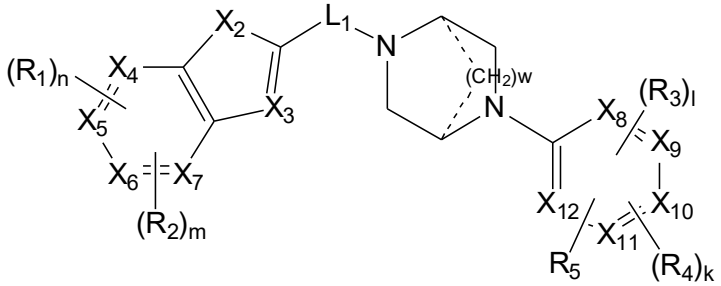

V(a);

wherein

L_1 is CH_2, CHR, or $C(R)_2$;

R_1 is F, Cl, Br, I, OH, SH, -R_8-O-R_{10} (e.g., CH_2-CH_2-O-CH_3, CH_2-O-CH_2-CH_2-O-CH_3), -O-R_8-O-R_{10} (e.g., O-CH_2-CH_2-O-CH_3), O-**R_{20}**, CF_3, CD_3, OCD_3, CN, NO_2, NH_2, NHR, $N(R)_2$, NHC(O)-R_{10} (e.g., NHCO-CH_3) C(O)O-R_{10}, C(O)-R_{10}, -C(O)NH_2, C(O)NHR (e.g., C(O)NH-Ph), C(O)N(R_{10})(R_{11}), SO_2R, $SO_2N(R_{10})(R_{11})$, $NHSO_2(R_{10})$ (e.g., $NHSO_2CH_3$), C_1-C_5 linear or branched, substituted or unsubstituted alkyl (e.g., methyl, ethyl), C_1-C_5 linear, branched or cyclic haloalkyl (e.g., CHF_2), C_1-C_5 linear, branched or cyclic alkoxy (e.g. methoxy), C_1-C_5 linear or branched thioalkoxy, C_1-C_5 linear or branched haloalkoxy, substituted or unsubstituted C_3-C_8 cycloalkyl (e.g., cyclopropyl), substituted or unsubstituted C_3-C_8 heterocyclic ring (e.g., pyridine), substituted or unsubstituted aryl (e.g., phenyl);

R_2 is H, F, Cl, Br, I, OH, SH, -R_8-O-R_{10} (e.g., CH_2-CH_2-O-CH_3, CH_2-O-CH_2-CH_2-O-CH_3), -O-R_8-O-R_{10} (e.g., O-CH_2-CH_2-O-CH_3), O-**R_{20}**, CF_3, CD_3, OCD_3, CN, NO_2, NH_2, NHR, $N(R)_2$, NHC(O)-R_{10} (e.g., NHCO-CH_3) C(O)O-R_{10}, C(O)-R_{10}, -C(O)NH_2, C(O)NHR (e.g., C(O)NH-Ph), C(O)N(R_{10})(R_{11}), SO_2R, $SO_2N(R_{10})(R_{11})$, $NHSO_2(R_{10})$ (e.g., $NHSO_2CH_3$), C_1-C_5 linear or branched, substituted or unsubstituted alkyl (e.g., methyl, ethyl), C_1-C_5 linear, branched or cyclic haloalkyl (e.g., CHF_2), C_1-C_5 linear, branched or cyclic alkoxy (e.g. methoxy), C_1-C_5 linear or branched thioalkoxy, C_1-C_5 linear or branched haloalkoxy, substituted or unsubstituted C_3-C_8 cycloalkyl (e.g., cyclopropyl), substituted or unsubstituted C_3-C_8 heterocyclic ring (e.g., pyridine), substituted or unsubstituted aryl (e.g., phenyl);

R_3, **R_4** and **R_5** are each independently H, F, Cl, Br, I, OH, -R_8-O-R_{10} (e.g., CH_2-CH_2-O-CH_3, CH_2-O-CH_2-CH_2-O-CH_3), O-**R_{20}**, CF_3, CD_3, OCD_3, CN, NO_2, NH_2, NHR, $N(R)_2$, NHC(O)-R_{10}, C(O)O-R_{10}, C(O)H, C(O)-R_{10}, -C(O)NH_2, C(O)NHR, C(O)N(R_{10})(R_{11}), SO_2R, $SO_2N(R_{10})(R_{11})$, C_1-C_5 linear or branched, substituted or unsubstituted alkyl (e.g., methyl, ethyl), C_1-C_5 linear, branched or cyclic haloalkyl (e.g., CHF_2), C_1-C_5 linear, branched or cyclic alkoxy (e.g. methoxy), C_1-C_5 linear or branched thioalkoxy, C_1-C_5 linear or branched haloalkoxy, substituted or unsubstituted C_3-C_8 cycloalkyl (e.g., cyclopropyl);

or **R_3** and **R_4** are joined together to form a 5 or 6 membered substituted or unsubstituted, aliphatic (e.g., cyclopentene) or aromatic, carbocyclic (e.g., benzene) or heterocyclic (e.g., thiophene, furane, pyrrole, pyrazole) ring;

R_{20} is represented by the following structure:

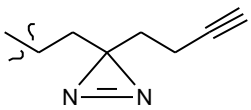

$\mathbf{X_2}$ is NH;

$\mathbf{X_3}$ is CH, C(R) (e.g., C-CH_3, C-Cl, C-CN);

$\mathbf{X_4}$, $\mathbf{X_5}$, $\mathbf{X_6}$, and $\mathbf{X_7}$ are each independently C or N;

$\mathbf{X_8}$, $\mathbf{X_9}$, $\mathbf{X_{10}}$, $\mathbf{X_{11}}$, and $\mathbf{X_{12}}$ are each independently C or N;

wherein at least one of $\mathbf{X_8}$, $\mathbf{X_9}$, $\mathbf{X_{10}}$, $\mathbf{X_{11}}$, and $\mathbf{X_{12}}$ is N;

R is OH, F, Cl, Br, I, CN, CF_3, NO_2, C_1-C_5 linear or branched, substituted or unsubstituted alkyl (e.g., methyl, ethyl), C_1-C_5 linear or branched alkoxy, -R_8-O-R_{10} (e.g., CH_2-CH_2-O-CH_3), C_1-C_5 linear or branched haloalkyl (e.g., CF_3, CF_2CH_3, CH_2CF_3, $CF_2CH_2CH_3$, $CH_2CH_2CF_3$, $CF_2CH(CH_3)_2$,$CF(CH_3)$-$CH(CH_3)_2$), R_8-aryl (e.g., CH_2-Ph), substituted or unsubstituted aryl (e.g., phenyl), substituted or unsubstituted heteroaryl (e.g., pyridine (2, 3, and 4-pyridine); or

two geminal **R** substitutions are joined together to form a 3 - 6 membered substituted or unsubstituted, aliphatic (e.g., cyclopropyl, cyclopentene) or aromatic, carbocyclic (e.g., benzene) or heterocyclic (e.g., thiophene, furane, pyrrole, pyrazole) ring;

$\mathbf{R_8}$ is $[\mathbf{CH_2}]_p$

wherein **p** is between 1 and 3 (e.g., 2);

$\mathbf{R_{10}}$ and $\mathbf{R_{11}}$ are each independently substituted or unsubstituted, C_1-C_5 linear or branched alkyl (e.g., methyl, ethyl, CH_2-CH_2-O-CH_3), C_1-C_5 linear or branched alkoxy (e.g., O-CH_3), C(O)R, or $S(O)_2R$;

or $\mathbf{R_{10}}$ and $\mathbf{R_{11}}$ are joined to form a substituted or unsubstituted C_3-C_8 heterocyclic ring (e.g., piperazine, piperidine),

wherein substitutions are selected from: F, Cl, Br, I, OH, SH, C_1-C_5 linear or branched alkyl, C_1-C_5 linear or branched alkyl-OH (e.g., $C(CH_3)_2CH_2$-OH, CH_2CH_2-OH), C_3-C_8 heterocyclic ring (e.g., piperidine), alkoxy, $N(R)_2$, CF_3, aryl, phenyl, halophenyl, (benzyloxy)phenyl, CN, NO_2 or any combination thereof;

n is 1 or 2;

m, **l** and **k** are each independently an integer between 0 and 2 (e.g., 0, 1 or 2);

w is 0, 1 or 2; wherein if w=0, the bridge on the ring is absent;

or its pharmaceutically acceptable salt, stereoisomer, tautomer, hydrate, *N*-oxide, reverse amide analog, or isotopic variant (e.g., deuterated analog).

[0012d] In another aspect of the present disclosure, there is provided a compound represented by the structure of any one of the following compounds:

Compound Number	**Compound Structure**

212	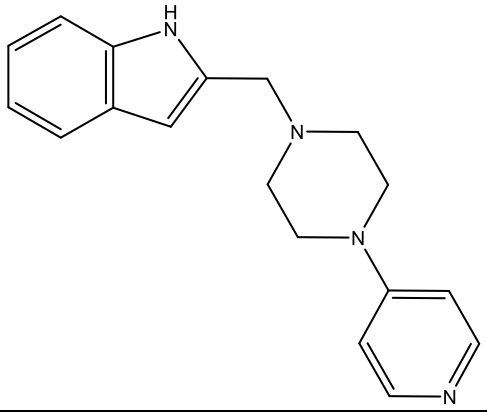
213	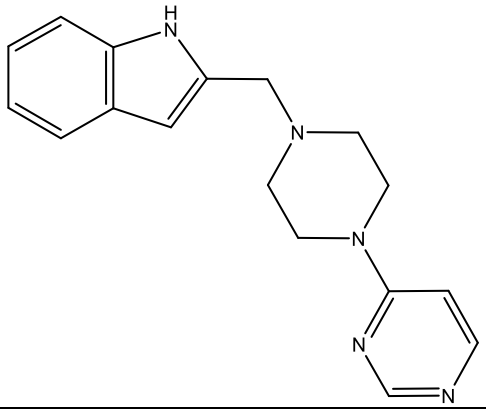
217	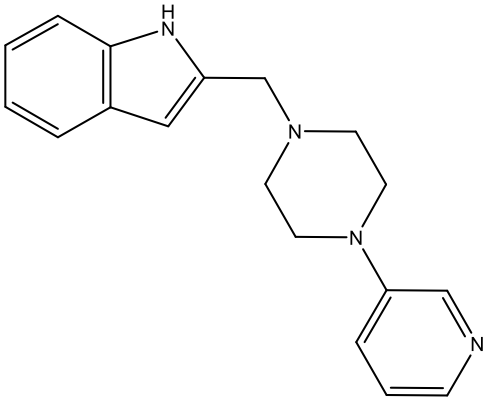
218	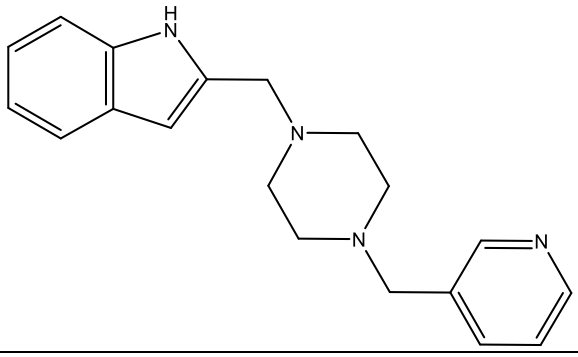

227	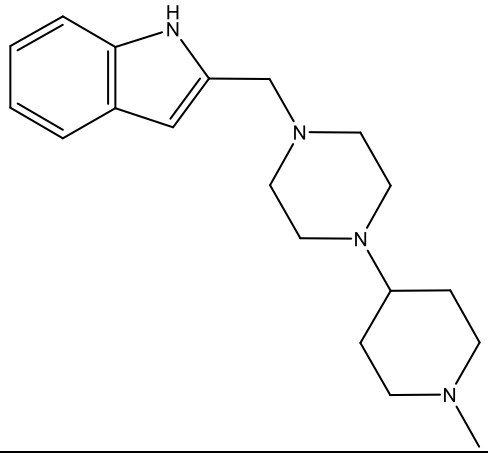
229	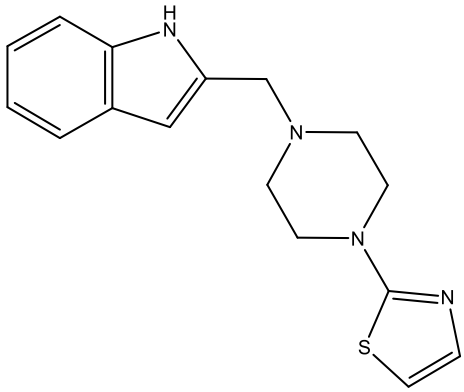
230	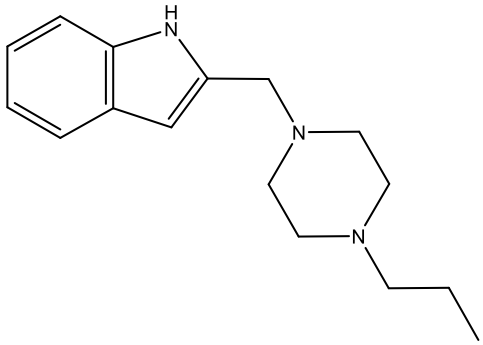
232	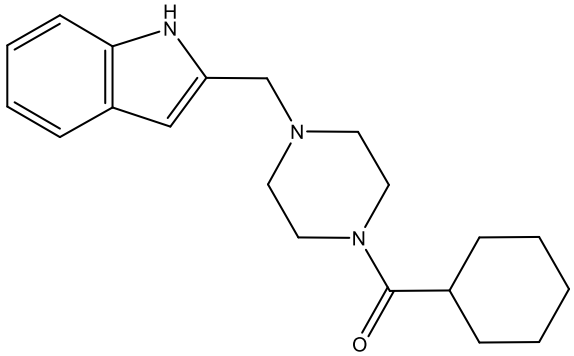
233	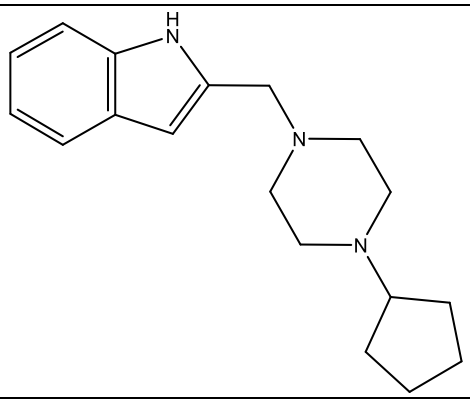

239	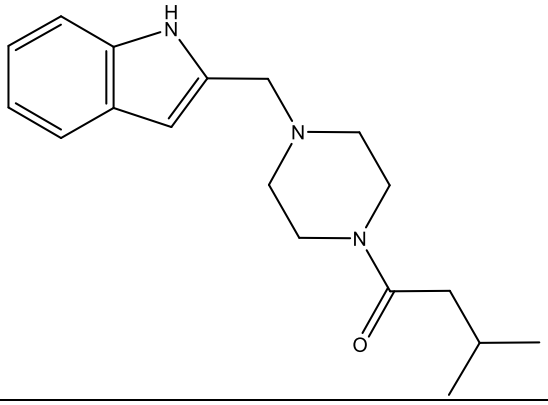
244	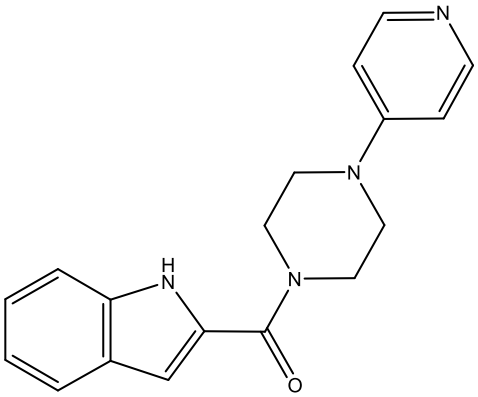
248	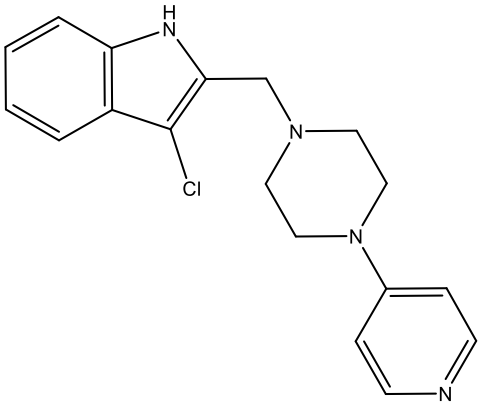
257	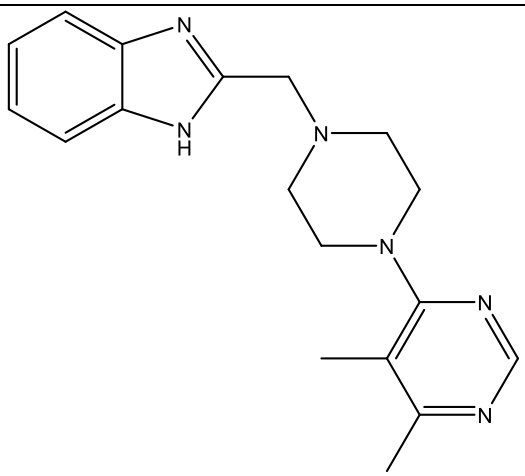

261	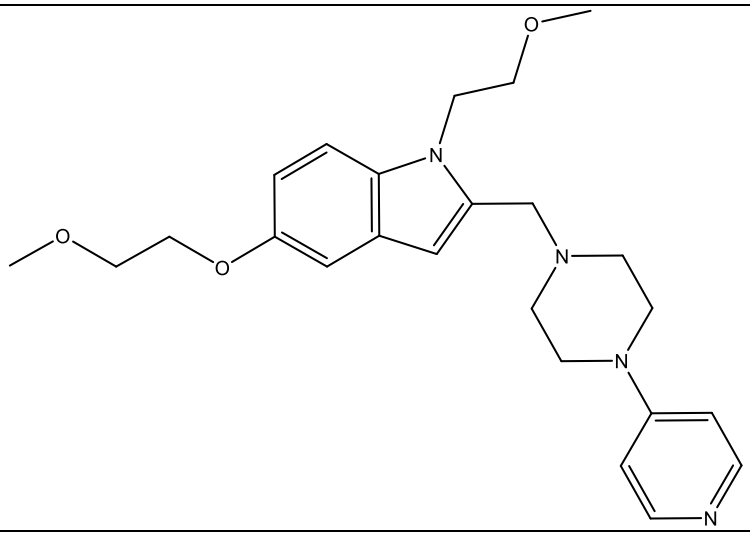
262	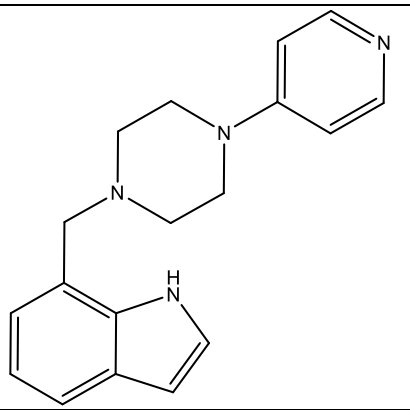
263	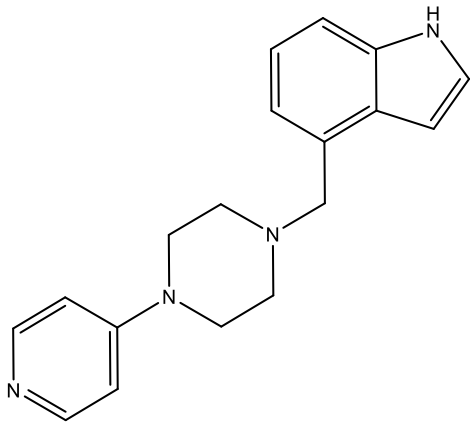
264	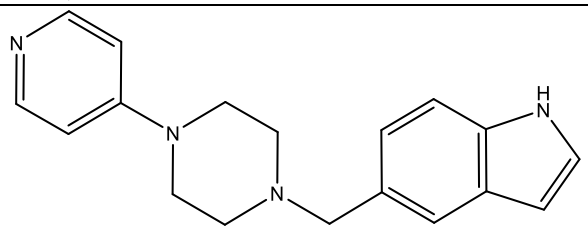
265	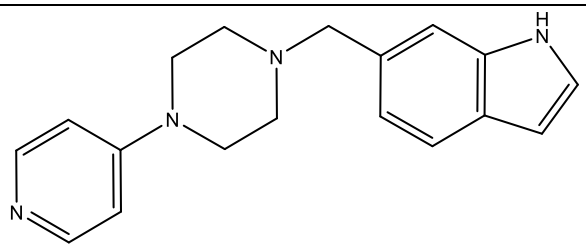

267	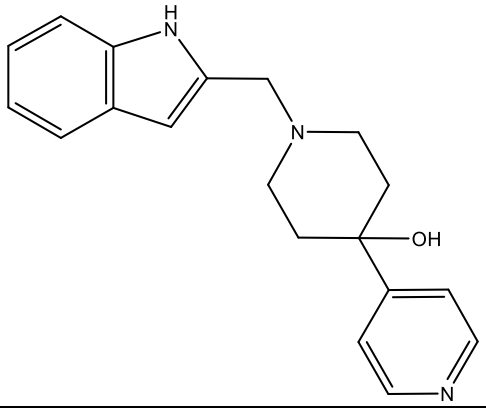
268	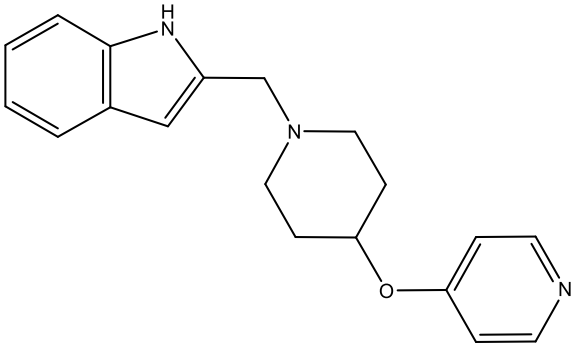
269	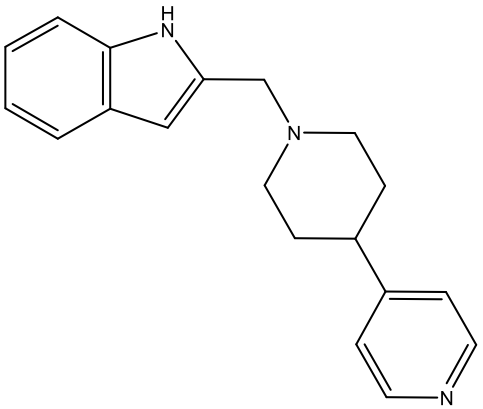
270	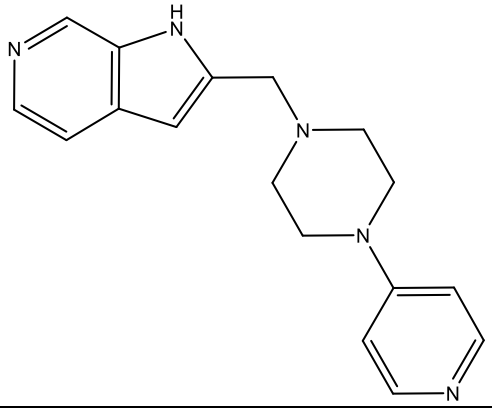

271	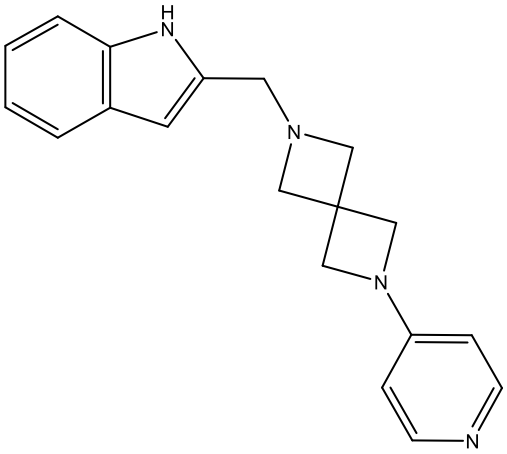
272	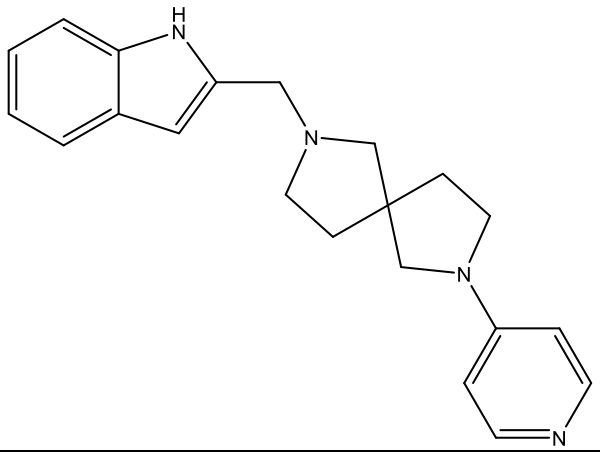
273	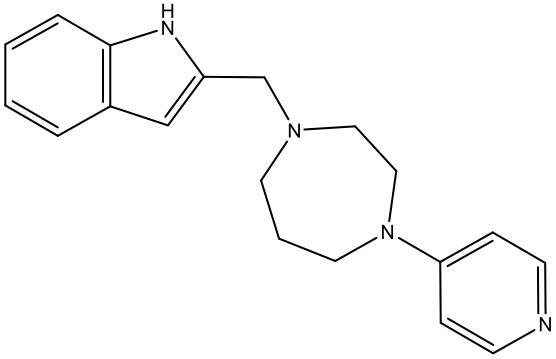
274	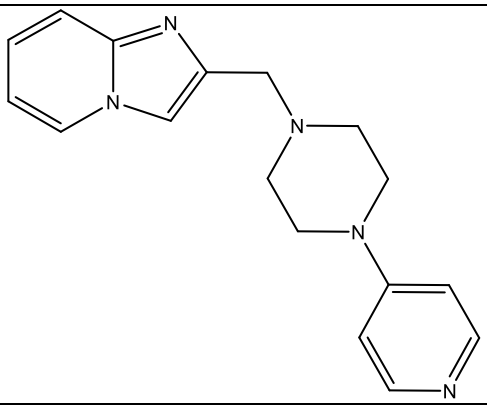

275	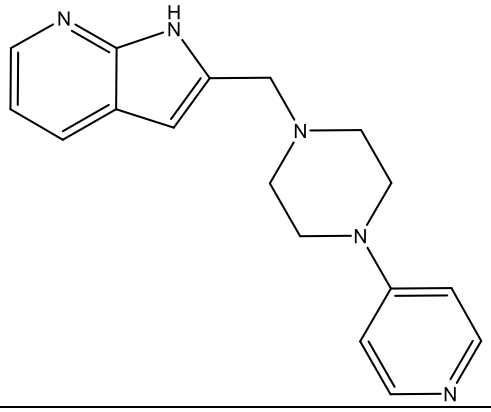
276	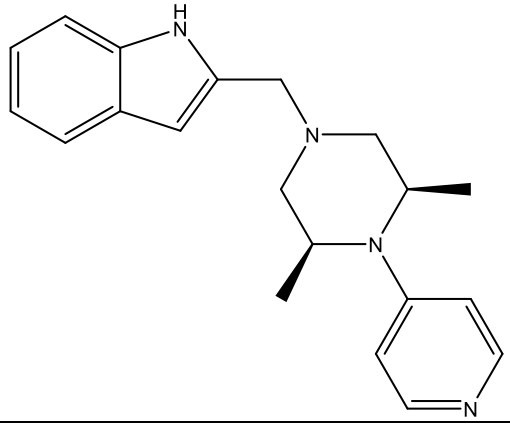
277	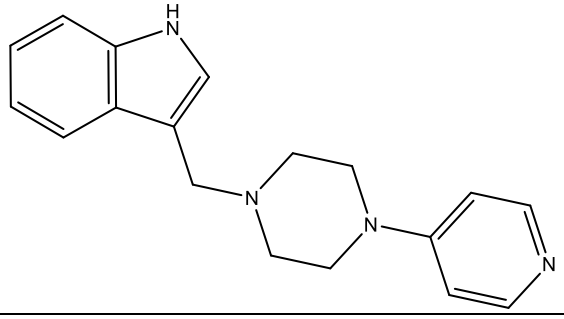
278	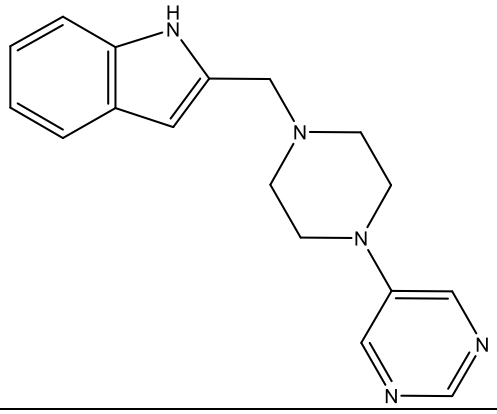

279	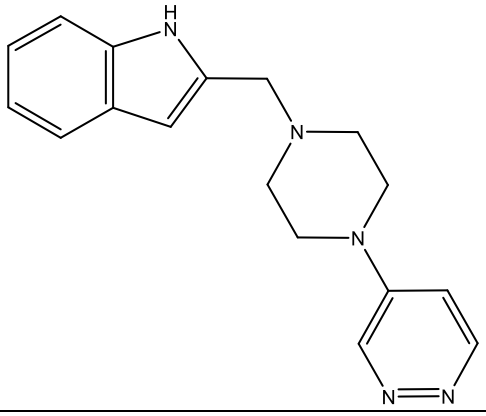
280	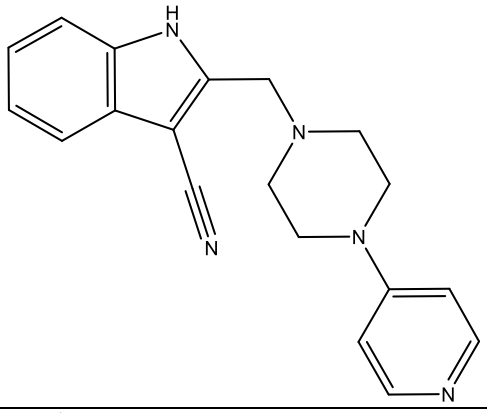
283	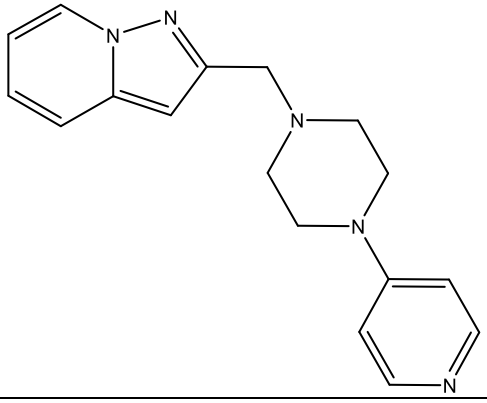
284	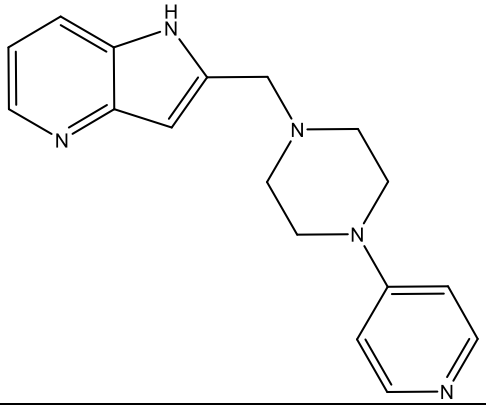

285	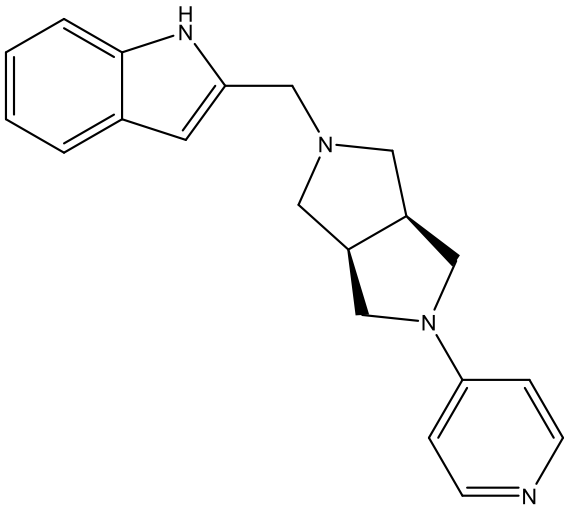
286	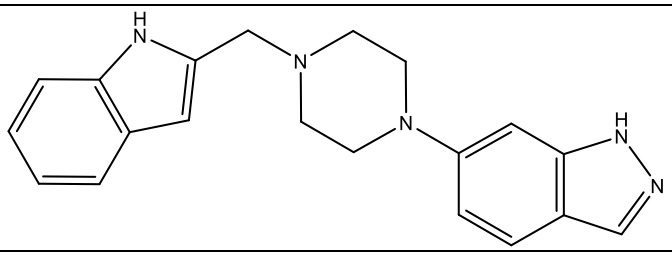
288	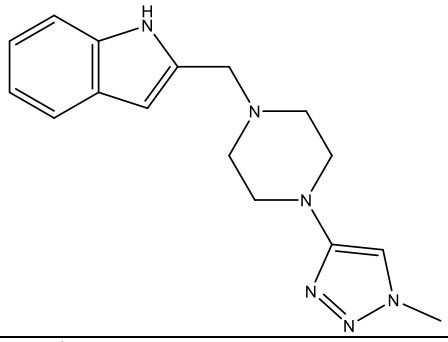
322	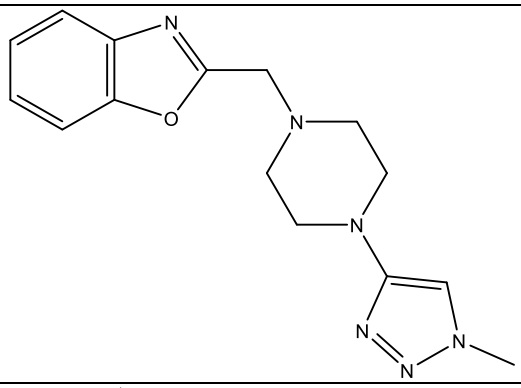
323	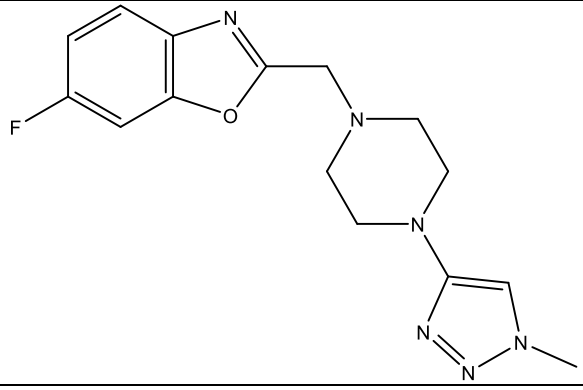

324	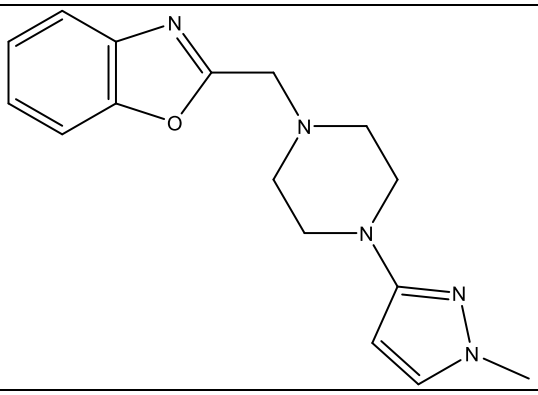
325	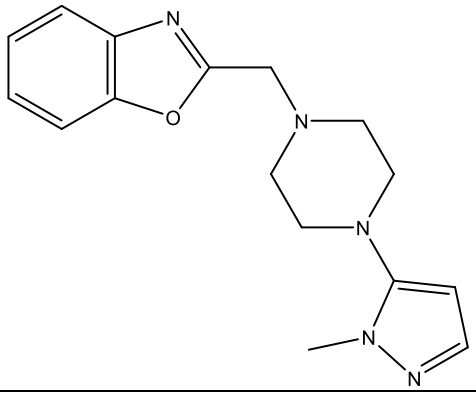
326	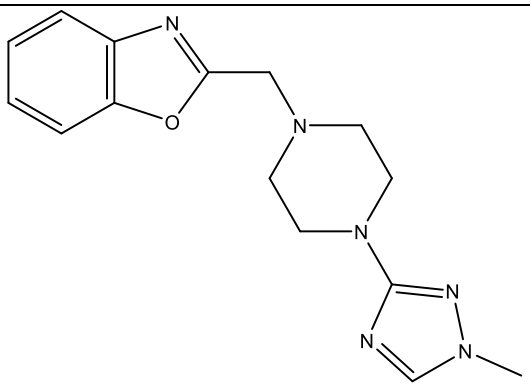
328	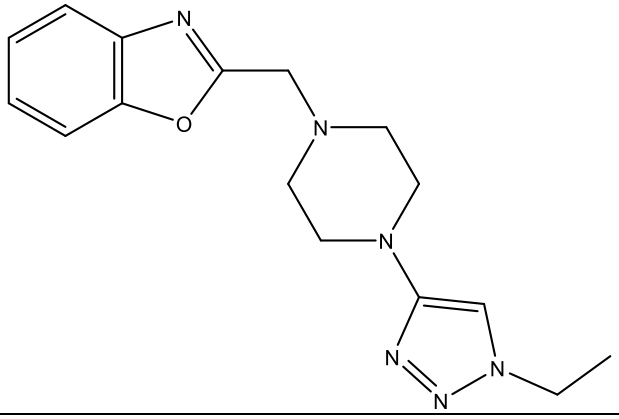

331	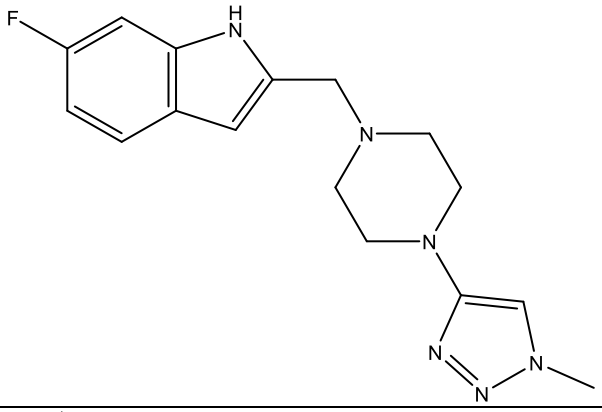
332	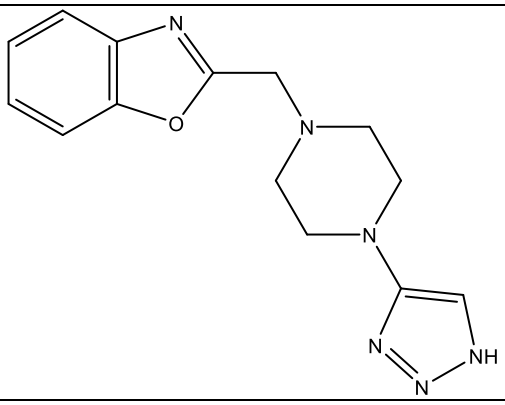
339	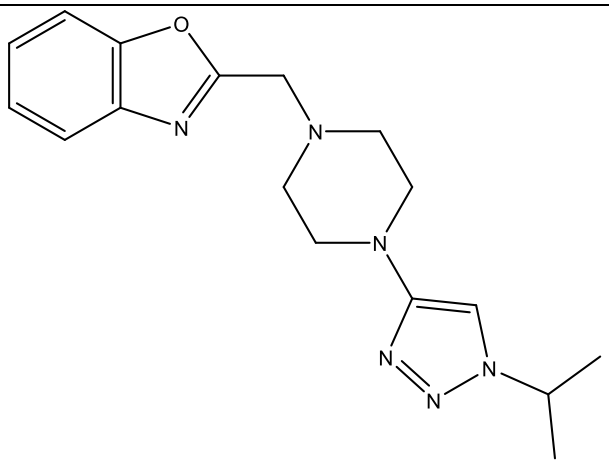
340	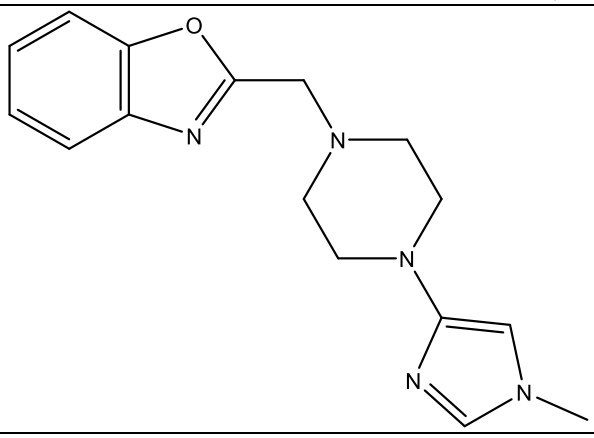

[0012e] In a further aspect of the present disclosure, there is provided a pharmaceutical composition comprising a compound disclosed herein and a pharmaceutically acceptable carrier.

[0012f] In another aspect of the present disclosure, there is provided a use of a compound disclosed herein; or a compound represented by any one of the following structures:

Compound Number	Compound Structure
205	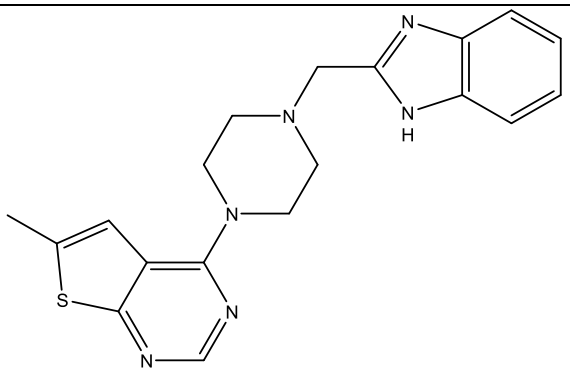
207	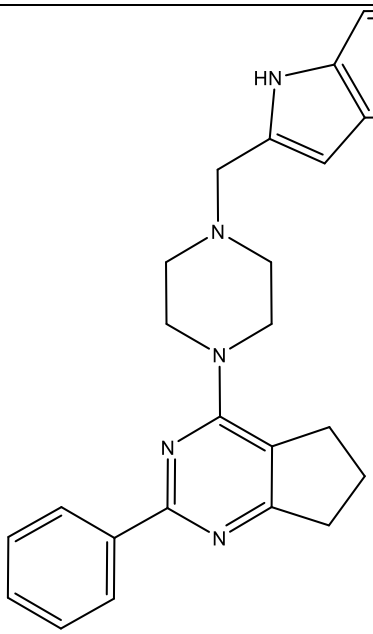
208	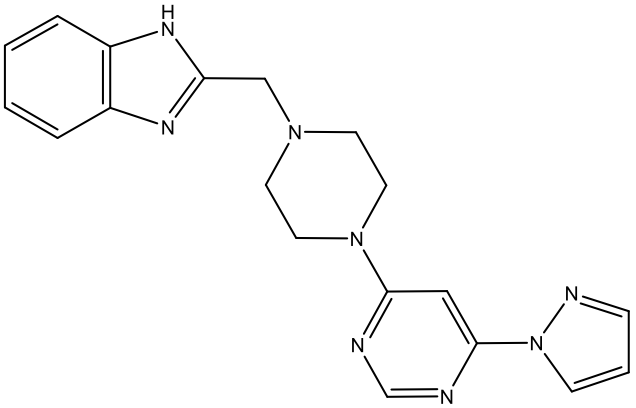
231	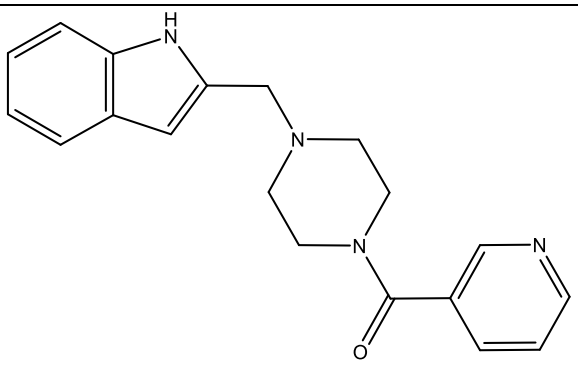

253	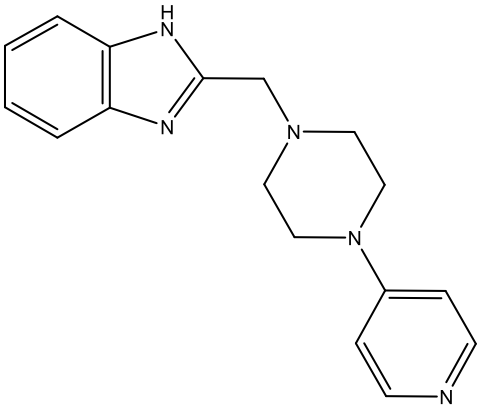

in the manufacture of a medicament for treating, suppressing, reducing the severity, reducing the risk of developing or inhibiting fibrosis in a subject.

[0012g] In a further aspect of the present disclosure, there is provided a use of a compound disclosed herein or a compound represented by any one of the following structures:

Compound Number	**Compound Structure**
205	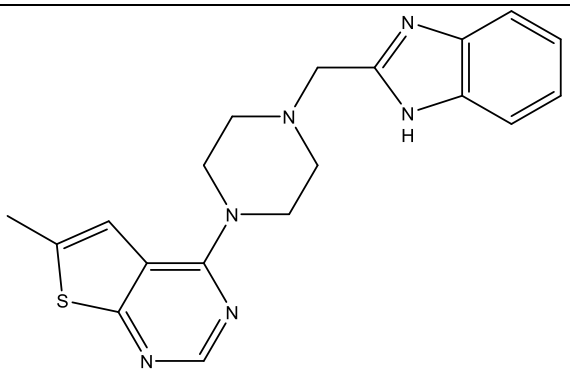
207	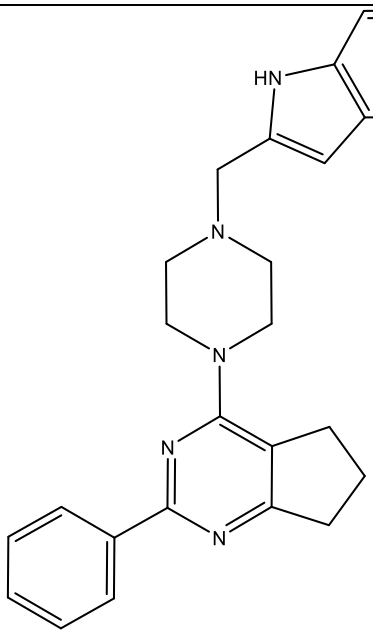

208	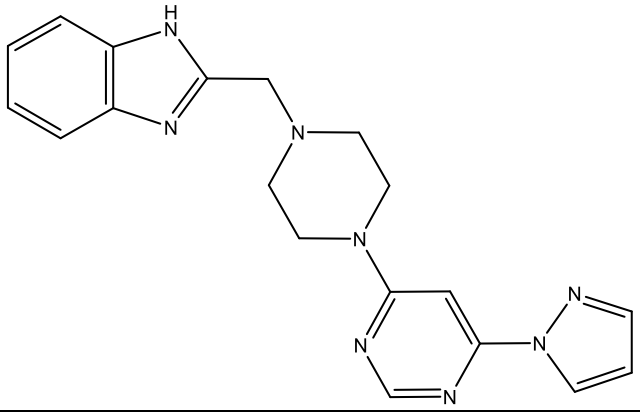
216	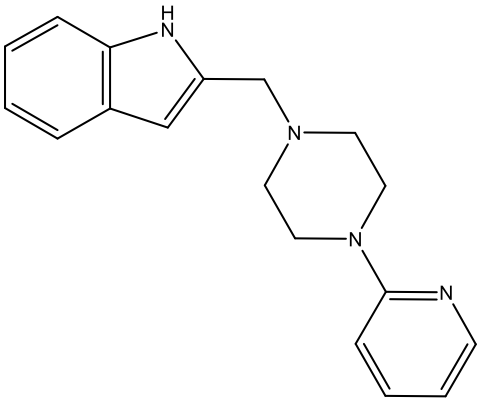
231	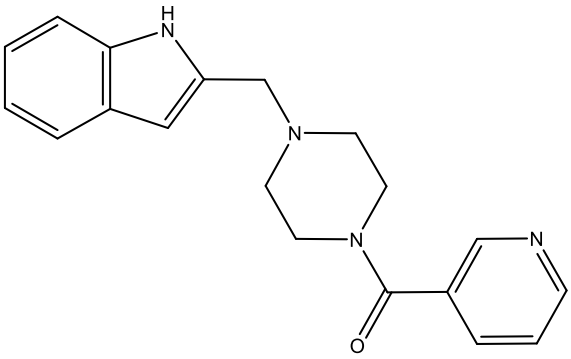
241	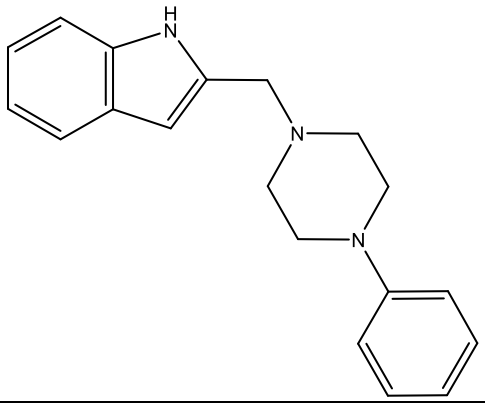

253	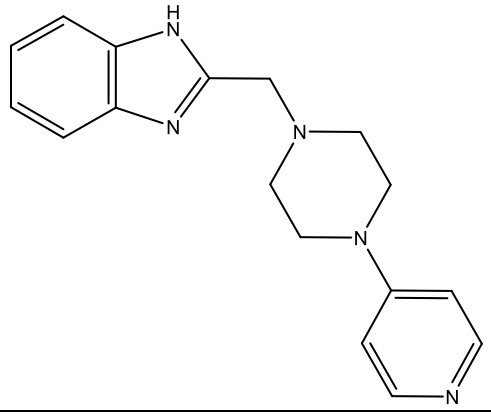

in the manufacture of a medicament for:

treating, suppressing, reducing the severity, reducing the risk of developing or inhibiting lung fibrosis in a subject;

treating, suppressing, reducing the severity, reducing the risk of developing or inhibiting idiopathic pulmonary fibrosis (IPF) in a subject

treating, suppressing, reducing the severity, reducing the risk of developing or inhibiting hepato-fibrotic disorder in a subject;

treating, suppressing, reducing the severity, reducing the risk of developing or inhibiting cirrhosis in a subject;

treating, suppressing, reducing the severity, reducing the risk of developing or inhibiting alcoholic steatohepatitis (ASH) in a subject;

treating, suppressing, reducing the severity, reducing the risk of developing or inhibiting non-alcoholic steatohepatitis (NASH) in a subject;

treating, suppressing, reducing the severity, reducing the risk of developing or inhibiting alcoholic fatty liver disease (AFLD) in a subject;

treating, suppressing, reducing the severity, reducing the risk of developing or inhibiting non alcoholic fatty liver disease (NAFLD) in a subject;

treating, suppressing, reducing the severity, reducing the risk of developing or inhibiting an autoimmune disease or disorder in a subject;

or any combination thereof.

[0012h] In another aspect of the present disclosure, there is provided a compound disclosed herein for use in therapy.

[0013] This disclosure provides a compound or its pharmaceutically acceptable salt, stereoisomer, tautomer, hydrate, *N*-oxide, reverse amide analog, prodrug, isotopic variants (e.g., deuterated analog), pharmaceutical product or any combination thereof, represented by the structure of formula **I-X** and by the structures listed in Table 1, as defined herein below. In various examples, the compound is Collagen I translation inhibitor.

[0014] This disclosure further provides a pharmaceutical composition comprising a compound or its pharmaceutically acceptable salt, stereoisomer, tautomer, hydrate, *N*-oxide, prodrug, isotopic variants (e.g., deuterated analog), pharmaceutical product or any combination thereof, represented by the structure of formula **I-X** and by the structures listed in Table 1, as defined herein below, and a pharmaceutically acceptable carrier.

[0015] This disclosure further provides a method of treating, suppressing, reducing the severity, reducing the risk of developing or inhibiting fibrosis in a subject, comprising administering a compound represented by the structure of formula **I-X** and by the structures listed in Table 1, as defined herein below, to a subject suffering from fibrosis under conditions effective to treat, suppress, reduce the severity, reduce the risk of developing, or inhibit fibrosis in said subject. In some examples, the fibrosis is a systemic fibrotic disease. In some examples, the systemic fibrotic disease is systemic sclerosis, multifocal fibrosclerosis (IgG4-associated fibrosis), nephrogenic systemic fibrosis, sclerodermatous graft vs. host disease, or any combination thereof. In some examples, the fibrosis is an organ-specific fibrotic disease. In some examples, the organ-specific fibrotic disease is lung

WHAT IS CLAIMED:

1. A compound represented by the structure of formula **V(a)**:

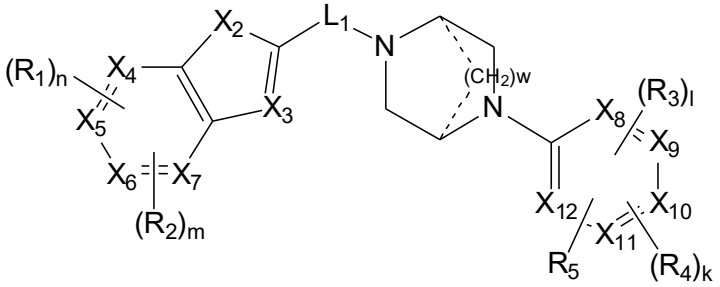

V(a);

wherein

L_1 is CH_2, CHR, or $C(R)_2$;

R_1 and **R_2** are each independently H, F, Cl, Br, I, OH, SH, $-R_8-O-R_{10}$ (e.g., $CH_2-CH_2-O-CH_3$, $CH_2-O-CH_2-CH_2-O-CH_3$), $-O-R_8-O-R_{10}$ (e.g., $O-CH_2-CH_2-O-CH_3$), O-**R_{20}**, CF_3, CD_3, OCD_3, CN, NO_2, NH_2, NHR, $N(R)_2$, $NHC(O)-R_{10}$ (e.g., $NHCO-CH_3$), $C(O)O-R_{10}$, $C(O)-R_{10}$, $-C(O)NH_2$, C(O)NHR (e.g., C(O)NH-Ph), $C(O)N(R_{10})(R_{11})$, SO_2R, $SO_2N(R_{10})(R_{11})$, $NHSO_2(R_{10})$ (e.g., $NHSO_2CH_3$), C_1-C_5 linear or branched, substituted or unsubstituted alkyl (e.g., methyl, ethyl), C_1-C_5 linear, branched or cyclic haloalkyl (e.g., CHF_2), C_1-C_5 linear, branched or cyclic alkoxy (e.g. methoxy), C_1-C_5 linear or branched thioalkoxy, C_1-C_5 linear or branched haloalkoxy, substituted or unsubstituted C_3-C_8 cycloalkyl (e.g., cyclopropyl), substituted or unsubstituted C_3-C_8 heterocyclic ring (e.g., pyridine), substituted or unsubstituted aryl (e.g., phenyl);

R_3, **R_4** and **R_5** are each independently H, F, Cl, Br, I, OH, $-R_8-O-R_{10}$ (e.g., $CH_2-CH_2-O-CH_3$, $CH_2-O-CH_2-CH_2-O-CH_3$), O-**R_{20}**, CF_3, CD_3, OCD_3, CN, NO_2, NH_2, NHR, $N(R)_2$, $NHC(O)-R_{10}$, $C(O)O-R_{10}$, C(O)H, $C(O)-R_{10}$, $-C(O)NH_2$, C(O)NHR, $C(O)N(R_{10})(R_{11})$, SO_2R, $SO_2N(R_{10})(R_{11})$, C_1-C_5 linear or branched, substituted or unsubstituted alkyl (e.g., methyl, ethyl), C_1-C_5 linear, branched or cyclic haloalkyl (e.g., CHF_2), C_1-C_5 linear, branched or cyclic alkoxy (e.g. methoxy), C_1-C_5 linear or branched thioalkoxy, C_1-C_5 linear or branched haloalkoxy, substituted or unsubstituted C_3-C_8 cycloalkyl (e.g., cyclopropyl);

or **R_3** and **R_4** are joined together to form a 5 or 6 membered substituted or unsubstituted, aliphatic (e.g., cyclopentene) or aromatic, carbocyclic (e.g., benzene) or heterocyclic (e.g., thiophene, furane, pyrrol, pyrazole) ring;

R_{20} is represented by the following structure:

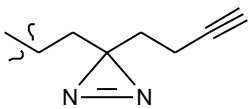

X_2 is S or O;

X_3 is N, CH, C(R) (e.g., CH, C-CH_3, C-Cl, C-CN);

X_4, **X_5**, **X_6**, and **X_7** are each independently C or N;

X_8, **X_9**, **X_{10}**, **X_{11}**, and **X_{12}** are each independently C or N;

R is OH, F, Cl, Br, I, CN, CF_3, NO_2, C_1-C_5 linear or branched, substituted or unsubstituted alkyl (e.g., methyl, ethyl), C_1-C_5 linear or branched alkoxy, -R_8-O-R_{10} (e.g., CH_2-CH_2-O-CH_3), C_1-C_5 linear or branched haloalkyl (e.g., CF_3, CF_2CH_3, CH_2CF_3, $CF_2CH_2CH_3$, $CH_2CH_2CF_3$, $CF_2CH(CH_3)_2$,$CF(CH_3)$-$CH(CH_3)_2$), R_8-aryl (e.g., CH_2-Ph), substituted or unsubstituted aryl (e.g., phenyl), substituted or unsubstituted heteroaryl (e.g., pyridine (2, 3, and 4-pyridine); or

two geminal **R** substitutions are joined together to form a 3 - 6 membered substituted or unsubstituted, aliphatic (e.g., cyclopropyl, cyclopentene) or aromatic, carbocyclic (e.g., benzene) or heterocyclic (e.g., thiophene, furane, pyrrol, pyrazole) ring;

$\mathbf{R_8}$ is $[\mathbf{CH_2}]_p$

wherein **p** is between 1 and 3 (e.g., 2);

$\mathbf{R_{10}}$ and $\mathbf{R_{11}}$ are each independently substituted or unsubstituted, C_1-C_5 linear or branched alkyl (e.g., methyl, ethyl, CH_2-CH_2-O-CH_3), C_1-C_5 linear or branched alkoxy (e.g., O-CH_3), C(O)R, or $S(O)_2R$;

or $\mathbf{R_{10}}$ and $\mathbf{R_{11}}$ are joined to form a substituted or unsubstituted C_3-C_8 heterocyclic ring (e.g., piperazine, piperidine),

wherein substitutions include: F, Cl, Br, I, OH, SH, C_1-C_5 linear or branched alkyl, C_1-C_5 linear or branched alkyl-OH (e.g., $C(CH_3)_2CH_2$-OH, CH_2CH_2-OH), C_3-C_8 heterocyclic ring (e.g., piperidine), alkoxy, $N(R)_2$, CF_3, aryl, phenyl, halophenyl, (benzyloxy)phenyl, CN, NO_2 or any combination thereof;

m, **n, l** and **k** are each independently an integer between 0 and 2 (e.g., 0, 1 or 2);

w is 0, 1 or 2; wherein if w=0, the bridge on the ring is absent;

or by the structure of formula **IX**:

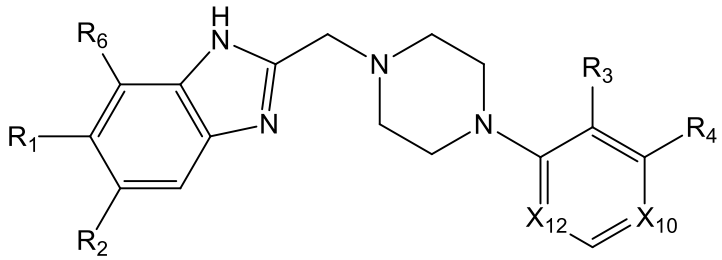

IX

wherein

$\mathbf{R_1}$ is Cl, -R_8-O-R_{10} (e.g., CH_2-CH_2-O-CH_3, CH_2-O-CH_2-CH_2-O-CH_3), -O-R_8-O-R_{10} (e.g., O-CH_2-CH_2-O-CH_3), O-$\mathbf{R_{20}}$, or CF_3;

$\mathbf{R_2}$ is H, Cl, -R_8-O-R_{10} (e.g., CH_2-CH_2-O-CH_3, CH_2-O-CH_2-CH_2-O-CH_3), -O-R_8-O-R_{10} (e.g., O-CH_2-CH_2-O-CH_3), O-$\mathbf{R_{20}}$, or CF_3;

$\mathbf{R_6}$ is H;

$\mathbf{R_3}$ and $\mathbf{R_4}$ are each independently H, O-$\mathbf{R_{20}}$, C_1-C_5 linear or branched, substituted or unsubstituted alkyl (e.g., methyl, ethyl), substituted or unsubstituted C_3-C_8 heterocyclic ring (e.g., imidazole), (wherein substitutions include: F, Cl, Br, I, C_1-C_5 linear or branched alkyl, OH, alkoxy, CF_3,

aryl, phenyl, heteroaryl, C_3-C_8 cycloalkyl, halophenyl, (benzyloxy)phenyl, CN, NO_2 or any combination thereof);

or $\mathbf{R_3}$ and $\mathbf{R_4}$ are joined together to form a 5 or 6 membered substituted or unsubstituted, aliphatic (e.g., cyclopentene) or aromatic, carbocyclic (e.g., benzene) or heterocyclic (e.g., thiophene, furane, pyrrol, pyrazole) ring;

$\mathbf{R_{20}}$ is represented by the following structure:

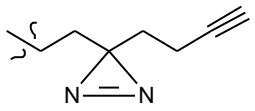

$\mathbf{X_{10}}$ and $\mathbf{X_{12}}$ are each independently C or N;

wherein if R_3 is ethyl, then R_1 or R_2 is not CF_3;

or its pharmaceutically acceptable salt, stereoisomer, tautomer, hydrate, *N*-oxide, reverse amide analog, isotopic variant (e.g., deuterated analog), reverse amide, pharmaceutical product or any combination thereof.

2. A compound represented by the structure of formula **V(a)**:

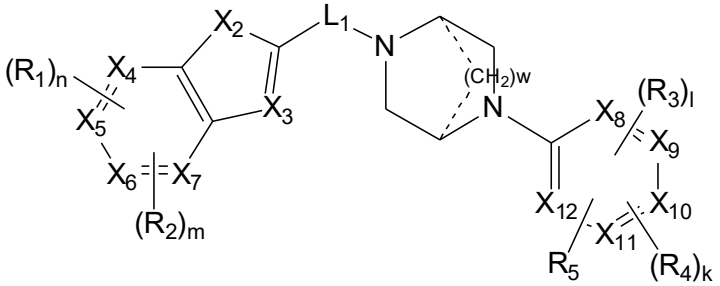

V(a)

wherein

$\mathbf{L_1}$ is CH_2, CHR, or $C(R)_2$;

$\mathbf{R_1}$ and $\mathbf{R_2}$ are each independently H, F, Cl, Br, I, OH, SH, -R_8-O-R_{10} (e.g., CH_2-CH_2-O-CH_3, CH_2-O-CH_2-CH_2-O-CH_3), -O-R_8-O-R_{10} (e.g., O-CH_2-CH_2-O-CH_3), O-$\mathbf{R_{20}}$, CF_3, CD_3, OCD_3, CN, NO_2, NH_2, NHR, $N(R)_2$, NHC(O)-R_{10} (e.g., NHCO-CH_3) C(O)O-R_{10}, C(O)-R_{10}, -C(O)NH_2, C(O)NHR (e.g., C(O)NH-Ph), C(O)N(R_{10})(R_{11}), SO_2R, SO_2N(R_{10})(R_{11}), NHSO_2(R_{10}) (e.g., NHSO_2CH_3), C_1-C_5 linear or branched, substituted or unsubstituted alkyl (e.g., methyl, ethyl), C_1-C_5 linear, branched or cyclic haloalkyl (e.g., CHF_2), C_1-C_5 linear, branched or cyclic alkoxy (e.g. methoxy), C_1-C_5 linear or branched thioalkoxy, C_1-C_5 linear or branched haloalkoxy, substituted or unsubstituted C_3-C_8 cycloalkyl (e.g., cyclopropyl), substituted or unsubstituted C_3-C_8 heterocyclic ring (e.g., pyridine), substituted or unsubstituted aryl (e.g., phenyl);

$\mathbf{R_3}$ is F, Cl, Br, I, OH, -R_8-O-R_{10} (e.g., CH_2-CH_2-O-CH_3, CH_2-O-CH_2-CH_2-O-CH_3), O-$\mathbf{R_{20}}$, CF_3, CD_3, OCD_3, CN, NO_2, NH_2, NHR, $N(R)_2$, NHC(O)-R_{10}, C(O)O-R_{10}, C(O)H, C(O)-R_{10}, -C(O)NH_2, C(O)NHR, C(O)N(R_{10})(R_{11}), SO_2R, SO_2N(R_{10})(R_{11}), C_1-C_5 linear or branched, substituted or unsubstituted alkyl (e.g., methyl, ethyl), C_1-C_5 linear, branched or cyclic haloalkyl (e.g., CHF_2), C_1-C_5

linear, branched or cyclic alkoxy (e.g. methoxy), C_1-C_5 linear or branched thioalkoxy, C_1-C_5 linear or branched haloalkoxy, substituted or unsubstituted C_3-C_8 cycloalkyl (e.g., cyclopropyl);

R_4 and **R_5** are each independently H, F, Cl, Br, I, OH, -R_8-O-R_{10} (e.g., CH_2-CH_2-O-CH_3, CH_2-O-CH_2-CH_2-O-CH_3), O-**R_{20}**, CF_3, CD_3, OCD_3, CN, NO_2, NH_2, NHR, $N(R)_2$, NHC(O)-R_{10}, C(O)O-R_{10}, C(O)H, C(O)-R_{10}, -C(O)NH_2, C(O)NHR, C(O)N(R_{10})(R_{11}), SO_2R, SO_2N(R_{10})(R_{11}), C_1-C_5 linear or branched, substituted or unsubstituted alkyl (e.g., methyl, ethyl), C_1-C_5 linear, branched or cyclic haloalkyl (e.g., CHF_2), C_1-C_5 linear, branched or cyclic alkoxy (e.g. methoxy), C_1-C_5 linear or branched thioalkoxy, C_1-C_5 linear or branched haloalkoxy, substituted or unsubstituted C_3-C_8 cycloalkyl (e.g., cyclopropyl);

or **R_3** and **R_4** are joined together to form a 5 or 6 membered substituted or unsubstituted, aliphatic (e.g., cyclopentene) or aromatic, carbocyclic (e.g., benzene) or heterocyclic (e.g., thiophene, furane, pyrrole, pyrazole) ring;

R_{20} is represented by the following structure:

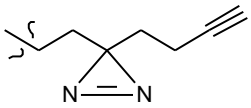

X_2 is NH;

X_3 is CH, C(R) (e.g., C-CH_3, C-Cl, C-CN);

X_4, **X_5**, **X_6**, and **X_7** are each independently C or N;

X_8, **X_9**, **X_{10}**, **X_{11}**, and **X_{12}** are each independently C or N,

wherein at least one of **X_8**, **X_9**, **X_{10}**, **X_{11}**, and **X_{12}** is N;

R is OH, F, Cl, Br, I, CN, CF_3, NO_2, C_1-C_5 linear or branched, substituted or unsubstituted alkyl (e.g., methyl, ethyl), C_1-C_5 linear or branched alkoxy, -R_8-O-R_{10} (e.g., CH_2-CH_2-O-CH_3), C_1-C_5 linear or branched haloalkyl (e.g., CF_3, CF_2CH_3, CH_2CF_3, $CF_2CH_2CH_3$, $CH_2CH_2CF_3$, $CF_2CH(CH_3)_2$,$CF(CH_3)$-$CH(CH_3)_2$), R_8-aryl (e.g., CH_2-Ph), substituted or unsubstituted aryl (e.g., phenyl), substituted or unsubstituted heteroaryl (e.g., pyridine (2, 3, and 4-pyridine); or

two geminal **R** substitutions are joined together to form a 3 - 6 membered substituted or unsubstituted, aliphatic (e.g., cyclopropyl, cyclopentene) or aromatic, carbocyclic (e.g., benzene) or heterocyclic (e.g., thiophene, furane, pyrrole, pyrazole) ring;

R_8 is $[\mathbf{CH_2}]_p$

wherein **p** is between 1 and 3 (e.g., 2);

R_{10} and **R_{11}** are each independently substituted or unsubstituted, C_1-C_5 linear or branched alkyl (e.g., methyl, ethyl, CH_2-CH_2-O-CH_3), C_1-C_5 linear or branched alkoxy (e.g., O-CH_3), C(O)R, or $S(O)_2$R;

or **R_{10}** and **R_{11}** are joined to form a substituted or unsubstituted C_3-C_8 heterocyclic ring (e.g., piperazine, piperidine),

wherein substitutions are selected from: F, Cl, Br, I, OH, SH, C_1-C_5 linear or branched alkyl, C_1-C_5 linear or branched alkyl-OH (e.g., $C(CH_3)_2CH_2$-OH, CH_2CH_2-OH), C_3-C_8

heterocyclic ring (e.g., piperidine), alkoxy, $N(R)_2$, CF_3, aryl, phenyl, halophenyl, (benzyloxy)phenyl, CN, NO_2 or any combination thereof;

l is 1 or 2;

m, **n** and **k** are each independently an integer between 0 and 2 (e.g., 0, 1 or 2);

w is 0, 1 or 2; wherein if w=0, the bridge on the ring is absent;

or its pharmaceutically acceptable salt, stereoisomer, tautomer, hydrate, *N*-oxide, reverse amide analog, or isotopic variant (e.g., deuterated analog).

3. A compound represented by the structure of formula **V(a)**:

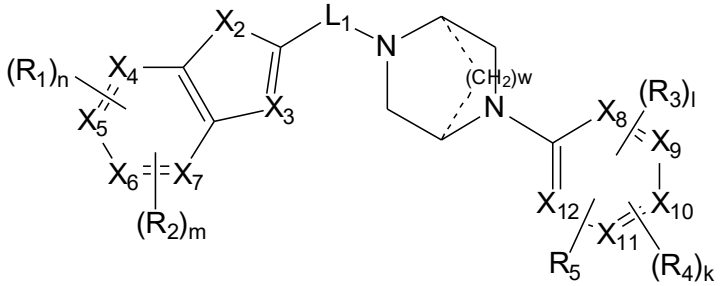

V(a);

wherein

L_1 is CH_2, CHR, or $C(R)_2$;

R_1 is F, Cl, Br, I, OH, SH, $-R_8-O-R_{10}$ (e.g., $CH_2-CH_2-O-CH_3$, $CH_2-O-CH_2-CH_2-O-CH_3$), $-O-R_8-O-R_{10}$ (e.g., $O-CH_2-CH_2-O-CH_3$), O-**R_{20}**, CF_3, CD_3, OCD_3, CN, NO_2, NH_2, NHR, $N(R)_2$, $NHC(O)-R_{10}$ (e.g., $NHCO-CH_3$) $C(O)O-R_{10}$, $C(O)-R_{10}$, $-C(O)NH_2$, C(O)NHR (e.g., C(O)NH-Ph), $C(O)N(R_{10})(R_{11})$, SO_2R, $SO_2N(R_{10})(R_{11})$, $NHSO_2(R_{10})$ (e.g., $NHSO_2CH_3$), C_1-C_5 linear or branched, substituted or unsubstituted alkyl (e.g., methyl, ethyl), C_1-C_5 linear, branched or cyclic haloalkyl (e.g., CHF_2), C_1-C_5 linear, branched or cyclic alkoxy (e.g. methoxy), C_1-C_5 linear or branched thioalkoxy, C_1-C_5 linear or branched haloalkoxy, substituted or unsubstituted C_3-C_8 cycloalkyl (e.g., cyclopropyl), substituted or unsubstituted C_3-C_8 heterocyclic ring (e.g., pyridine), substituted or unsubstituted aryl (e.g., phenyl);

R_2 is H, F, Cl, Br, I, OH, SH, $-R_8-O-R_{10}$ (e.g., $CH_2-CH_2-O-CH_3$, $CH_2-O-CH_2-CH_2-O-CH_3$), $-O-R_8-O-R_{10}$ (e.g., $O-CH_2-CH_2-O-CH_3$), O-**R_{20}**, CF_3, CD_3, OCD_3, CN, NO_2, NH_2, NHR, $N(R)_2$, $NHC(O)-R_{10}$ (e.g., $NHCO-CH_3$) $C(O)O-R_{10}$, $C(O)-R_{10}$, $-C(O)NH_2$, C(O)NHR (e.g., C(O)NH-Ph), $C(O)N(R_{10})(R_{11})$, SO_2R, $SO_2N(R_{10})(R_{11})$, $NHSO_2(R_{10})$ (e.g., $NHSO_2CH_3$), C_1-C_5 linear or branched, substituted or unsubstituted alkyl (e.g., methyl, ethyl), C_1-C_5 linear, branched or cyclic haloalkyl (e.g., CHF_2), C_1-C_5 linear, branched or cyclic alkoxy (e.g. methoxy), C_1-C_5 linear or branched thioalkoxy, C_1-C_5 linear or branched haloalkoxy, substituted or unsubstituted C_3-C_8 cycloalkyl (e.g., cyclopropyl), substituted or unsubstituted C_3-C_8 heterocyclic ring (e.g., pyridine), substituted or unsubstituted aryl (e.g., phenyl);

R_3, **R_4** and **R_5** are each independently H, F, Cl, Br, I, OH, $-R_8-O-R_{10}$ (e.g., $CH_2-CH_2-O-CH_3$, $CH_2-O-CH_2-CH_2-O-CH_3$), O-**R_{20}**, CF_3, CD_3, OCD_3, CN, NO_2, NH_2, NHR, $N(R)_2$, $NHC(O)-R_{10}$, $C(O)O-R_{10}$, C(O)H, $C(O)-R_{10}$, $-C(O)NH_2$, C(O)NHR, $C(O)N(R_{10})(R_{11})$, SO_2R, $SO_2N(R_{10})(R_{11})$, C_1-C_5 linear or branched, substituted or unsubstituted alkyl (e.g., methyl, ethyl), C_1-C_5 linear, branched or cyclic

haloalkyl (e.g., CHF_2), C_1-C_5 linear, branched or cyclic alkoxy (e.g. methoxy), C_1-C_5 linear or branched thioalkoxy, C_1-C_5 linear or branched haloalkoxy, substituted or unsubstituted C_3-C_8 cycloalkyl (e.g., cyclopropyl);

or $\mathbf{R_3}$ and $\mathbf{R_4}$ are joined together to form a 5 or 6 membered substituted or unsubstituted, aliphatic (e.g., cyclopentene) or aromatic, carbocyclic (e.g., benzene) or heterocyclic (e.g., thiophene, furane, pyrrole, pyrazole) ring;

$\mathbf{R_{20}}$ is represented by the following structure:

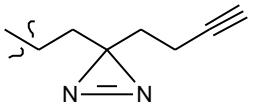

$\mathbf{X_2}$ is NH;

$\mathbf{X_3}$ is CH, C(R) (e.g., C-CH_3, C-Cl, C-CN);

$\mathbf{X_4}$, $\mathbf{X_5}$, $\mathbf{X_6}$, and $\mathbf{X_7}$ are each independently C or N;

$\mathbf{X_8}$, $\mathbf{X_9}$, $\mathbf{X_{10}}$, $\mathbf{X_{11}}$, and $\mathbf{X_{12}}$ are each independently C or N;

wherein at least one of $\mathbf{X_8}$, $\mathbf{X_9}$, $\mathbf{X_{10}}$, $\mathbf{X_{11}}$, and $\mathbf{X_{12}}$ is N;

R is OH, F, Cl, Br, I, CN, CF_3, NO_2, C_1-C_5 linear or branched, substituted or unsubstituted alkyl (e.g., methyl, ethyl), C_1-C_5 linear or branched alkoxy, -R_8-O-R_{10} (e.g., CH_2-CH_2-O-CH_3), C_1-C_5 linear or branched haloalkyl (e.g., CF_3, CF_2CH_3, CH_2CF_3, $CF_2CH_2CH_3$, $CH_2CH_2CF_3$, $CF_2CH(CH_3)_2$,$CF(CH_3)$-$CH(CH_3)_2$), R_8-aryl (e.g., CH_2-Ph), substituted or unsubstituted aryl (e.g., phenyl), substituted or unsubstituted heteroaryl (e.g., pyridine (2, 3, and 4-pyridine); or

two geminal **R** substitutions are joined together to form a 3 - 6 membered substituted or unsubstituted, aliphatic (e.g., cyclopropyl, cyclopentene) or aromatic, carbocyclic (e.g., benzene) or heterocyclic (e.g., thiophene, furane, pyrrole, pyrazole) ring;

$\mathbf{R_8}$ is $[\mathbf{CH_2}]_p$

wherein **p** is between 1 and 3 (e.g., 2);

$\mathbf{R_{10}}$ and $\mathbf{R_{11}}$ are each independently substituted or unsubstituted, C_1-C_5 linear or branched alkyl (e.g., methyl, ethyl, CH_2-CH_2-O-CH_3), C_1-C_5 linear or branched alkoxy (e.g., O-CH_3), C(O)R, or $S(O)_2R$;

or $\mathbf{R_{10}}$ and $\mathbf{R_{11}}$ are joined to form a substituted or unsubstituted C_3-C_8 heterocyclic ring (e.g., piperazine, piperidine),

wherein substitutions are selected from: F, Cl, Br, I, OH, SH, C_1-C_5 linear or branched alkyl, C_1-C_5 linear or branched alkyl-OH (e.g., $C(CH_3)_2CH_2$-OH, CH_2CH_2-OH), C_3-C_8 heterocyclic ring (e.g., piperidine), alkoxy, $N(R)_2$, CF_3, aryl, phenyl, halophenyl, (benzyloxy)phenyl, CN, NO_2 or any combination thereof;

n is 1 or 2;

m, **l** and **k** are each independently an integer between 0 and 2 (e.g., 0, 1 or 2);

w is 0, 1 or 2; wherein if w=0, the bridge on the ring is absent;

or its pharmaceutically acceptable salt, stereoisomer, tautomer, hydrate, *N*-oxide, reverse amide analog, or isotopic variant (e.g., deuterated analog).

4. The compound of any one of claims 1-3, represented by the structure of formula **VI**:

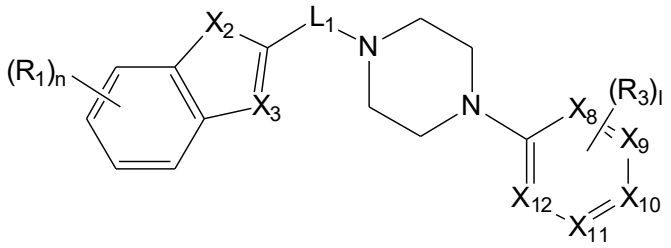

VI.

5. The compound of any one of claims 1-3, represented by the structure of formula **VII**:

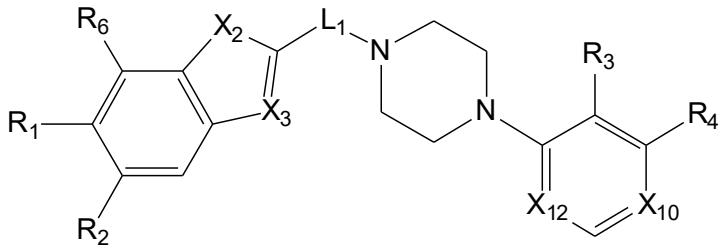

VII

wherein

R_6 is H, F, Cl, Br, I, OH, SH, -R_8-O-R_{10} (e.g., CH_2-CH_2-O-CH_3, CH_2-O-CH_2-CH_2-O-CH_3), -O-R_8-O-R_{10} (e.g., O-CH_2-CH_2-O-CH_3), O-**R_{20}**, CF_3, CD_3, OCD_3, CN, NO_2, NH_2, NHR, N(R)$_2$, NHC(O)-R_{10} (e.g., NHCO-CH_3) C(O)O-R_{10}, C(O)-R_{10}, -C(O)NH_2, C(O)NHR (e.g., C(O)NH-Ph), C(O)N(R_{10})(R_{11}), SO_2R, SO_2N(R_{10})(R_{11}), NHSO_2(R_{10}) (e.g., NHSO_2CH_3), C_1-C_5 linear or branched, substituted or unsubstituted alkyl (e.g., methyl, ethyl), C_1-C_5 linear, branched or cyclic haloalkyl (e.g., CHF_2), C_1-C_5 linear, branched or cyclic alkoxy (e.g. methoxy), C_1-C_5 linear or branched thioalkoxy, C_1-C_5 linear or branched haloalkoxy, substituted or unsubstituted C_3-C_8 cycloalkyl (e.g., cyclopropyl), substituted or unsubstituted C_3-C_8 heterocyclic ring (e.g., pyridine), substituted or unsubstituted aryl (e.g., phenyl)**.**

6. The compound according to any one of claims 1-3,

wherein **R_3** is Cl, F, OH, C_1-C_5 linear, branched or C_3-C_8 cyclic haloalkyl, CF_3, CHF_2, CN, C(O)H, O-**R_{20}**, CH_3, C_2H_5, -R_8-O-R_{10}, CH_2-O-CH_2-CH_2-O-CH_3, -O-R_8-O-R_{10}, O-CH_2-CH_2-O-CH_3, NH_2, C_1-C_5 linear or branched, substituted or unsubstituted alkyl, methyl or ethyl,

wherein **R_1** is Cl, F, OH, CN, NH_2, NHR, N(R)$_2$, NHC(O)-R_{10}, NHCO-CH_3, -C(O)NH_2, C(O)NHR, C(O)N(R_{10})(R_{11}), C_1-C_5 linear or branched, substituted or unsubstituted alkyl, C_1-C_5 linear, branched or cyclic haloalkyl, CHF_2, C_1-C_5 linear, branched or cyclic alkoxy, methoxy, C_1-C_5 linear or branched haloalkoxy, substituted or unsubstituted C_3-C_8 cycloalkyl, substituted or unsubstituted C_3-C_8 heterocyclic ring, NH(CO)-Ph, -R_8-O-R_{10}, CH_2-O-CH_2-CH_2-O-CH_3, -O-R_8-O-R_{10}, O-CH_2-CH_2-O-CH_3, NHSO_2(R_{10}), NHSO_2CH_3, O-**R_{20}** or CF_3;

wherein **L_1** is CH_2 and/or w is 1 or 0;

wherein l is 1 or 2;

or any combination thereof.

7. The compound of any one of the preceding claims, wherein the heterocyclic ring of $\mathbf{R_1}$ is: piperazine, piperazin-2-one, piperidine, morpholine, triazole, oxadiazole, tetrazole, imidazole, pyrazole, pyrrolidine, pyrrolidin-2-one, oxetane, azetidine, diazepane, 4,7-diazaspiro[2.5]octane or 3-azabicyclo[3.1.0]hexane.

8. The compound of any one of the preceding claims, wherein at least one of $\mathbf{X_{10}}$ and $\mathbf{X_{12}}$ is N.

9. The compound of claim 1, selected from the following:

Compound Number	**Compound Structure**
254	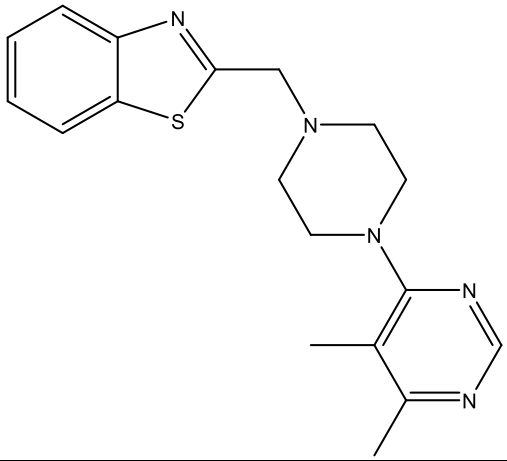
259	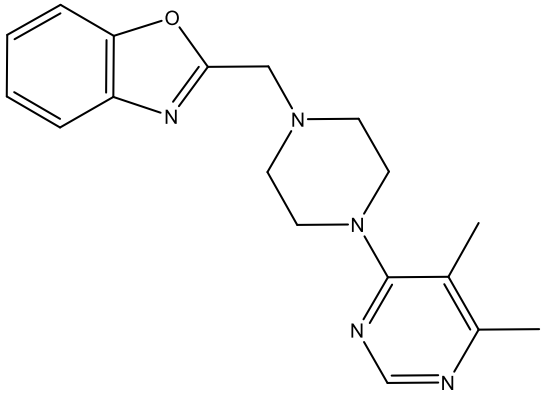
281	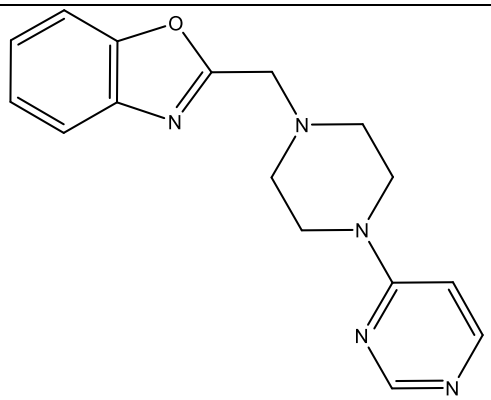

282	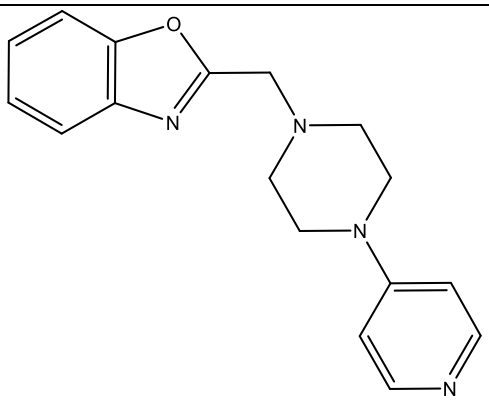
293	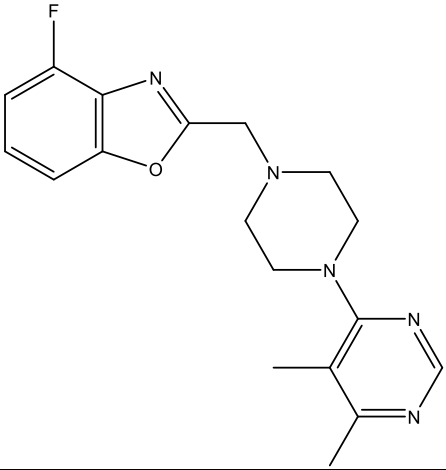
294	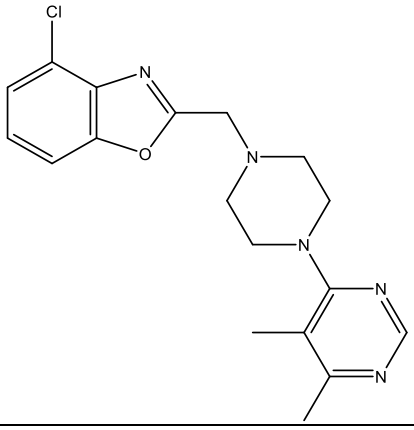
295	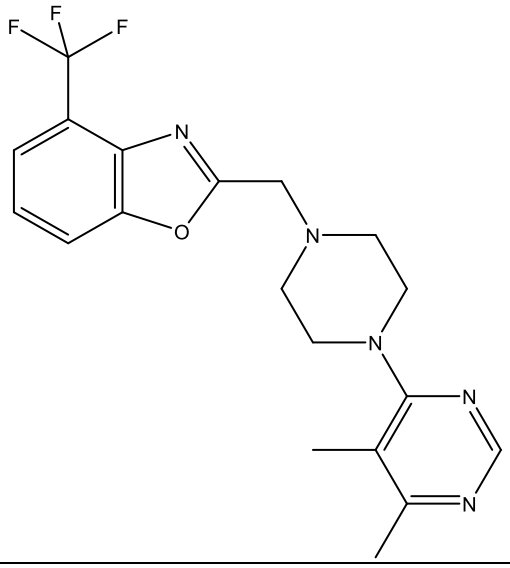

296	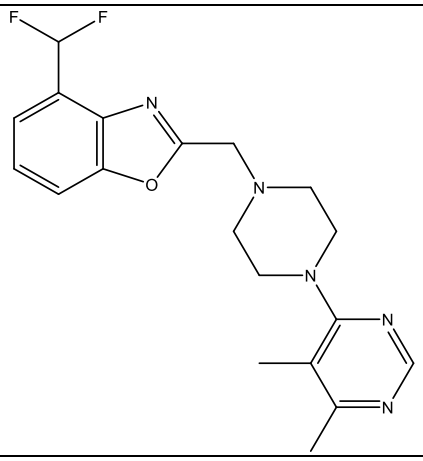
297	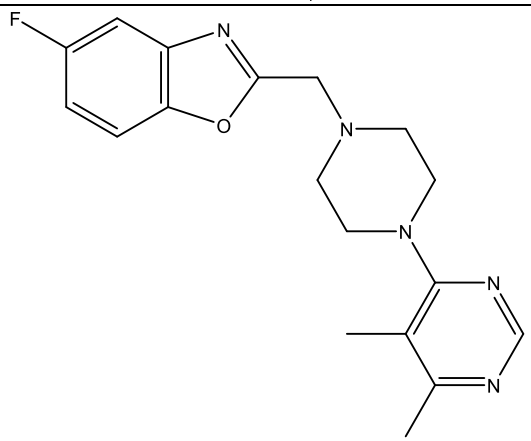
298	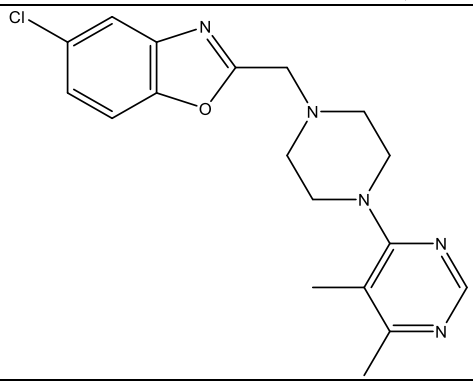
299	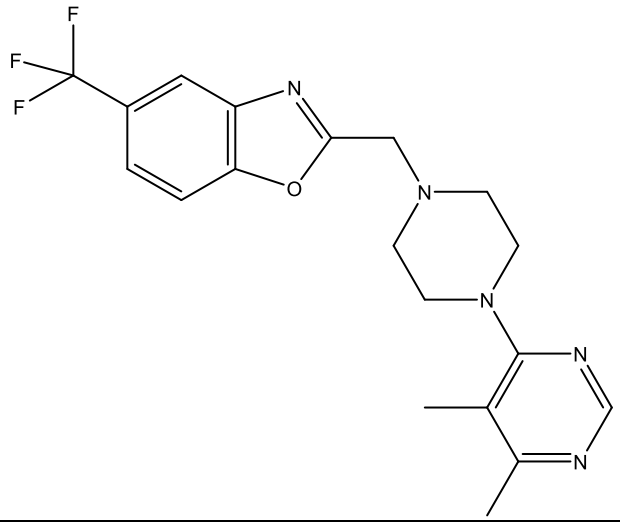

300	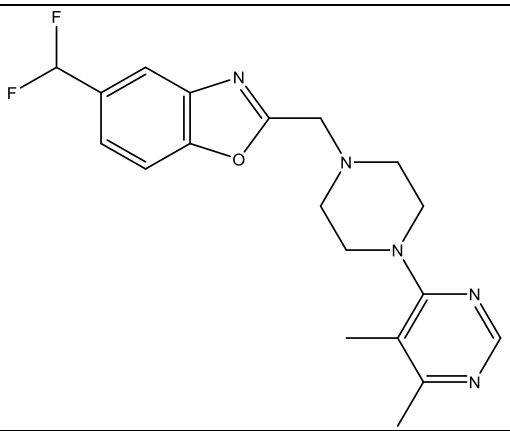
301	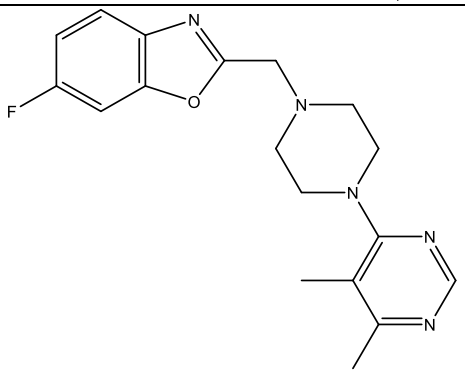
302	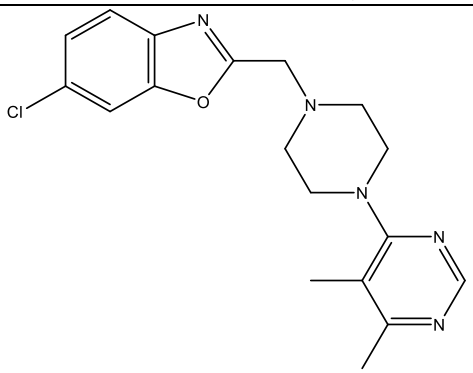
303	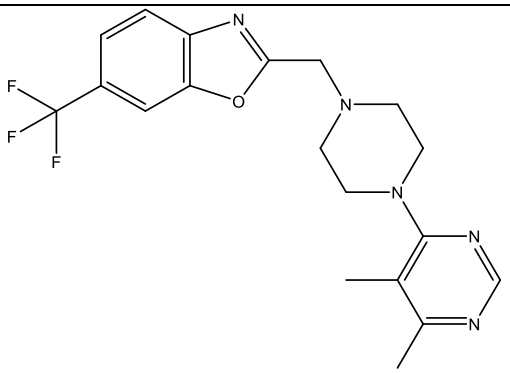
304	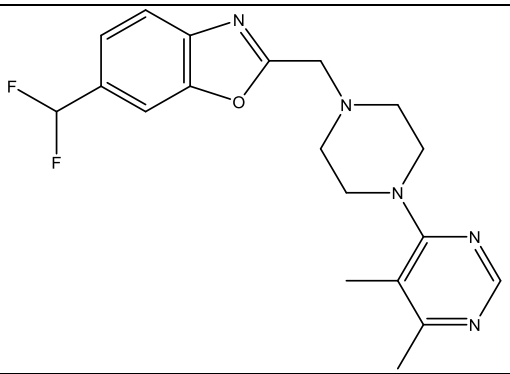

305	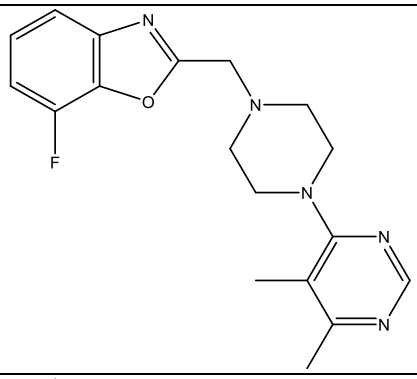
306	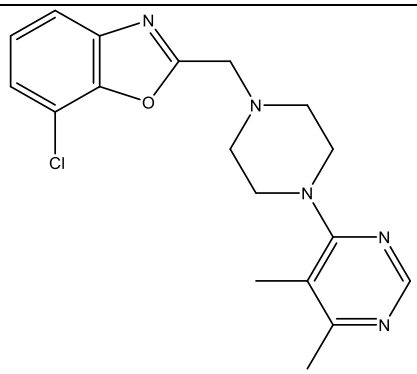
307	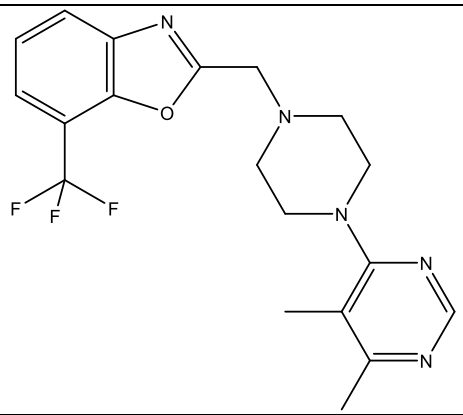
308	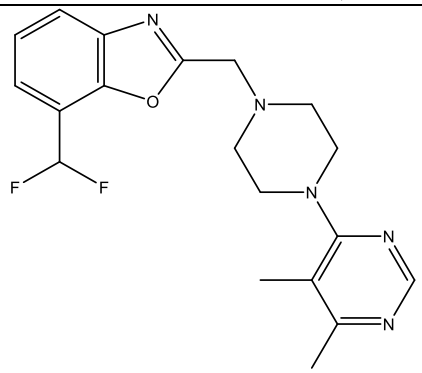
309	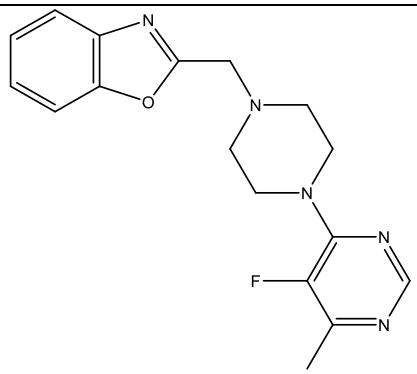

310	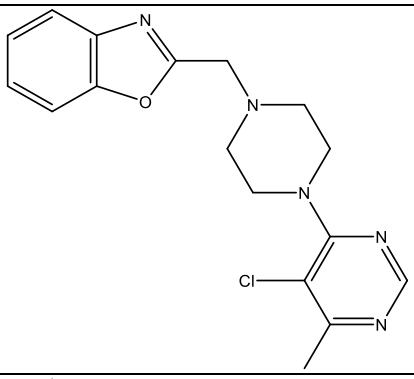
311	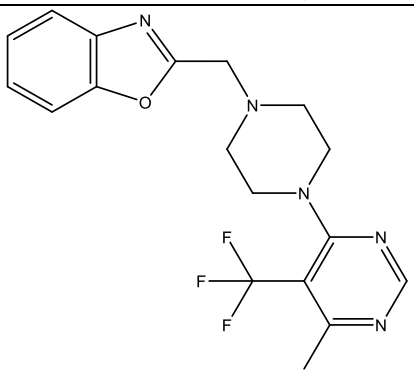
312	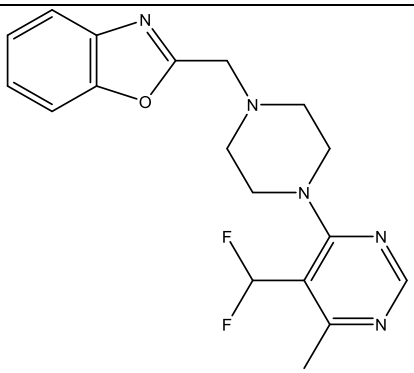
313	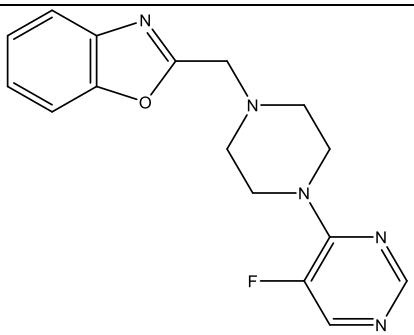
314	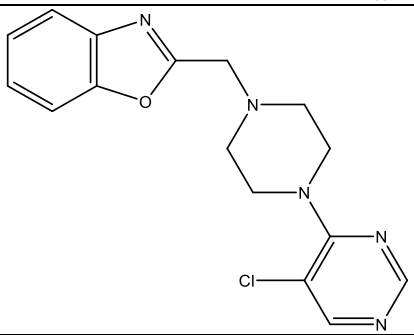

315	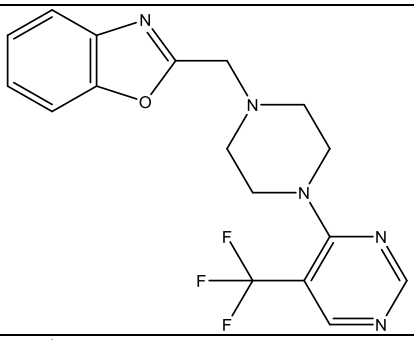
316	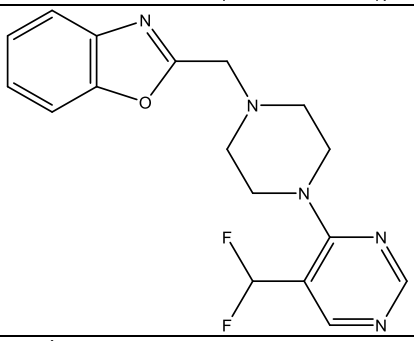
317	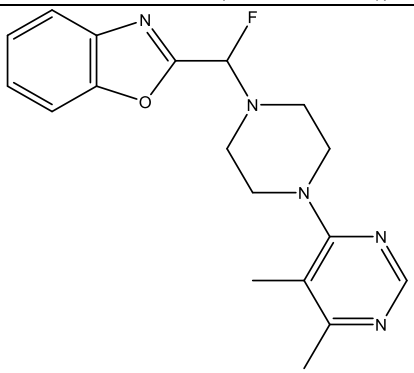
318	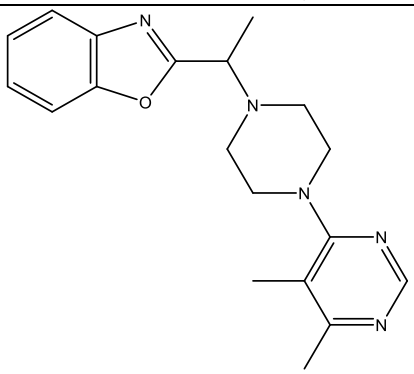
320	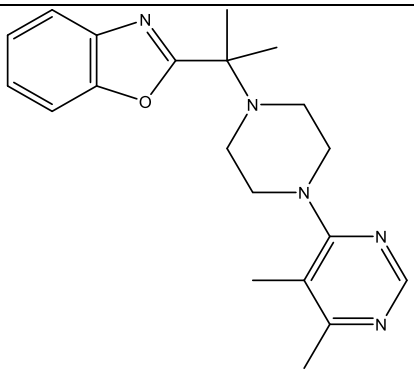

321	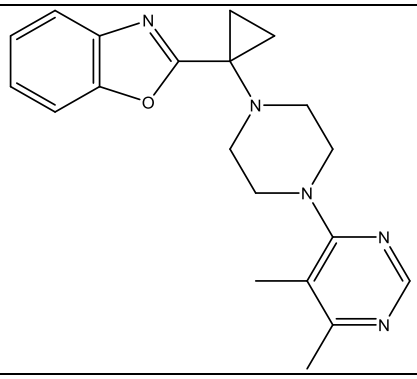
327	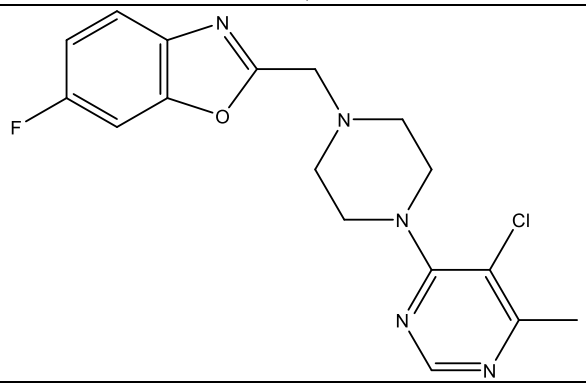
329	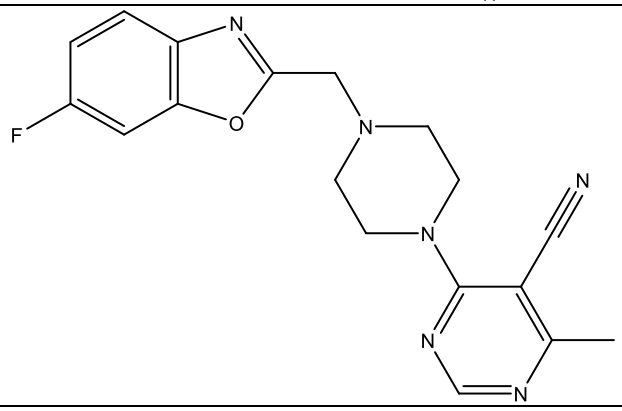
330	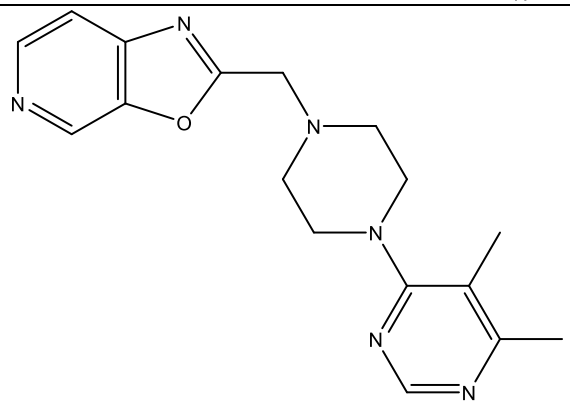
333	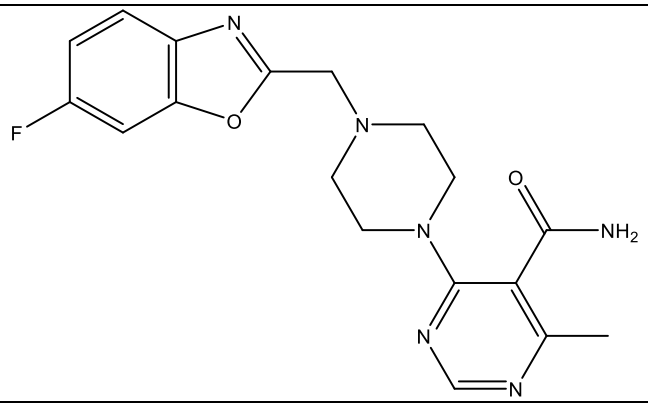

334	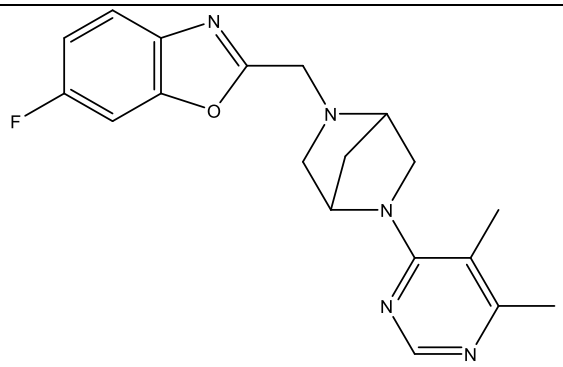
336	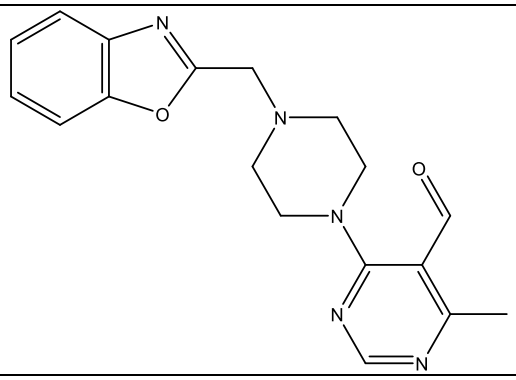

or selected from the following:

Compound Number	**Compound Structure**
200	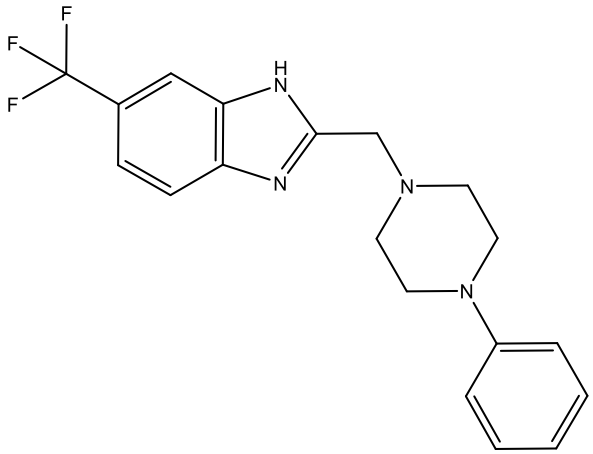
201	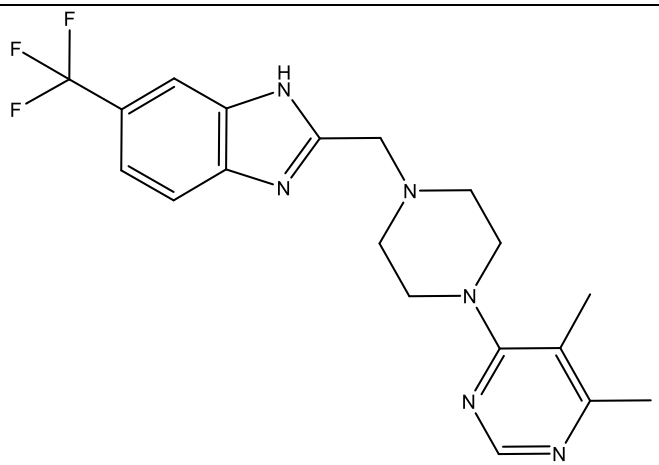

203	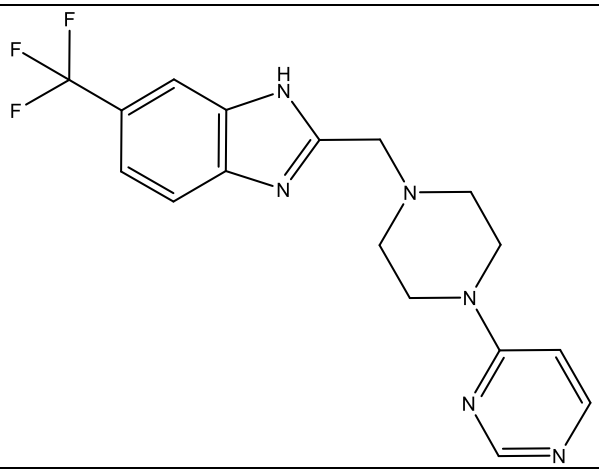
209	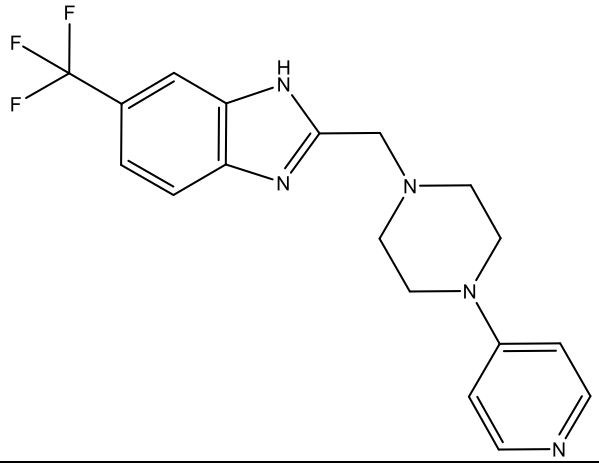
211	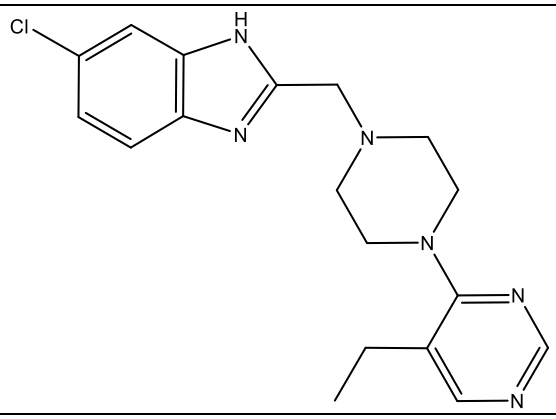
289	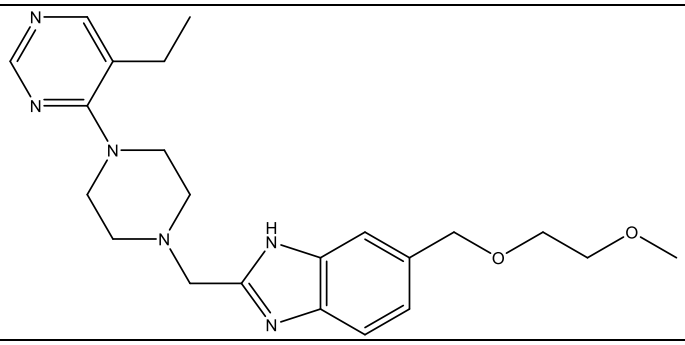

290	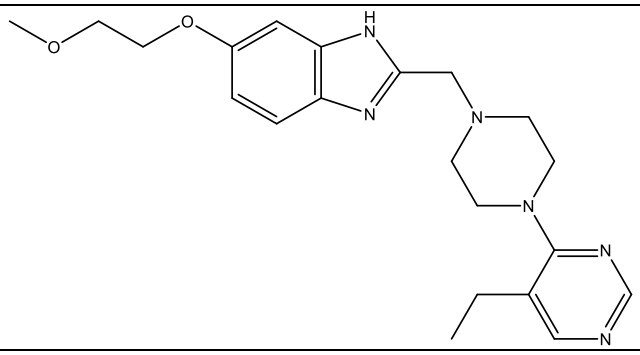

10. The compound of claim 2, selected from the following:

Compound Number	**Compound Structure**
202	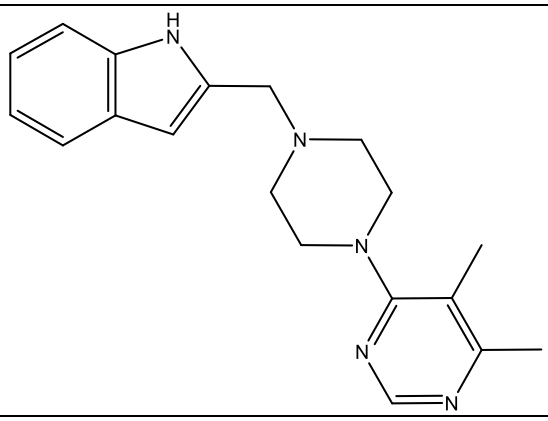
204	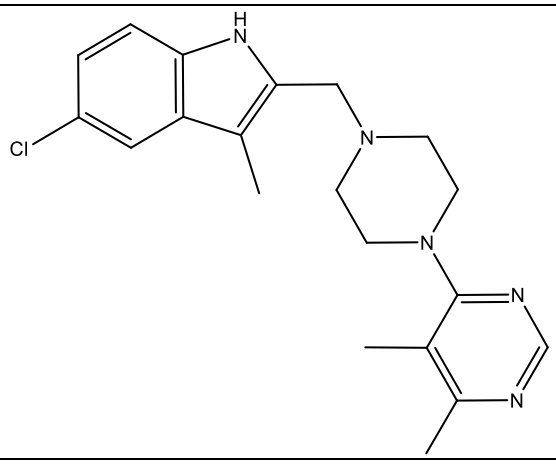
210	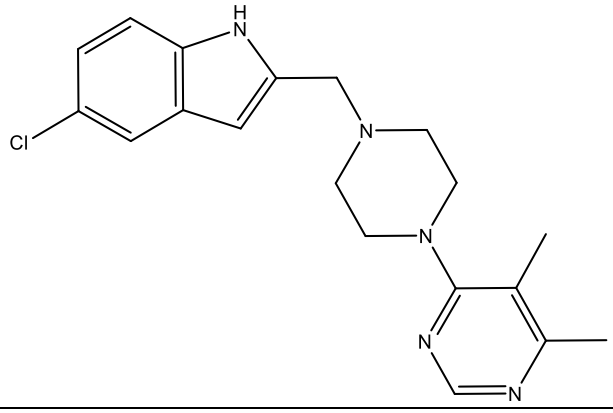

221	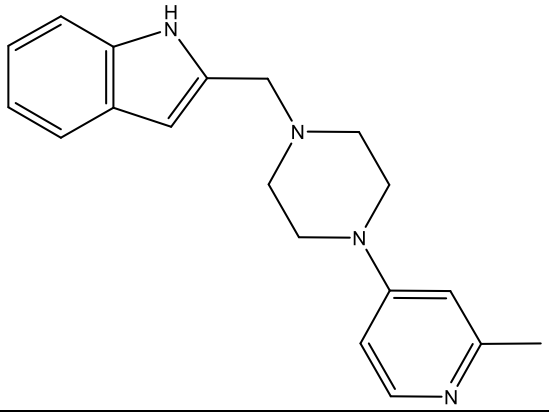
222	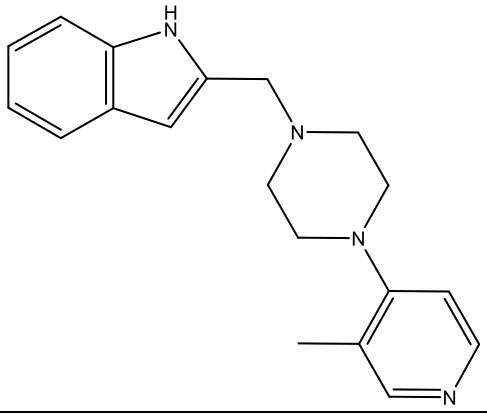
225	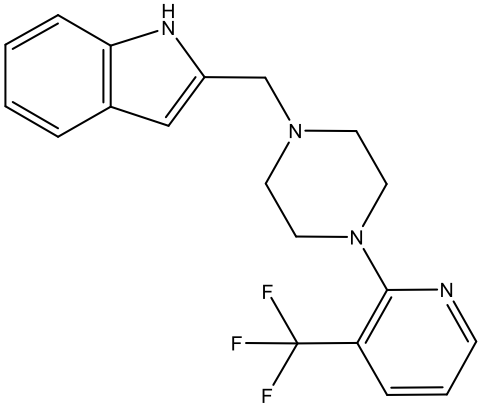
234	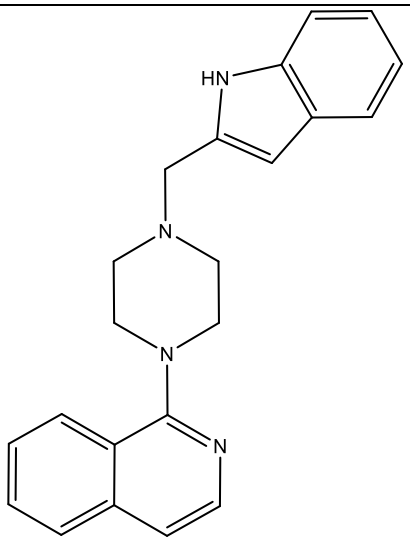

235	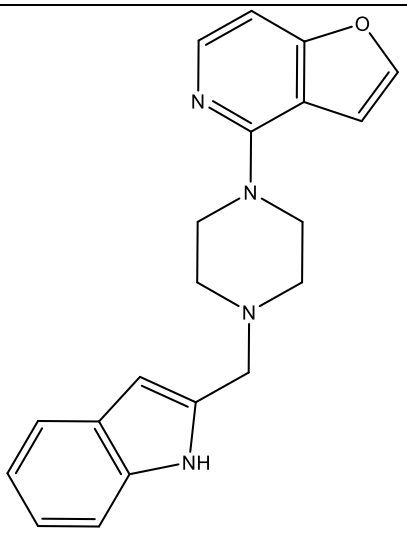
236	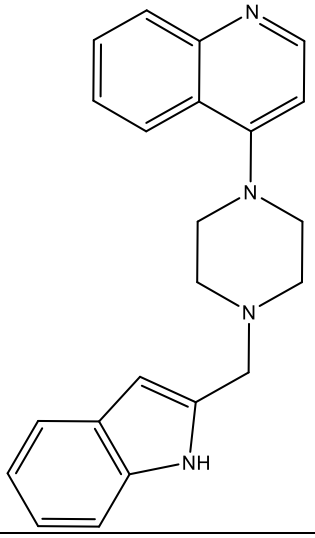
237	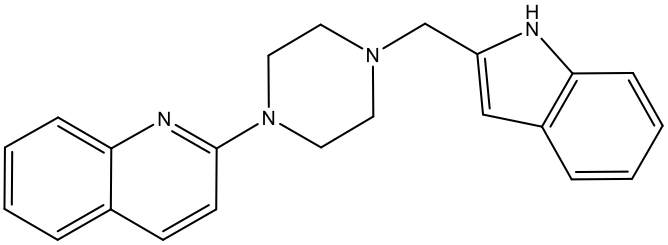
238	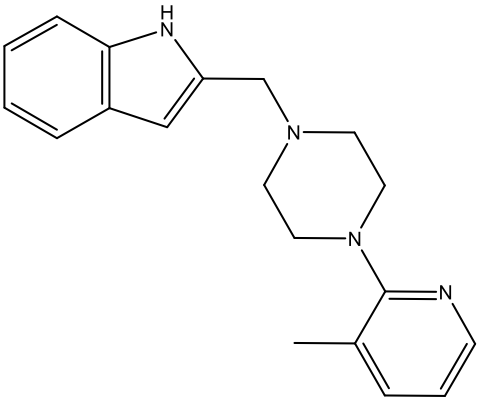

242	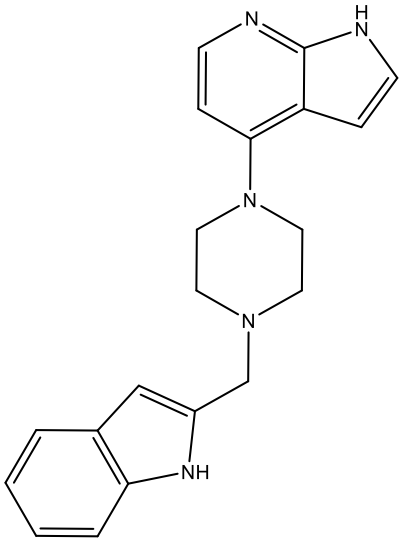
266	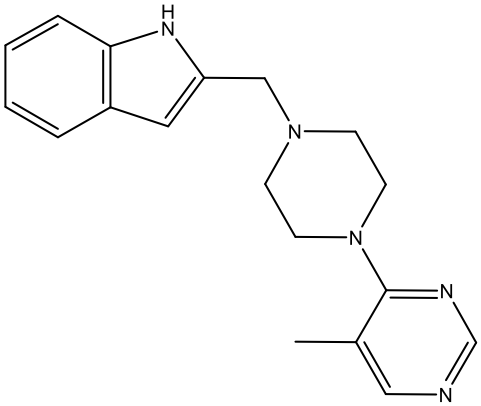
287	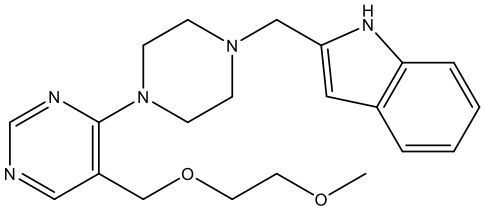
291	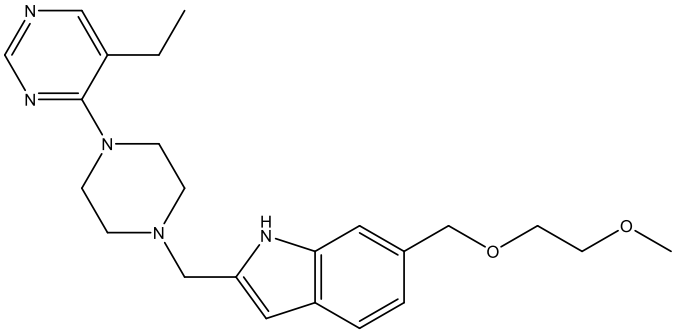
292	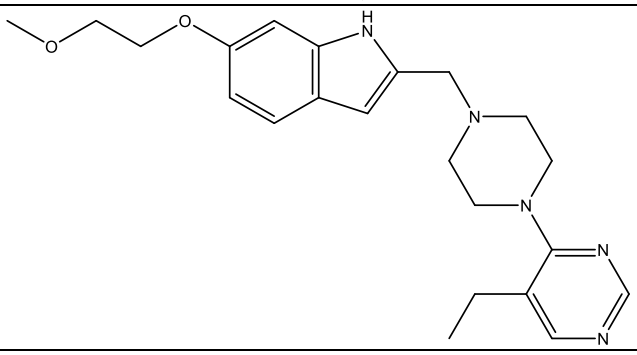

337	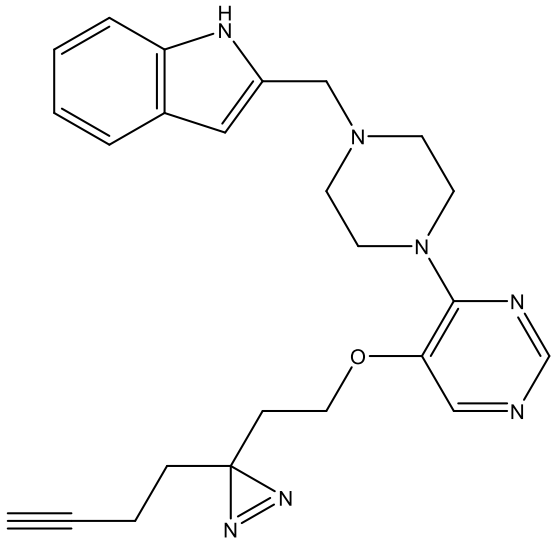
338	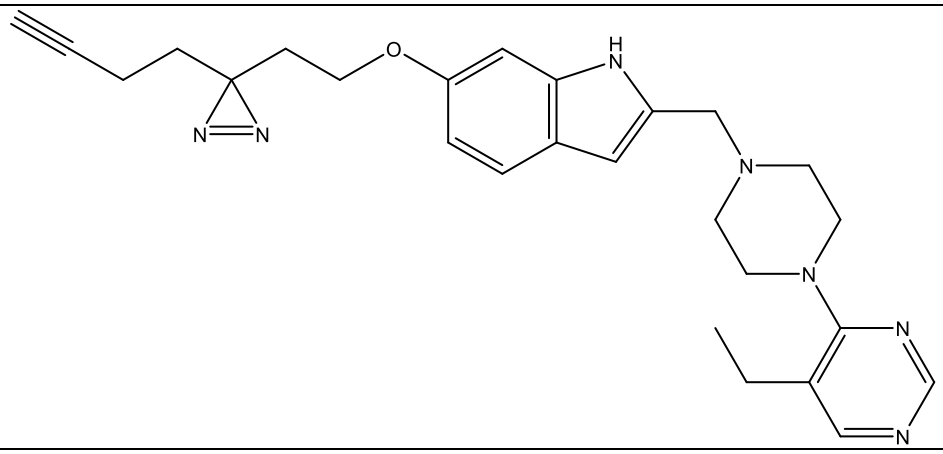

11. The compound of claim 3, selected from the following:

Compound Number	**Compound Structure**
215	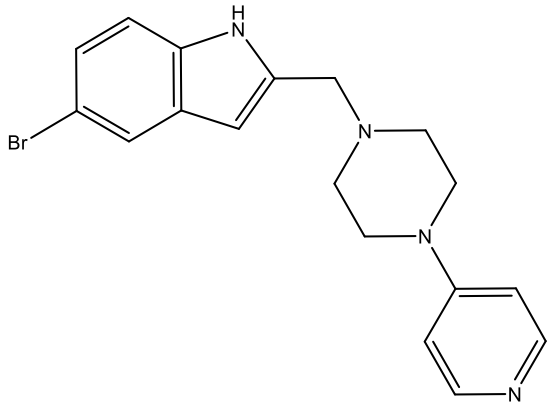

219	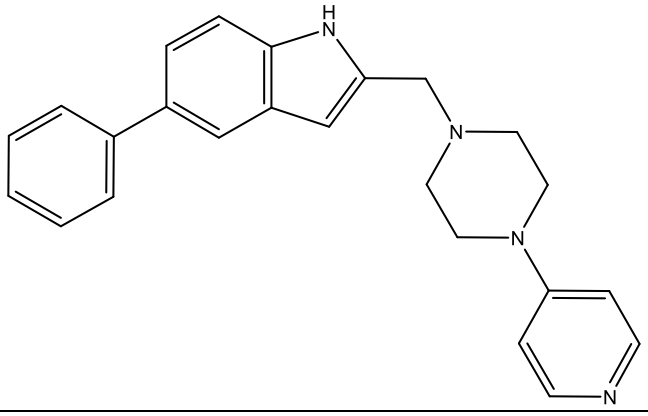
220	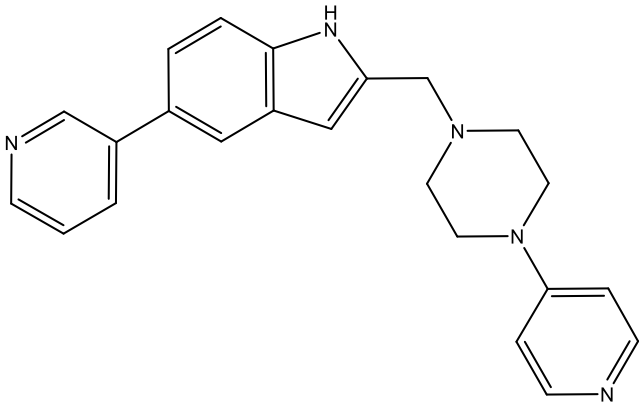
223	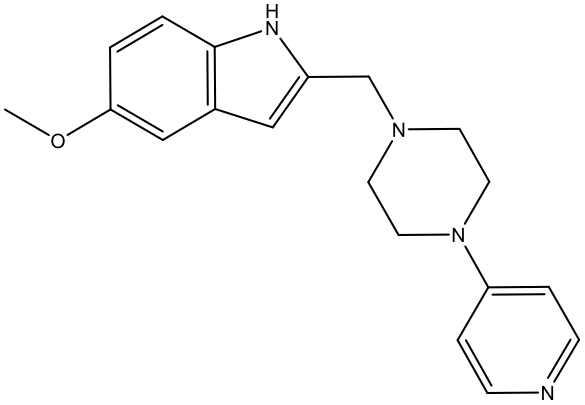
224	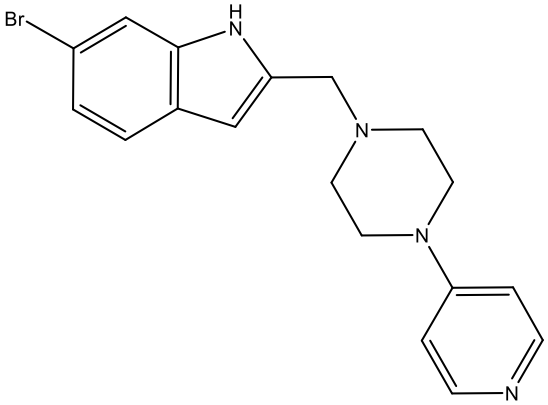

226	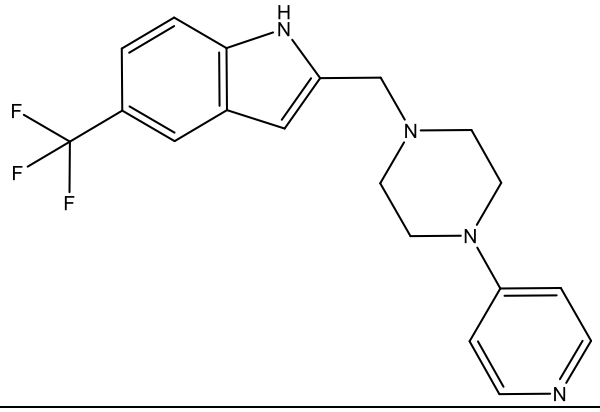
228	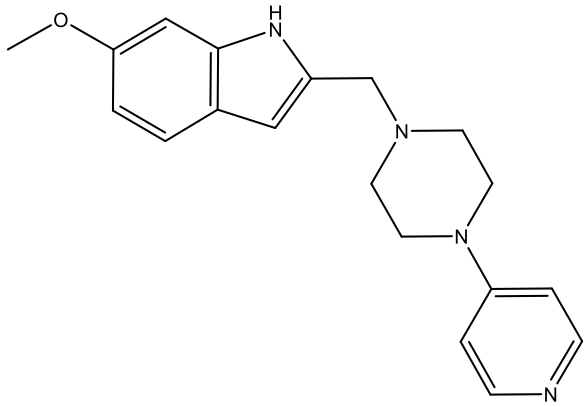
240	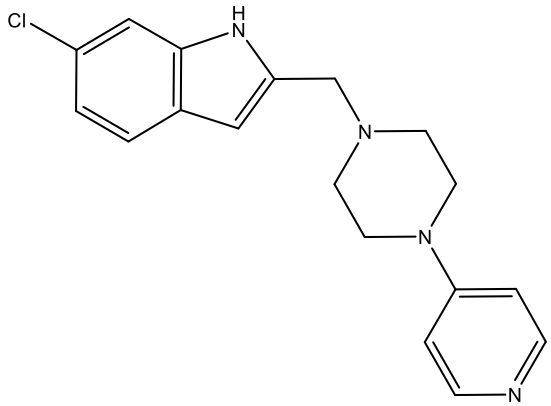
243	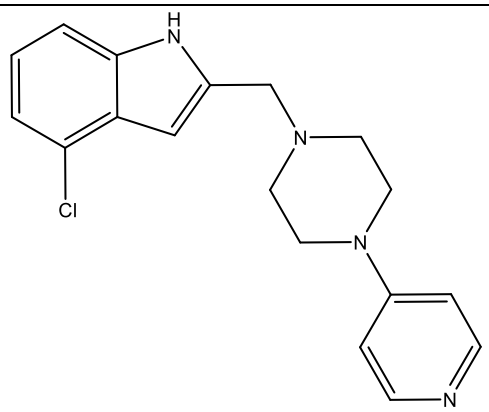

245	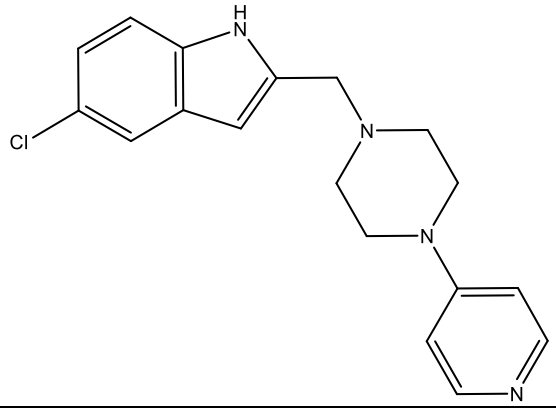
246	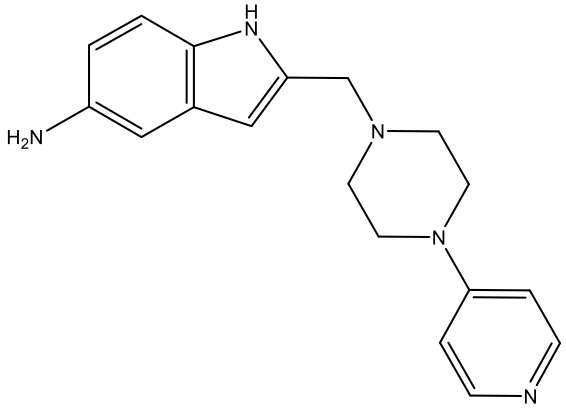
247	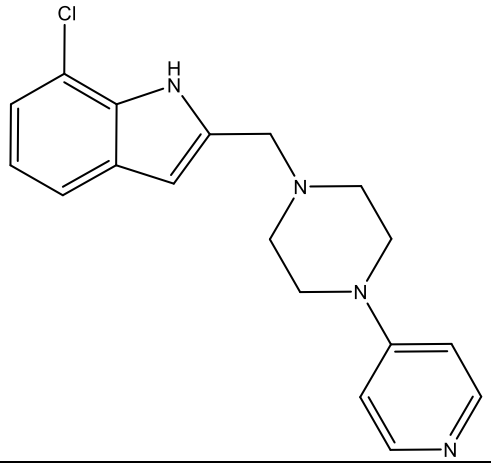
249	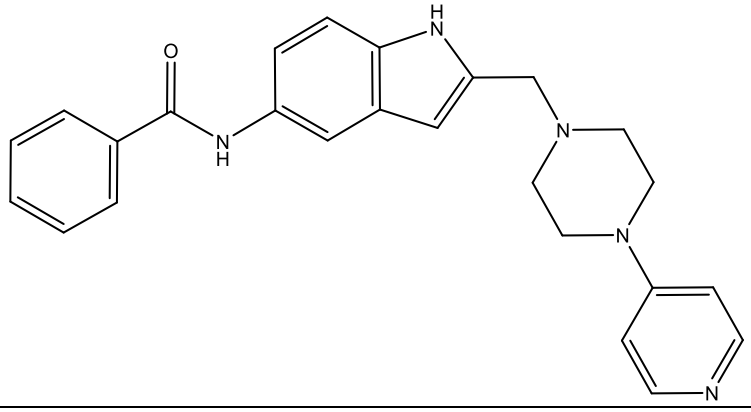

250	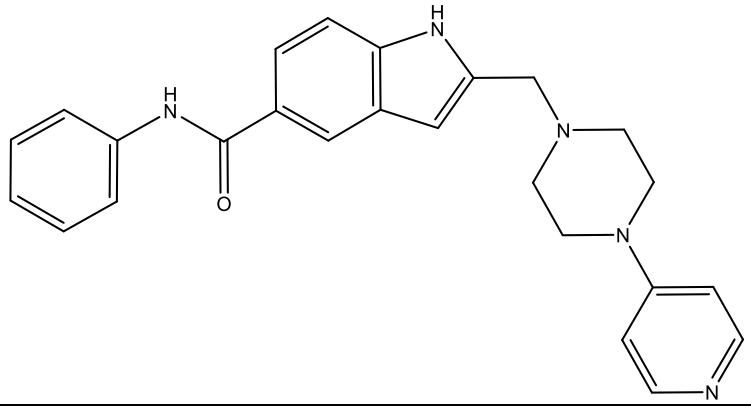
251	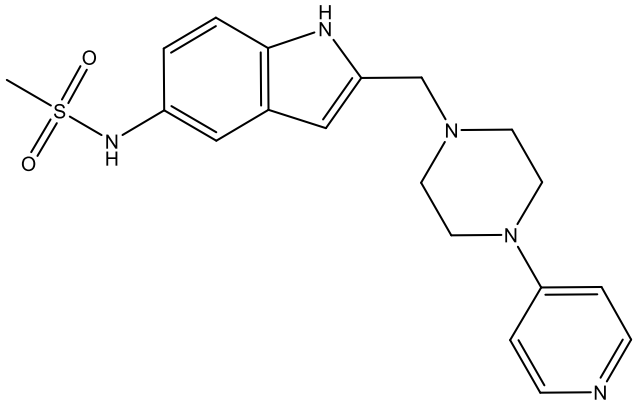
252	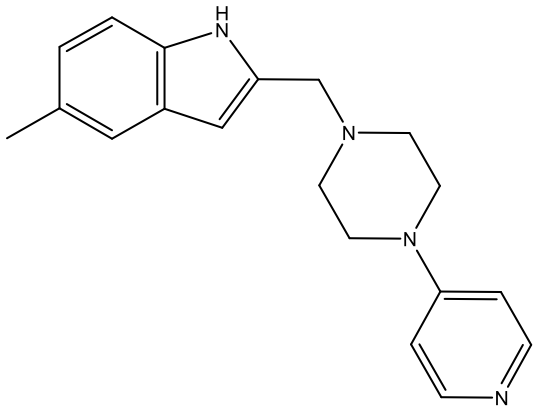
255	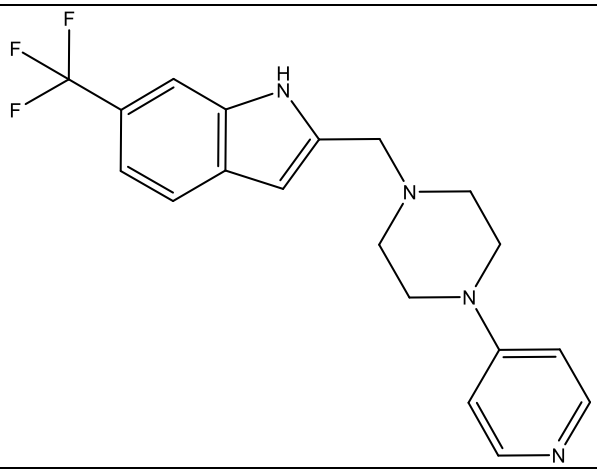

256	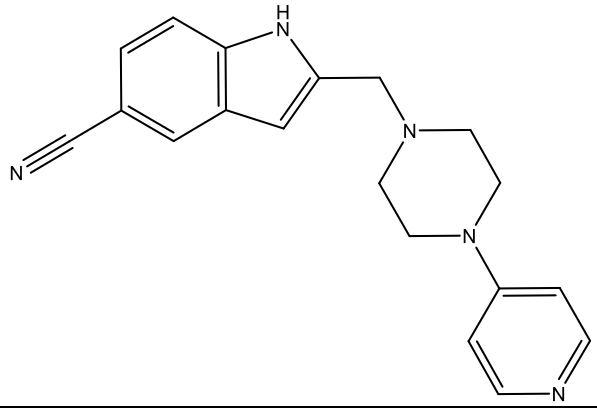
258	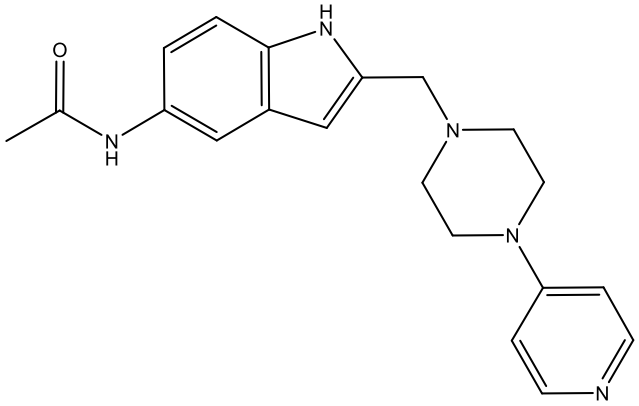
260	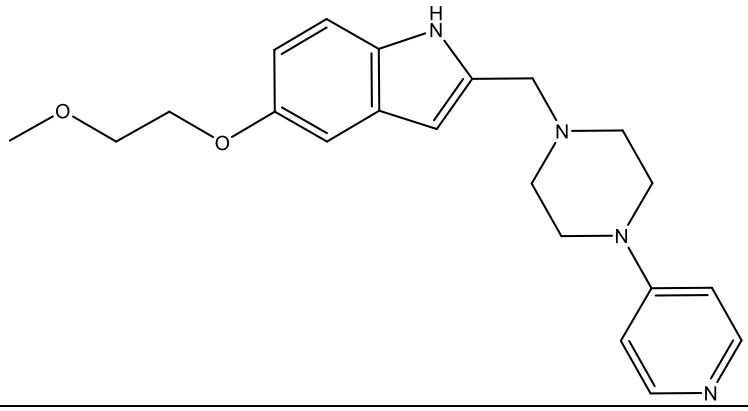

12. A compound represented by the structure of any one of the following compounds:

Compound Number	**Compound Structure**
212	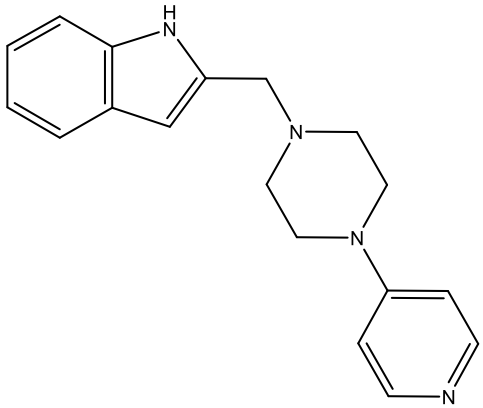

213	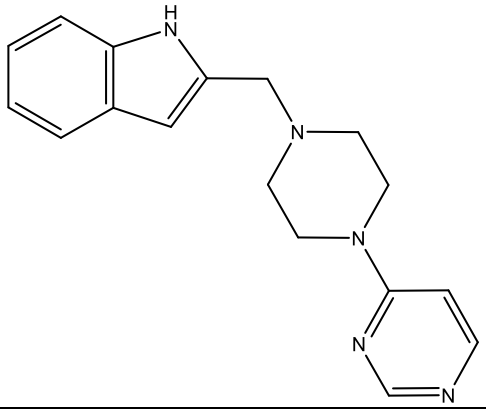
217	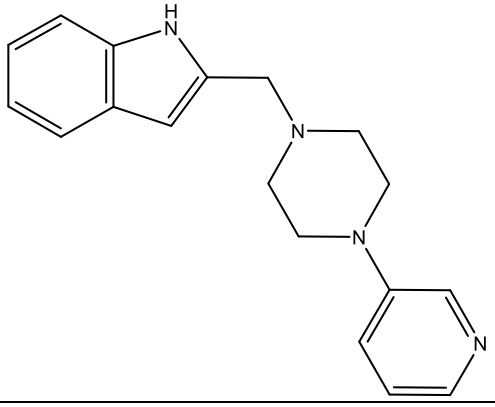
218	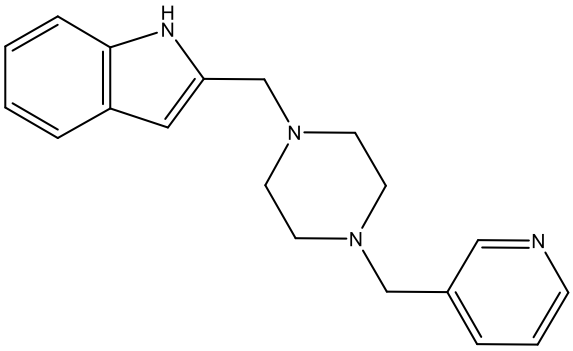
227	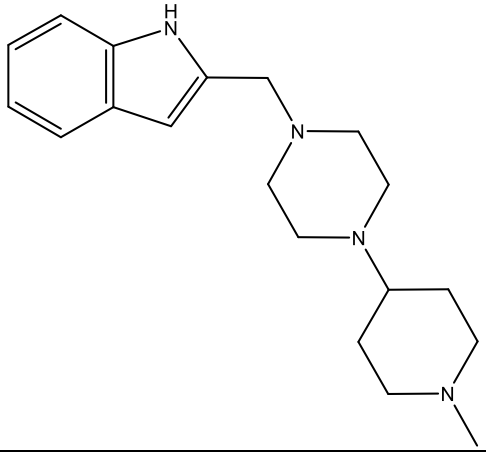

229	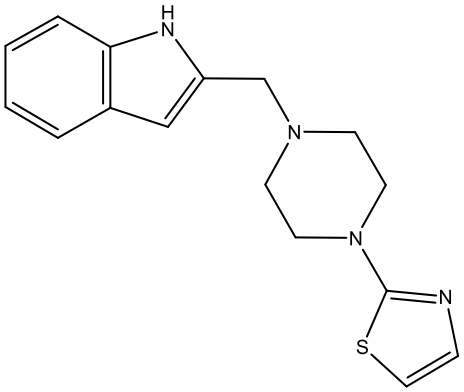
230	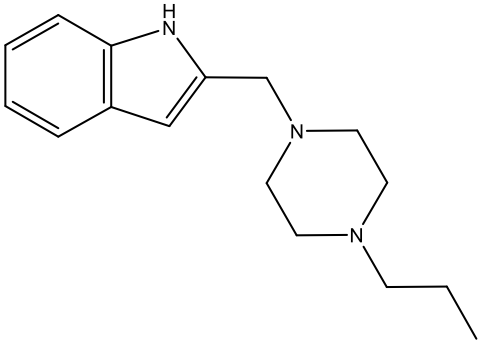
232	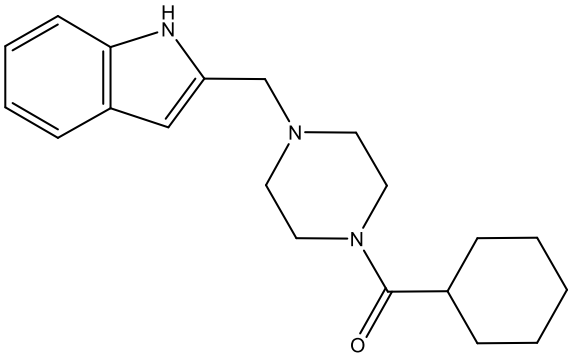
233	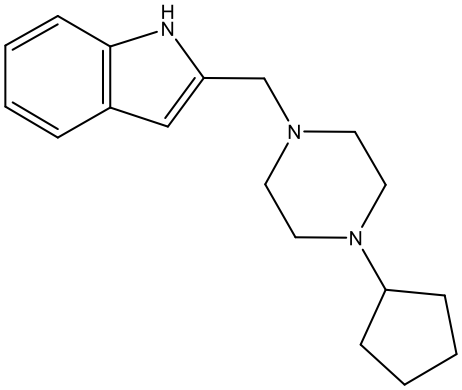
239	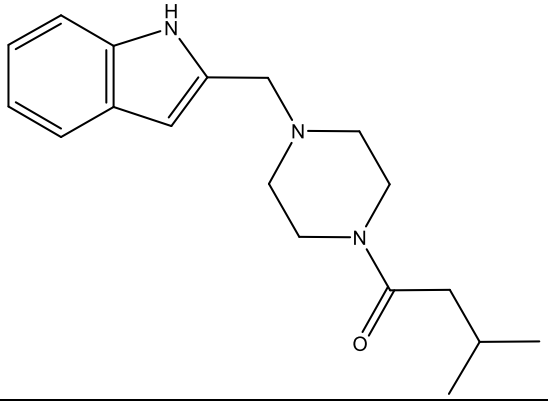

244	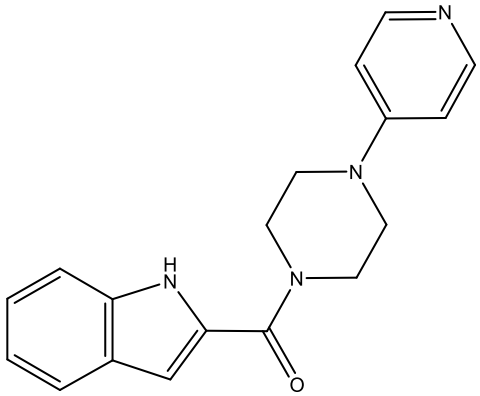
248	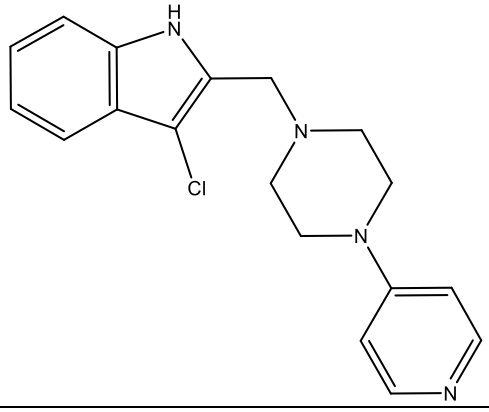
257	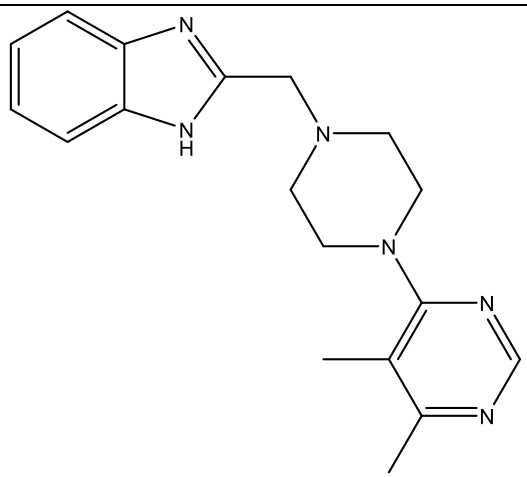
261	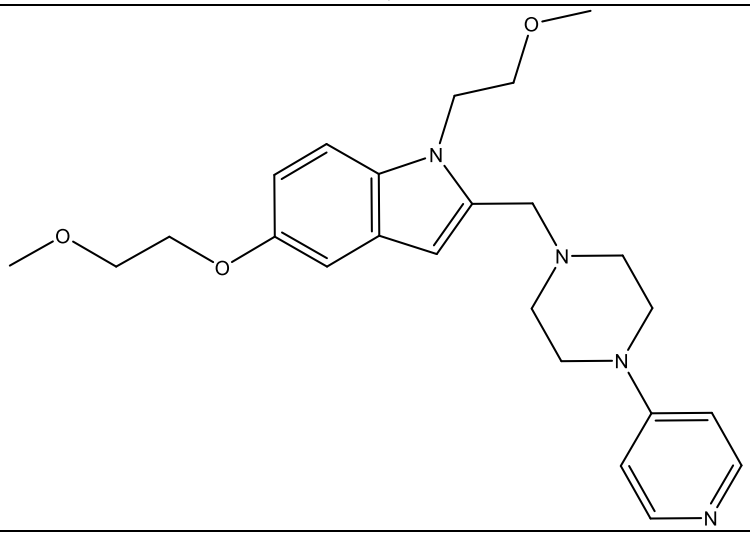

262	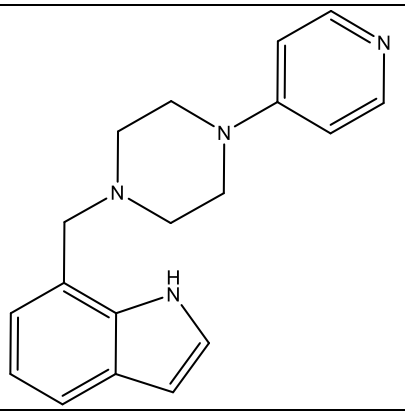
263	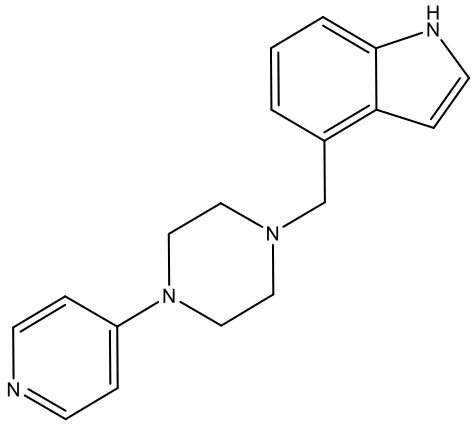
264	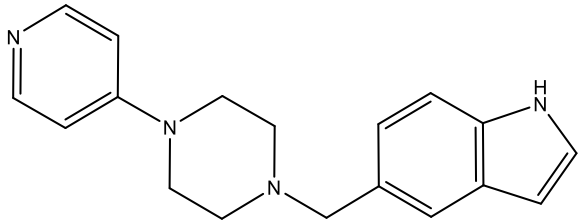
265	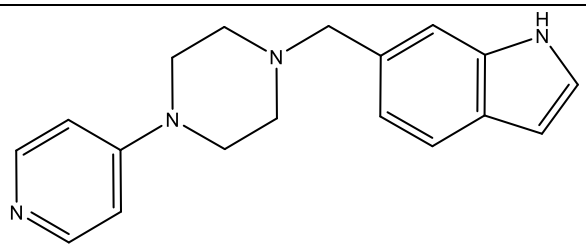
267	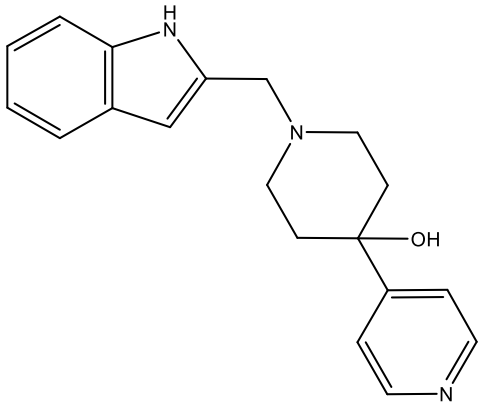

268	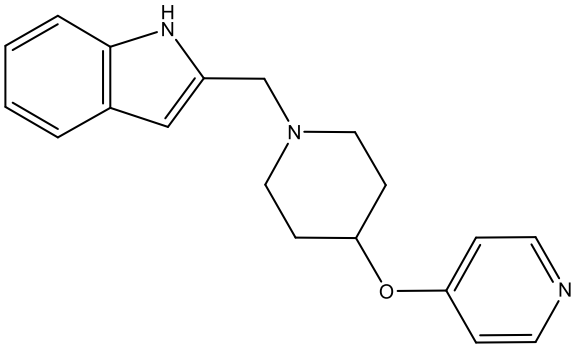
269	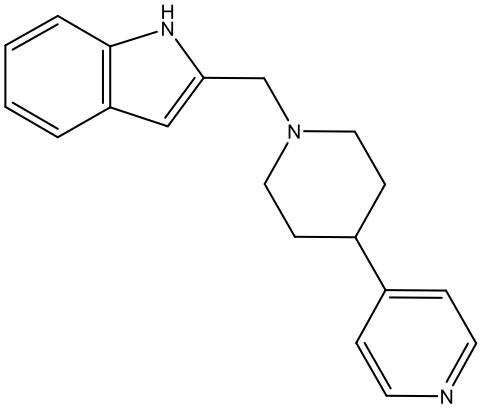
270	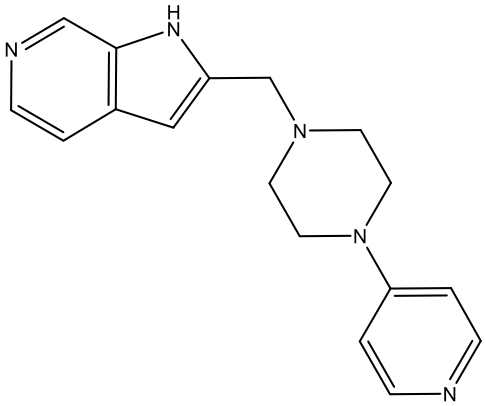
271	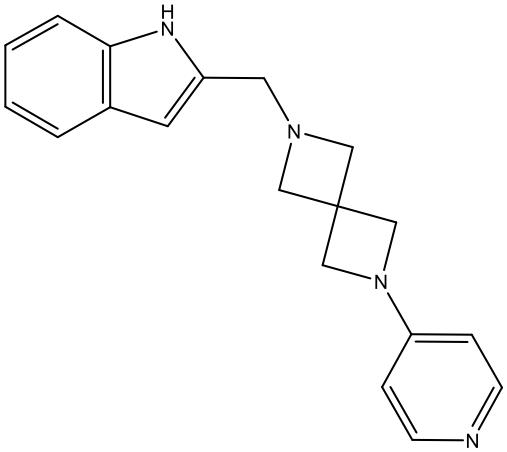

272	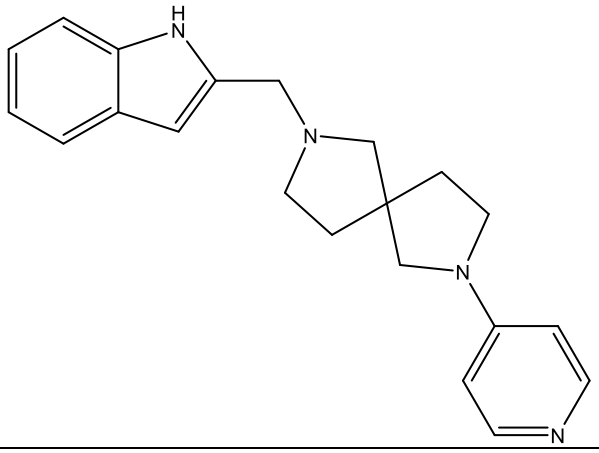
273	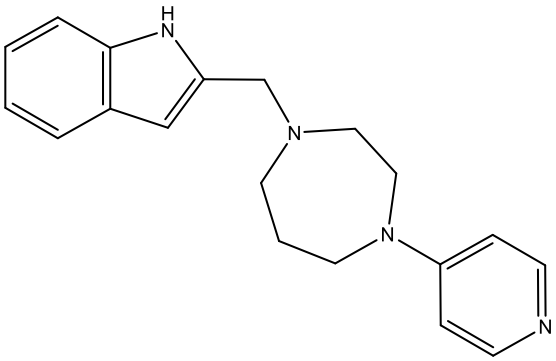
274	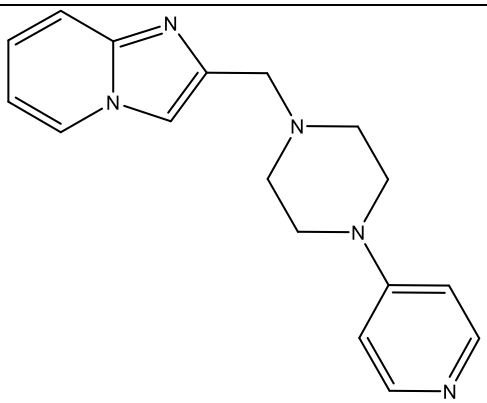
275	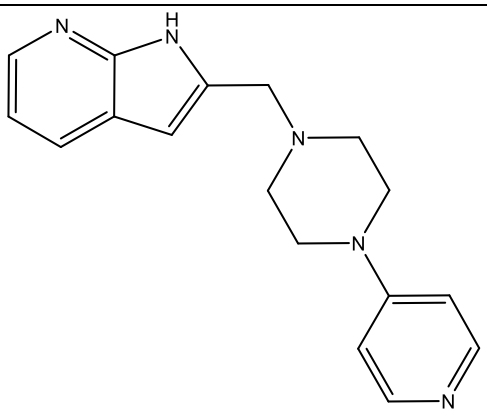

276	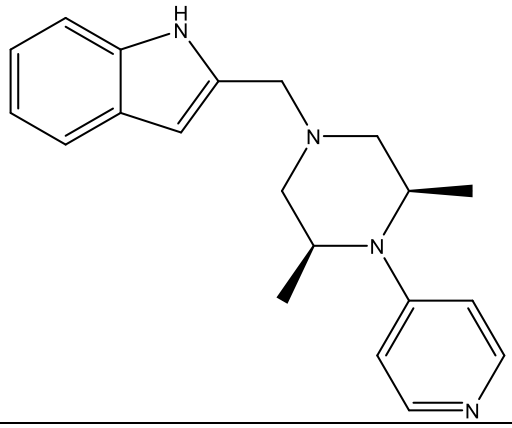
277	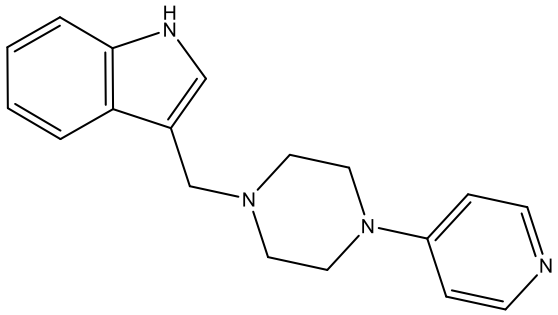
278	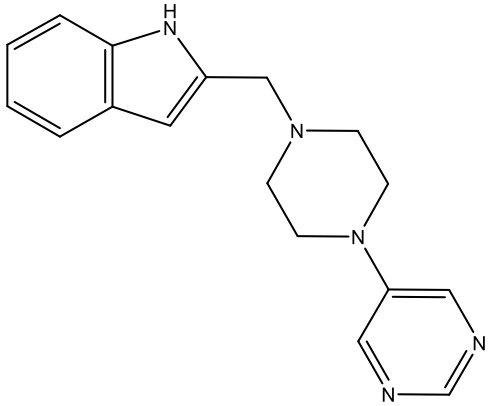
279	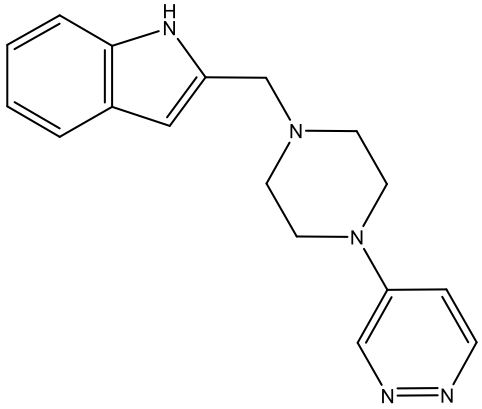

280	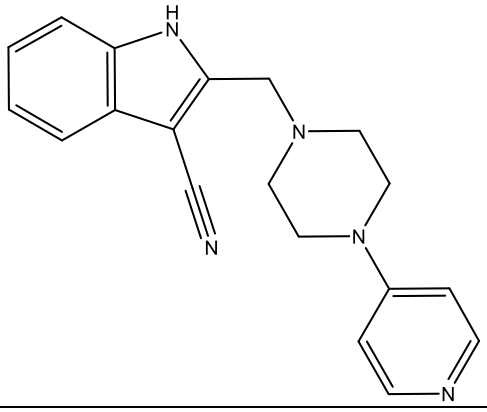
283	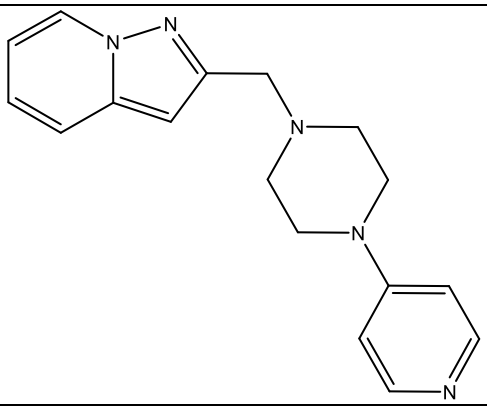
284	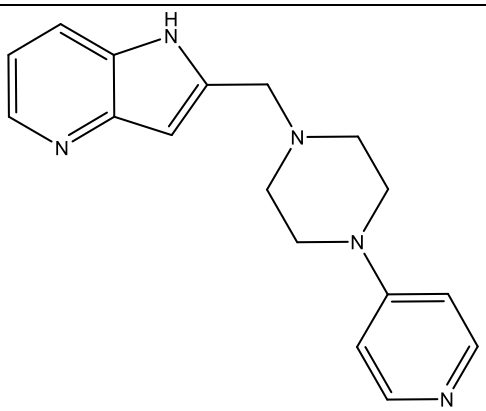
285	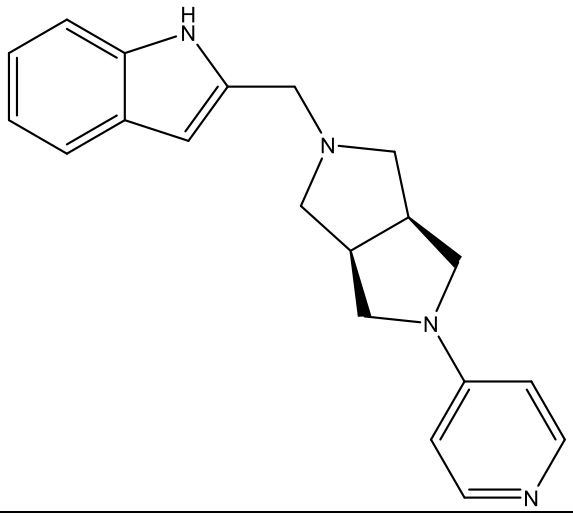

286	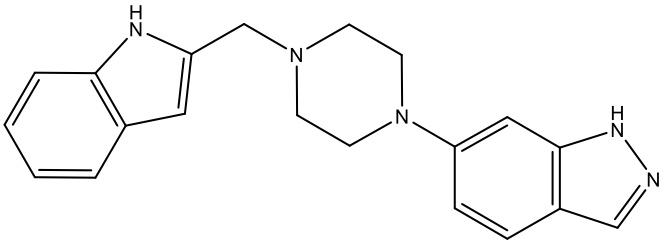
288	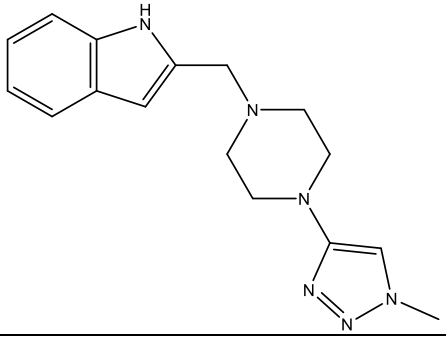
322	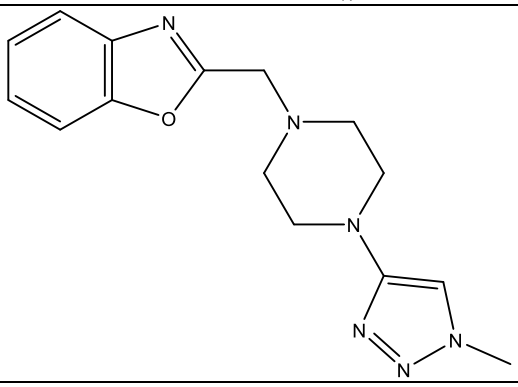
323	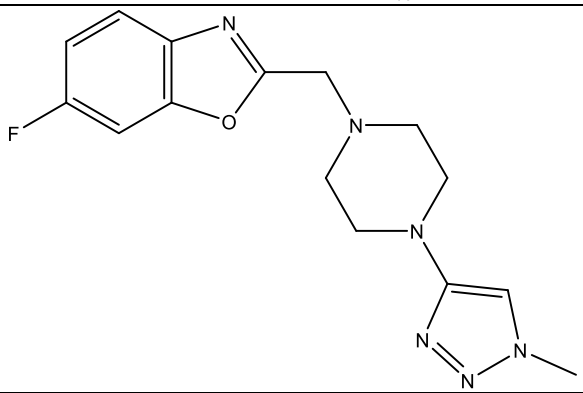
324	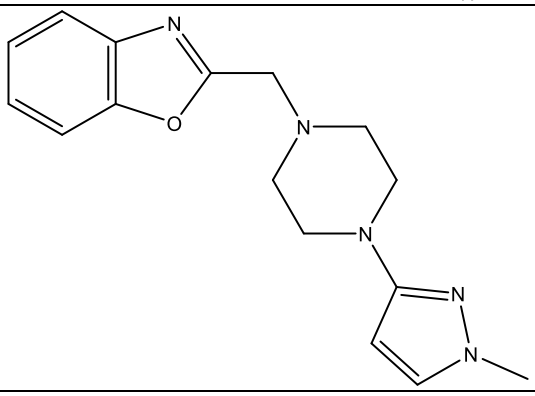

325	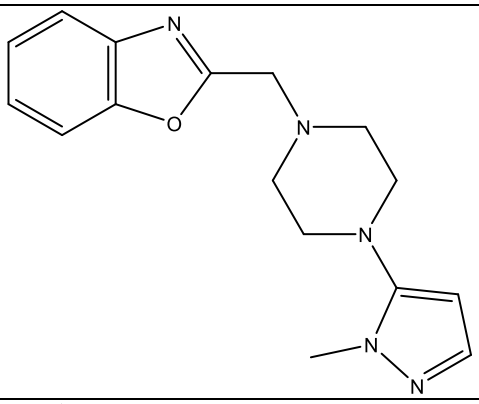
326	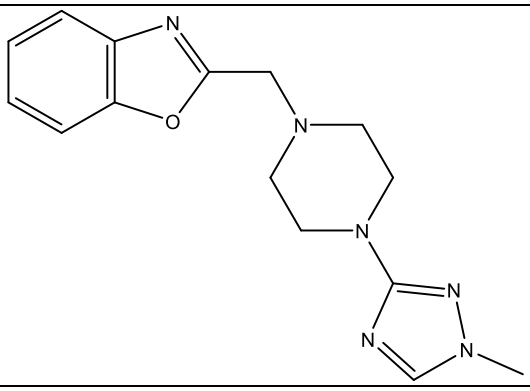
328	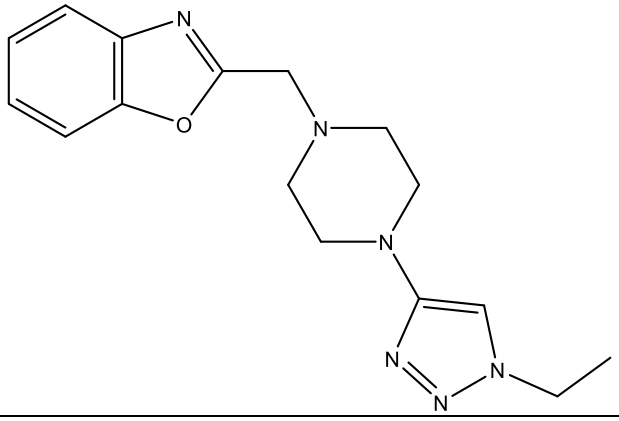
331	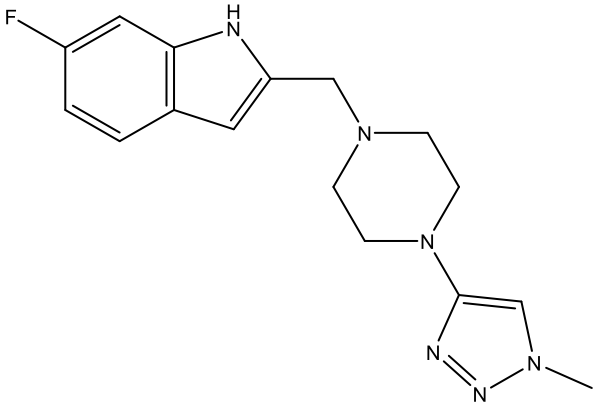

332	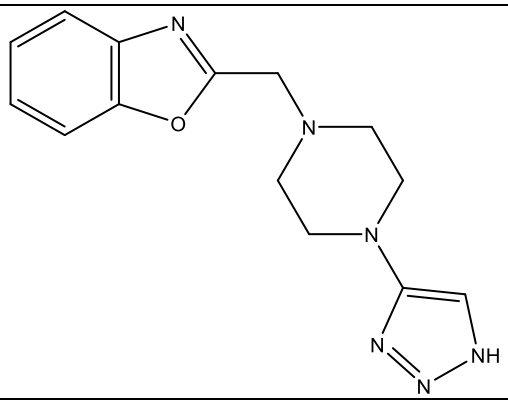
339	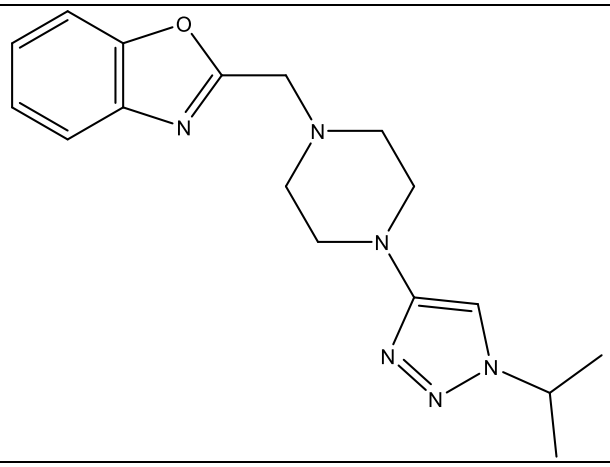
340	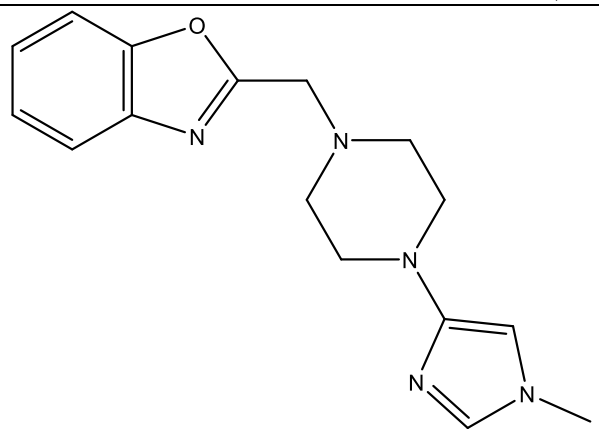

13. The compound according to any one of the preceding claims, wherein the compound is a collagen translation inhibitor.

14. A pharmaceutical composition comprising a compound according to any one of claims 1 to 13 and a pharmaceutically acceptable carrier.

15. Use of a compound according to any one of claims 1 to 13; or a compound represented by any one of the following structures:

Compound Number	**Compound Structure**

205	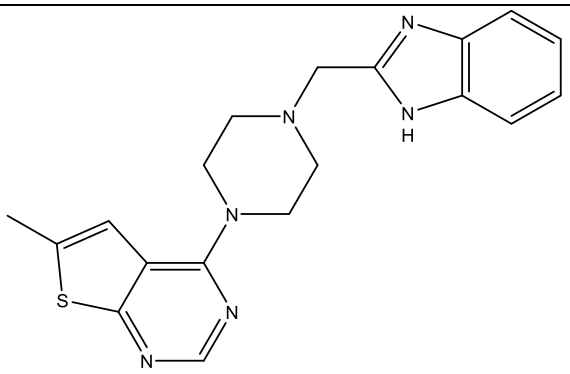
207	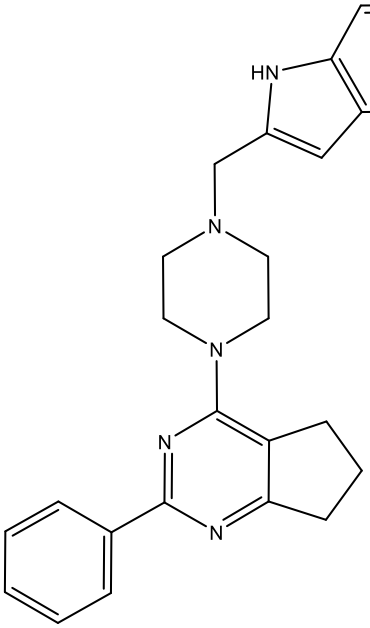
208	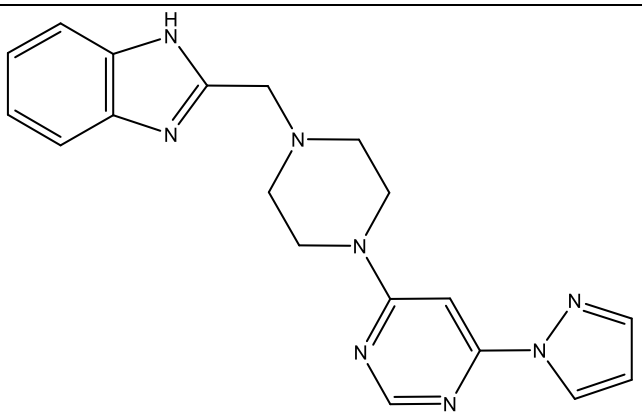
231	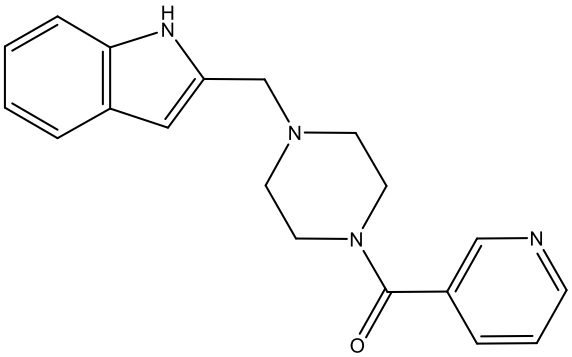

253	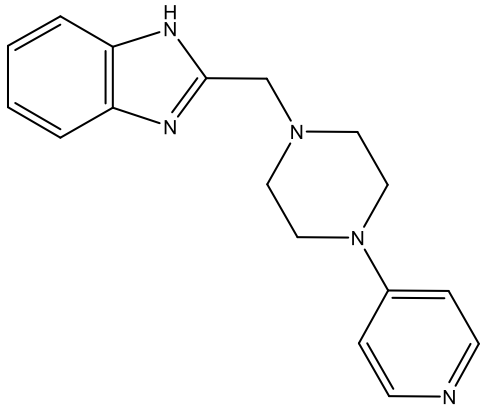

in the manufacture of a medicament for treating, suppressing, reducing the severity, reducing the risk of developing or inhibiting fibrosis in a subject.

16. The use of claim 15, wherein said fibrosis is a systemic fibrotic disease;

wherein said fibrosis is an organ-specific fibrotic disease;

wherein said fibrosis is primary or secondary fibrosis;

wherein said fibrosis is a result of systemic sclerosis, graft-versus host disease (GVHD), pulmonary fibrosis, autoimmune disorder, tissue injury, inflammation, oxidative stress or any combination thereof;

wherein the fibrosis is hepatic fibrosis, lung fibrosis or dermal fibrosis;

or any combination thereof.

17. The use of claim 16,

wherein said systemic fibrotic disease is systemic sclerosis, multifocal fibrosclerosis (IgG4-associated fibrosis), nephrogenic systemic fibrosis, sclerodermatous graft vs. host disease, or any combination thereof;

wherein said organ-specific fibrotic disease is lung fibrosis, cardiac fibrosis, kidney fibrosis, pulmonary fibrosis, liver and portal vein fibrosis, radiation-induced fibrosis, bladder fibrosis, intestinal fibrosis, peritoneal sclerosis, diffuse fasciitis, wound healing, scaring, or any combination thereof;

wherein the dermal fibrosis is scleroderma;

wherein the dermal fibrosis is a result of a localized or generalized morphea, keloids, hypertrophic scars, familial cutaneous collagenoma, connective tissue nevi of the collagen type, or any combination thereof;

wherein the hepatic fibrosis is a result of hepatic scarring or chronic liver injury;

or any combination thereof.

18. The use of claim 17,

wherein said lung fibrosis is idiopathic pulmonary fibrosis (IPF);

wherein said cardiac fibrosis is hypertension-associated cardiac fibrosis, Post-myocardial infarction, Chagas disease-induced myocardial fibrosis or any combination thereof;

wherein said kidney fibrosis is diabetic and hypertensive nephropathy, urinary tract obstruction-induced kidney fibrosis, inflammatory/autoimmune-induced kidney fibrosis, aristolochic acid nephropathy, polycystic kidney disease, or any combination thereof;

wherein said pulmonary fibrosis is idiopathic pulmonary fibrosis, silica-induced pneumoconiosis (silicosis), asbestos-induced pulmonary fibrosis (asbestosis), chemotherapeutic agent-induced pulmonary fibrosis, or any combination thereof;

wherein said liver and portal vein fibrosis is alcoholic and nonalcoholic liver fibrosis, hepatitis C-induced liver fibrosis, primary biliary cirrhosis, parasite-induced liver fibrosis (schistosomiasis), or any combination thereof;

wherein said diffuse fasciitis is localized scleroderma, keloids, dupuytren's disease, peyronie's disease, myelofibrosis, oral submucous fibrosis, or any combination thereof;

wherein the chronic liver injury results from alcoholism, malnutrition, hemochromatosis, exposure to poisons, toxins or drugs;

or any combination thereof.

19. The use of any one of claims 15 to 18, wherein said subject has a liver cirrhosis.

20. Use of a compound according to any one of claims 1 to 12 or a compound represented by any one of the following structures:

Compound Number	**Compound Structure**
205	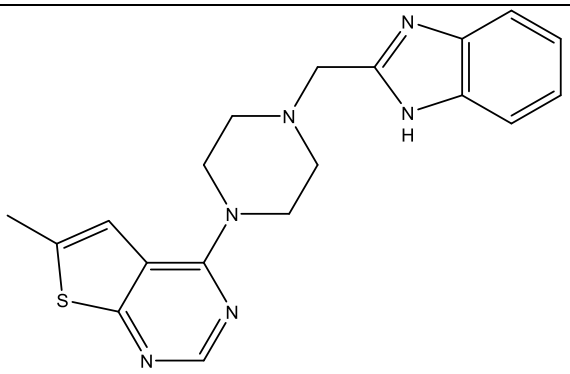
207	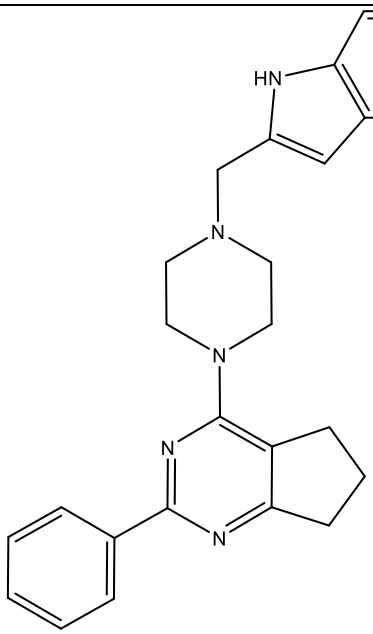

208	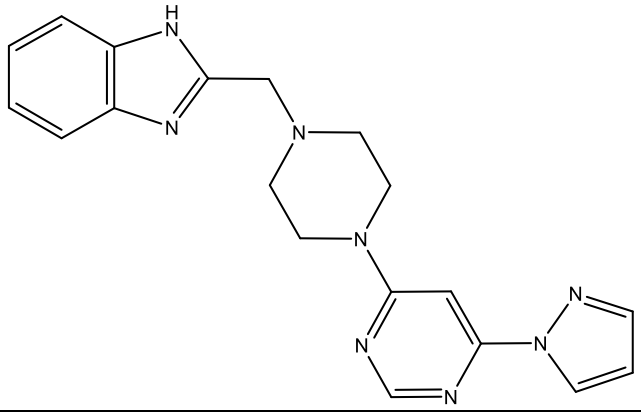
216	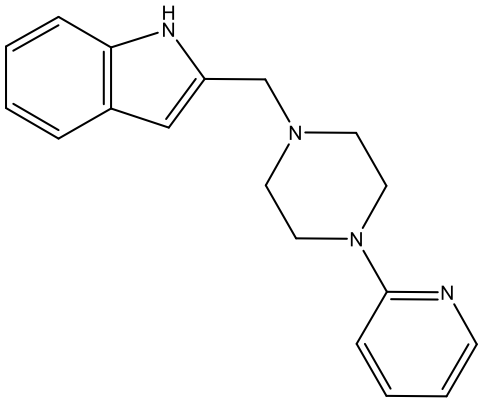
231	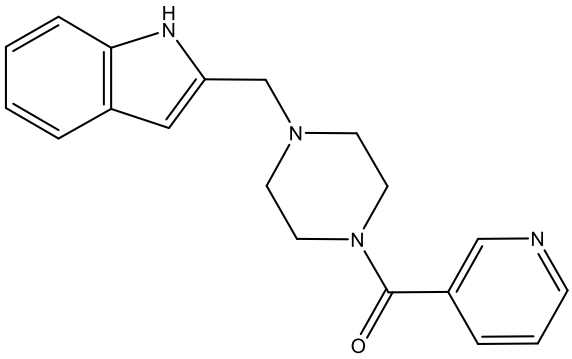
241	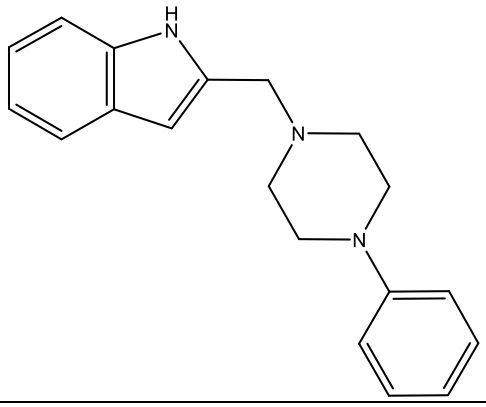

253	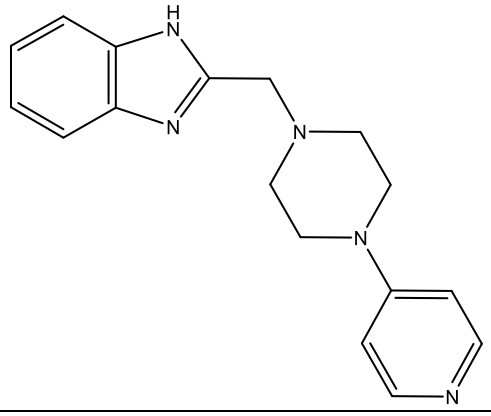

in the manufacture of a medicament for:

treating, suppressing, reducing the severity, reducing the risk of developing or inhibiting lung fibrosis in a subject;

treating, suppressing, reducing the severity, reducing the risk of developing or inhibiting idiopathic pulmonary fibrosis (IPF) in a subject

treating, suppressing, reducing the severity, reducing the risk of developing or inhibiting hepato-fibrotic disorder in a subject;

treating, suppressing, reducing the severity, reducing the risk of developing or inhibiting cirrhosis in a subject;

treating, suppressing, reducing the severity, reducing the risk of developing or inhibiting alcoholic steatohepatitis (ASH) in a subject;

treating, suppressing, reducing the severity, reducing the risk of developing or inhibiting non-alcoholic steatohepatitis (NASH) in a subject;

treating, suppressing, reducing the severity, reducing the risk of developing or inhibiting alcoholic fatty liver disease (AFLD) in a subject;

treating, suppressing, reducing the severity, reducing the risk of developing or inhibiting non alcoholic fatty liver disease (NAFLD) in a subject;

treating, suppressing, reducing the severity, reducing the risk of developing or inhibiting an autoimmune disease or disorder in a subject;

or any combination thereof.

21. The use of claim 20,

wherein the lung fibrosis is idiopathic pulmonary fibrosis (IPF);

wherein the hepato-fibrotic disorder is a portal hypertension, cirrhosis, congenital hepatic fibrosis or any combination thereof;

wherein the cirrhosis is a result of hepatitis or alcoholism;

or any combination thereof.

22. The compound according to any one of claims 1 to 12 for use in therapy.